

**COLORADO DEPARTMENT OF TRANSPORTATION
REGION 2
5615 Will Boulevard
Pueblo, CO 81008**



Summary Observations

An on-site ADA survey was conducted August 15, 2018, by Teri Ulrich and Patrick Going, ASAP, ADA Surveys and Plans, LLC.

Anne Feeser, CDOT facility manager, facilitated this evaluation.

All observations are based on the *2010 ADA Standards for Accessible Design*. These Standards may be found at www.access-board.gov.

This new \$40M CDOT Region 2 building is a single story facility. It is conveniently located near I-25 at Exit #104.

This building is exceptionally well-designed and compliant with the *ADA Standards* with only a few minor ADA non-compliant issues noted below. These are easily remedied.

Parking

The visitor parking is located on the south side of the building with 30+ spaces of which 4 are accessible. A 'van' accessible space is provided.

A large parking area for employees is located on the north side of the building.

All the parking spaces comply with the ADA requirements for the number of accessible parking spaces, adjacent access aisles, vertical signs, and the accessible parking and access aisle surfaces not exceeding a 2% slope.

Path-of-Travel

The route for visitors to the main entrance is accessible.

Rest Rooms

All the restrooms are fully compliant with the *ADA Standards*. As an on-going maintenance item, all restroom doors with automatic closers **should be adjusted to a maximum of 5 lbs** of opening pressure.

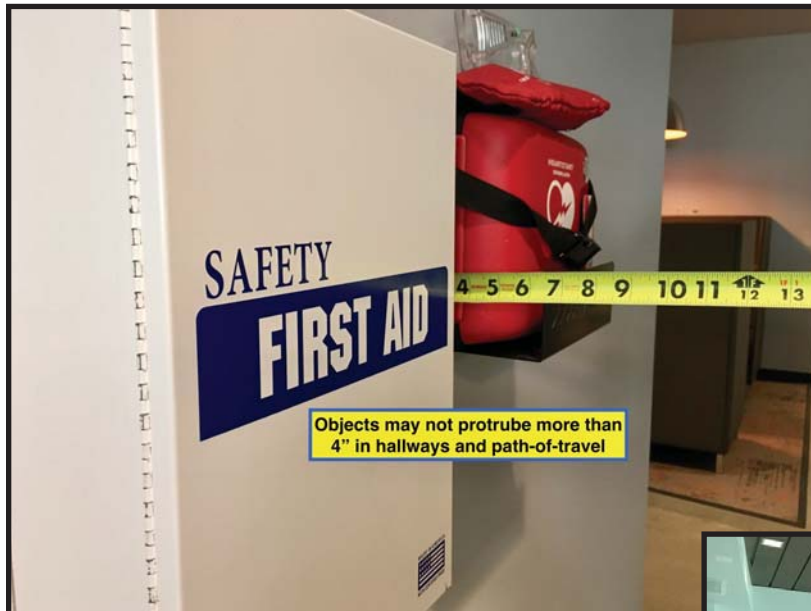
Conference Rooms


The conference rooms have good maneuvering rooms with accessible chairs and tables. Of special note, the conference rooms also have 'hearing loops' installed that enabled people with a T-coil in their hearing aids to more easily understand the speakers and related discussions.

Parking	Route to Building	Restrooms	Conference Rooms
ADA compliant - Parking garage has required number of accessible parking spaces including 'van' spaces. Outside parking has required number of accessible parking spaces including 'van' spaces.	ADA compliant from parking areas.	ADA compliant	ADA compliant and 'looped' for people with T-coils in their hearing aids

Minor Remedial Recommendations

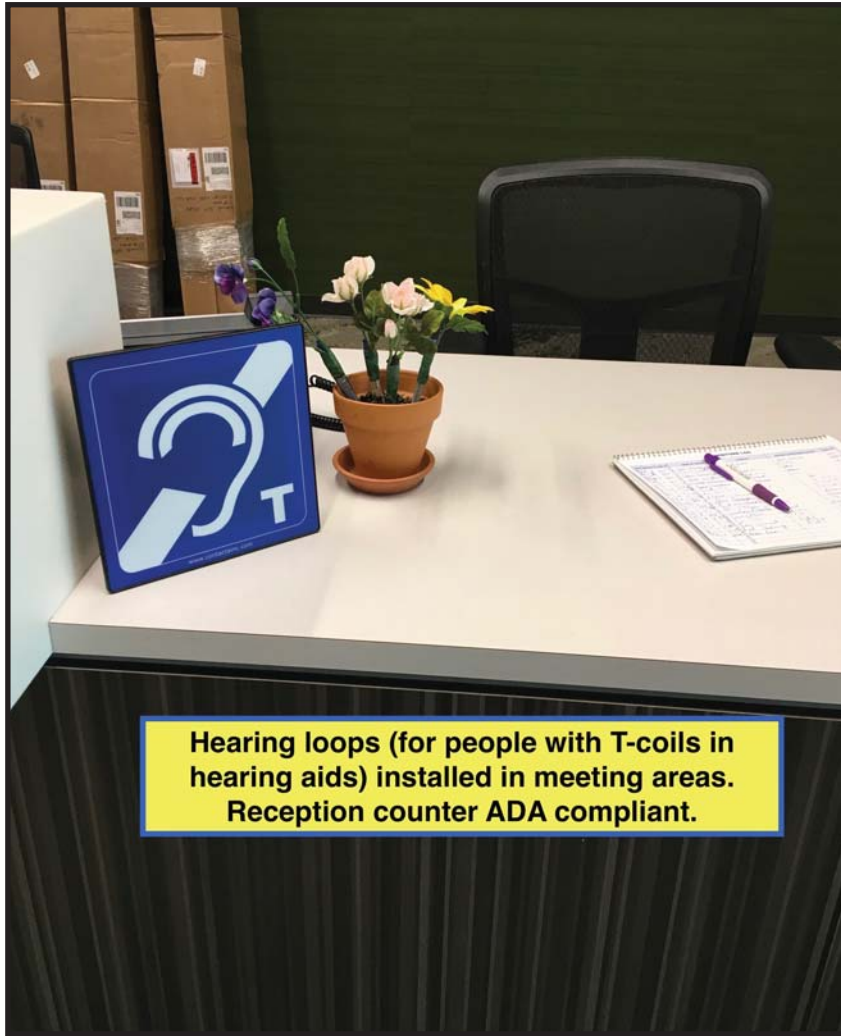
Description	Priority
Adjust/repair power assist door to the Highway Patrol area.	Immediate
Place a cane detectable item under any hallway protrusions that exceed 4" (e.g. EAD's, fire extinguishers)	Immediate
Insure all automatic door closers are set at 5 lbs maximum opening pressure	Immediate



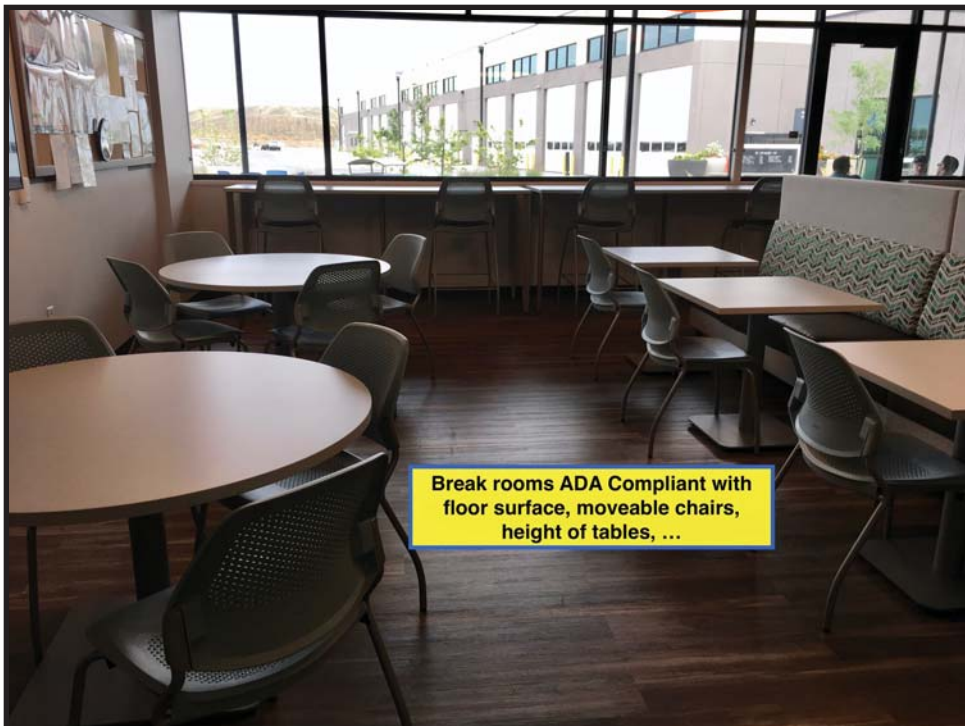


Sample Pictures of Notable ADA Compliant Elements





**Hearing loops (for people with T-coils in hearing aids) installed in meeting areas.
Reception counter ADA compliant.**



Break rooms ADA Compliant with floor surface, moveable chairs, height of tables, ...

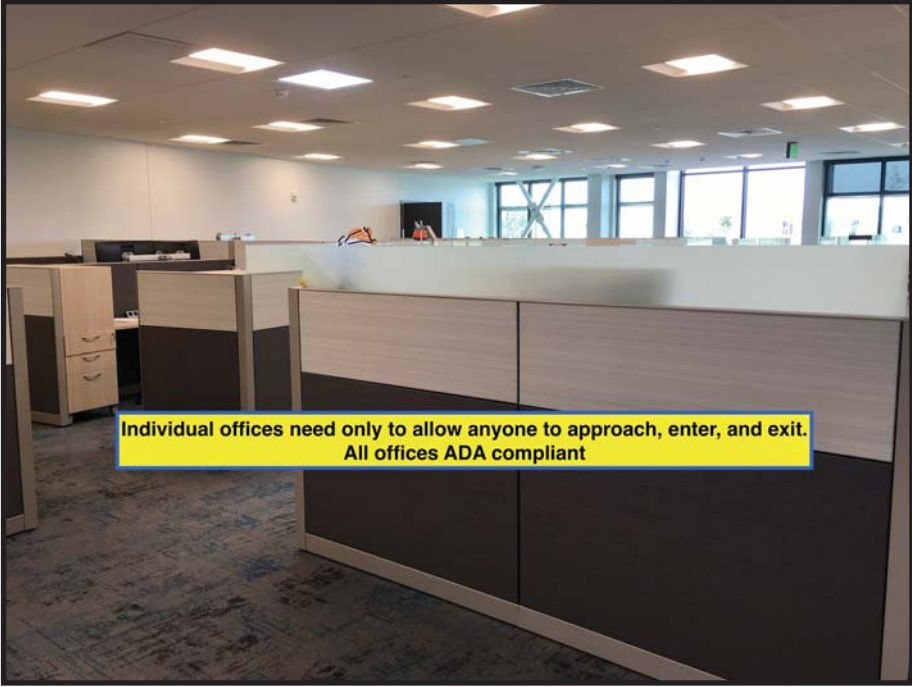




Signage ADA compliant with all the required raised letters, symbols, and Braille



Signage ADA compliant



Individual offices need only to allow anyone to approach, enter, and exit. All offices ADA compliant

