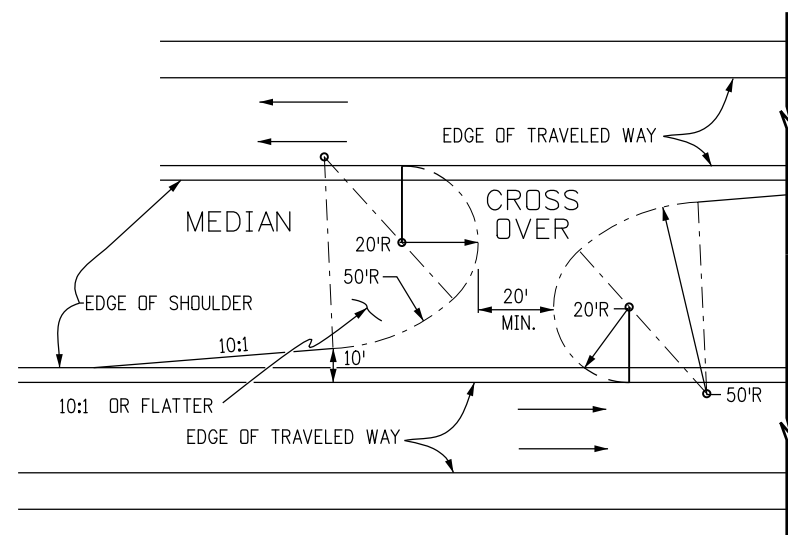



MEDIAN WIDTH LESS THAN 50 FT.



MEDIAN WIDTH GREATER THAN 50 FT.

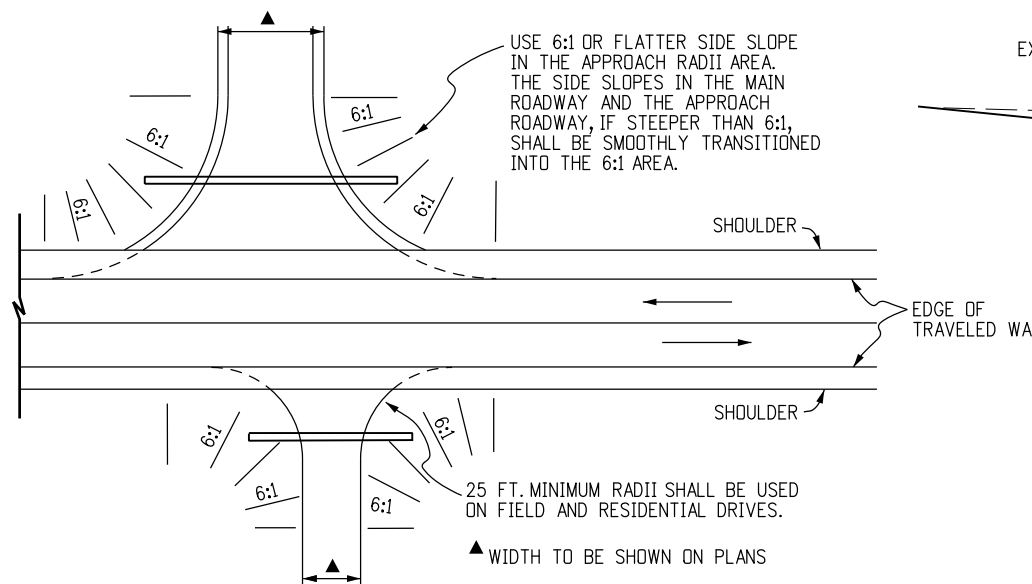
TYPICAL PLANS FOR EMERGENCY MEDIAN CROSS OVER

LOCATION OF RADIUS POINTS MAY BE ADJUSTED FOR BEST FIT



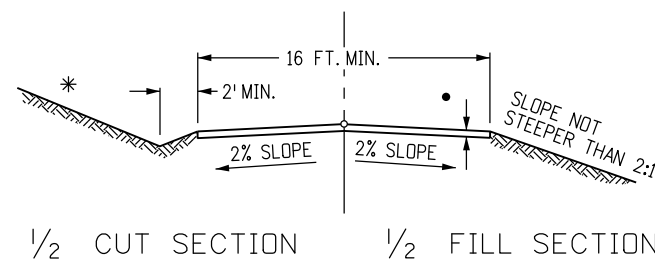
TYPICAL SECTION FOR MEDIAN CROSS OVER

ANY REQUIRED PIPE OR INLET FOR MEDIAN DRAINAGE SHALL HAVE A TRAVERSABLE DESIGN AS SPECIFIED ON THE PLANS



SIDE DRAINS SHALL BE LOCATED BEYOND THE CLEAR ZONE, OR WHEN WITHIN THE CLEAR ZONE, THEY SHALL BE INSTALLED WITH END SECTIONS CONFORMING TO A 6:1 SLOPE. FIFTY FT. RADII SHALL BE USED ON INTERSECTING ROADS, EXCEPT FOR FIELD AND RESIDENTIAL DRIVES OR UNLESS OTHERWISE SPECIFIED ON PLANS. RADII MAY BE VARIED TO SUIT FIELD CONDITIONS.

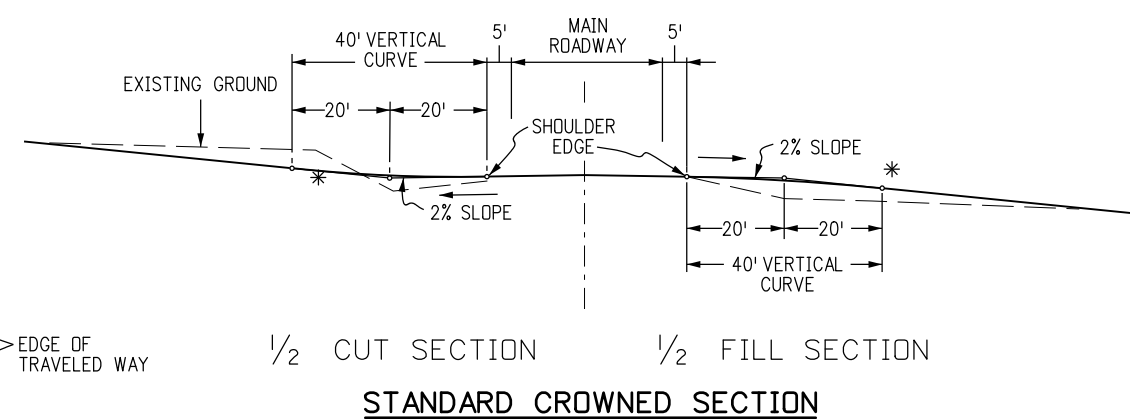
TYPICAL PLANS FOR SIDE APPROACH ROAD



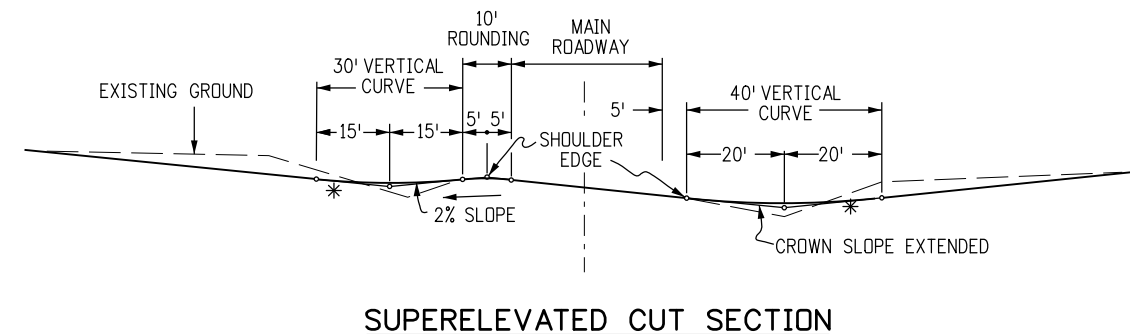
TYPICAL SECTION FOR APPROACH (ACCESS) ROAD

NOTE: ROAD APPROACHES WHICH REQUIRE HMA (ASPHALT) PAVEMENT SHALL BE PLACED AT THE FOLLOWING DISTANCES BACK FROM THE ROADWAY EDGE OF PAVEMENT:

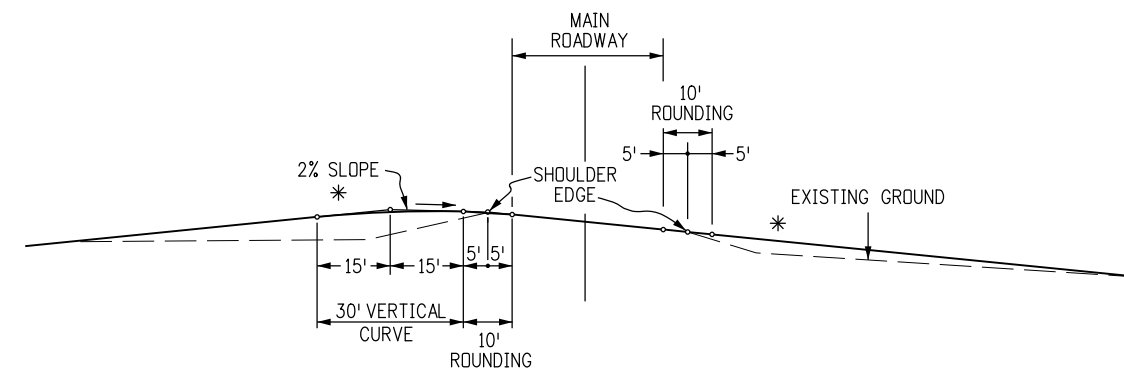
1. RESIDENTIAL OR AGRICULTURAL FIELD ENTRANCES - PAVE 4 FEET BACK.
2. THREE OR MORE RESIDENCES OR COMMERCIAL PROPERTY - PAVE 20 FEET BACK OR TO ROW LINE, WHICHEVER IS LESS.
3. PUBLIC STREET - PAVE 50 FEET BACK OR TO ROW LINE, WHICHEVER IS LESS.
4. IF EXISTING ACCESS IS PAVED, THEN FEATHER NEW ASPHALT OVERLAY A MINIMUM OF 2 FEET BACK OR AS DIRECTED BY THE ENGINEER.



STANDARD CROWNED SECTION



SUPERELEVATED CUT SECTION



SUPERELEVATED FILL SECTION

VERTICAL ALIGNMENT SIDE APPROACH ROADS INTERSECTING MAIN ROADWAY

* TANGENT SLOPE NOT STEEPER THAN 8% BEYOND THE VERTICAL CURVE. THE SLOPE MAY BE STEEPER, IF REQUIRED, TO MEET EXISTING APPROACH SLOPE. HOWEVER, APPROACH ROAD SLOPE SHOULD NOT BE STEEPER THAN EXISTING SLOPE.

Computer File Information	
Creation Date: 07/31/19	(R-X)
Designer Initials: JBK	(R-X)
Last Modification Date: 07/31/19	(R-X)
Detailer Initials: LTA	(R-X)
CAD Ver.: MicroStation V8 Scale: Not to Scale Units: English	(R-X)

Sheet Revisions	
Date:	Comments

Colorado Department of Transportation
 2829 West Howard Place
 CDDT HQ, 3rd Floor
 Denver, CO 80204
 Phone: 303-757-9021 FAX: 303-757-9868
 Project Development Branch JBK

APPROACH ROADS
 Issued by the Project Development Branch: July 31, 2019

STANDARD PLAN NO.
M-203-1
 Standard Sheet No. 1 of 1
 Project Sheet Number: