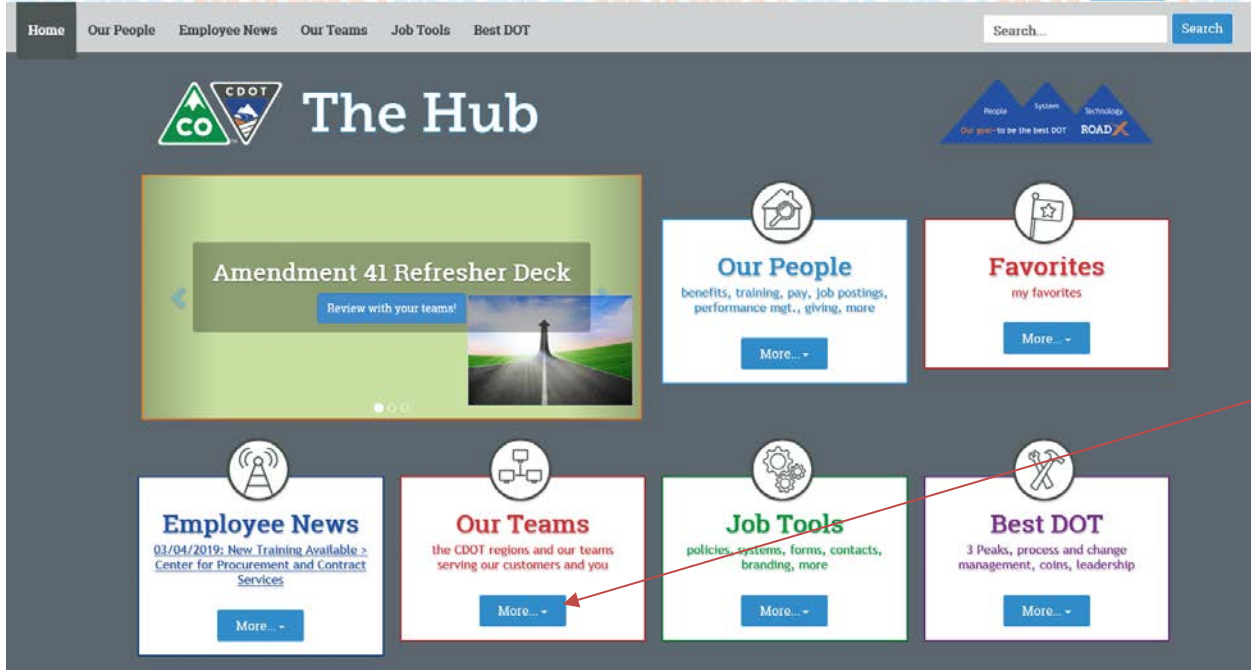


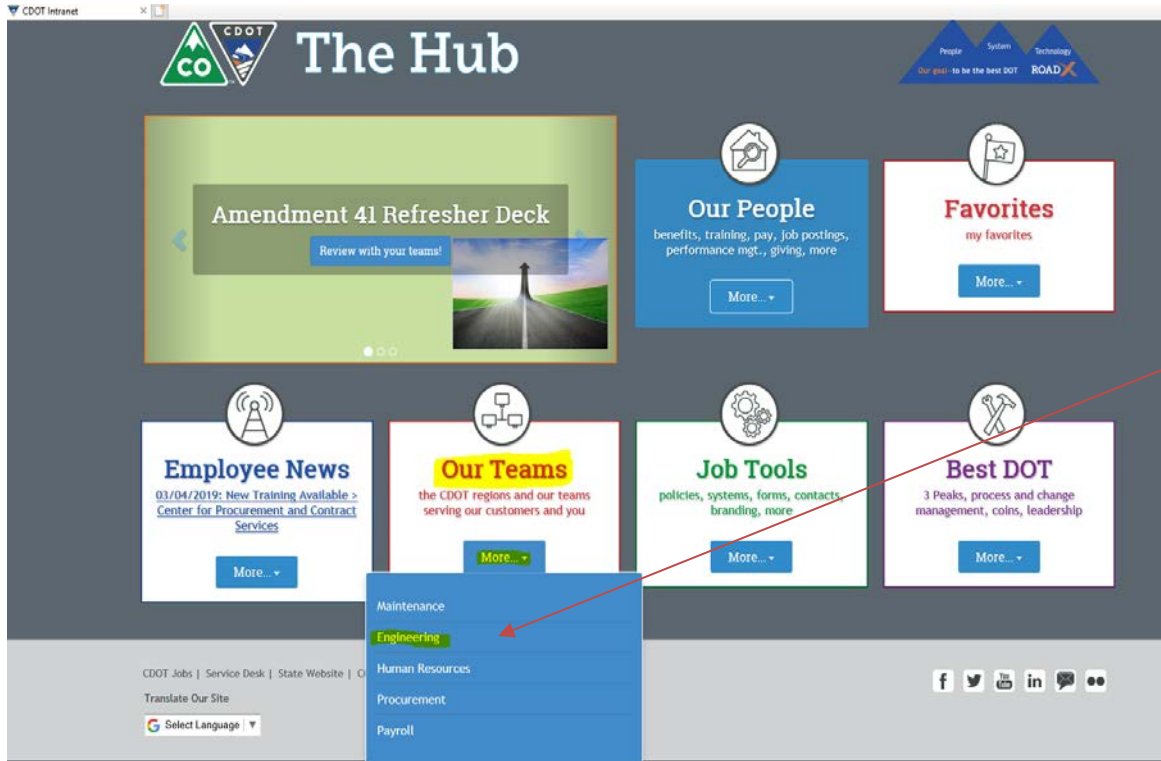
IHS Engineering Workbench Instructions

Step 1. Go to the CDOT INTERNAL Web Page and click on the "Our Teams/More" button.

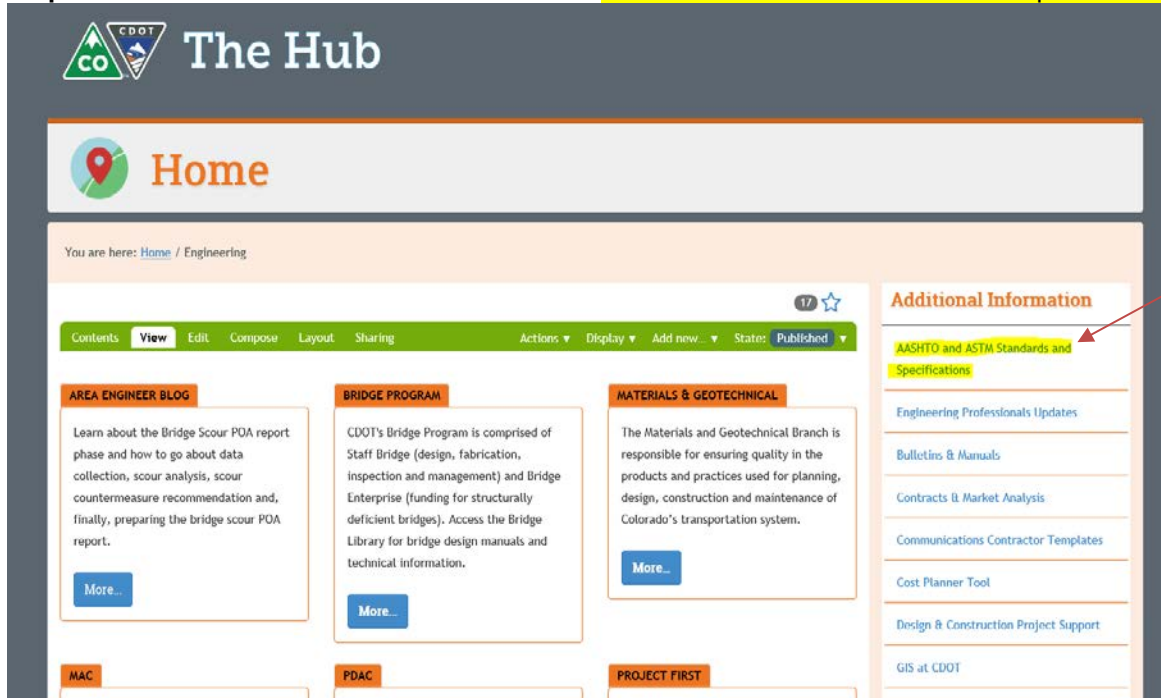


Step
1

Step 2. Click on **Engineering Button**.



Step 3. Go to Additional Information and Click on **AASHTO and ASTM Standard and Specifications**.



Step 4. Click on How to Subscribe and then Subscriber Login to creat a [User ID #] and then click on HIS Engineering Workbench to look up procedures.

The screenshot shows the IHS Main Menu interface. At the top, there are browser tabs for 'Engineering — CDOT Intranet' and 'IHS Main Menu'. Navigation links include 'Home', 'Subscriber Login', 'How To Subscribe', and 'Standards Store'. The IHS Markit logo is on the left. The 'Main Menu' section contains a welcome message for 'Edward' (User ID: 2405949) with links for 'Subscriber Logout' and 'Missing personal data?'. Account details for the 'Colorado Department of Transportation' are listed, including Account ID (5971061001), Session (44382200), and IP (63.225.17.34). Below this, a section titled 'Select a Service from your current subscription:' lists '> IHS Engineering Workbench' and '> Support and Training'. A blue box labeled 'Step 4' has an arrow pointing to the 'IHS Engineering Workbench' link. A text box below contains a disclaimer: 'The IHS Web site, the database services, and other information provided through this Web site are made available to users subject to the Subscriber's compliance without modification of the IHS Internet Terms and Conditions and notices contained herein. By accessing or using this site or the IHS database services, the Subscriber agrees to be bound by the IHS Internet Terms and Conditions and notices.' At the bottom right, there are links for 'Privacy', 'Legal', and 'Terms and Conditions'.

Step 5. Click on link to get more information and watch a video tour.

<https://cdn.ihs.com/www/pdf/IHS-Engineering-Workbench-Quick-Start-Guide-for-Early-Visibility.pdf>

{Page Intentionally Left Blank}