


IHS Engineering Workbench Instructions-21

As of April 23 2020, IHS has changed the log-in process for current users.

Step 1: log-in to CDOT Intranet and go to the AASHTO and ASTM Standards and Specifications page.

Step 2: enter your CDOT E-mail address

Step 3: enter your pass word if you have forgotten your password then click on "forgot Password" follow the next step below.



IHS Markit is committed to optimizing security for the protection of our customers, employees, partners, and products. We recently updated our access security; As a result, starting April 23rd, you will see a slight adjustment to the way you log-in.

Due to security best practices, you will need to reset your password the next time you login.

Here is a preview of the new login page:



Upon your first time logging in after the update occurring April 23rd, please feel free to select the following options to further ease your login experience:

1. Select "Save email" upon entering e-mail
2. Select "Keep me logged in" upon entering password (if applicable)

For more information, please visit or share our [Resource Page](#) for FAQs and a short tutorial. Please contact [IHS Markit Customer Care](#) if you need any assistance or for further questions.

Thank you for your cooperation and assistance.

IHS Markit

Copyright © 2020 IHS Markit. All rights reserved.

[PRIVACY POLICY](#) | [TERMS OF USE](#) | [DISCLAIMER](#) | [CONTACT US](#)

This email was sent to: edward.trujillo@state.co.us. Update your [email preferences](#) or [unsubscribe](#). Please do not reply.

Step 4: you will be sent a Verification Code highlight and copy and paste onto the verification code box that has been given and then build a new password and check box "Remember Me" and click on "keep me logged in".



Password Reset

We have received a request to reset the password for your IHS Markit account [\[edward.trujillo@state.co.us\]](mailto:edward.trujillo@state.co.us).

To reset your password, copy and paste the Verification Code below:

Verification Code: 3d39508b-8963-4582-aedd-42053c1e028a

If you have received this email in error, or have any other questions, contact Customer Care at: <https://ihsmarkit.com/about/contact-us.html>

Thank you,

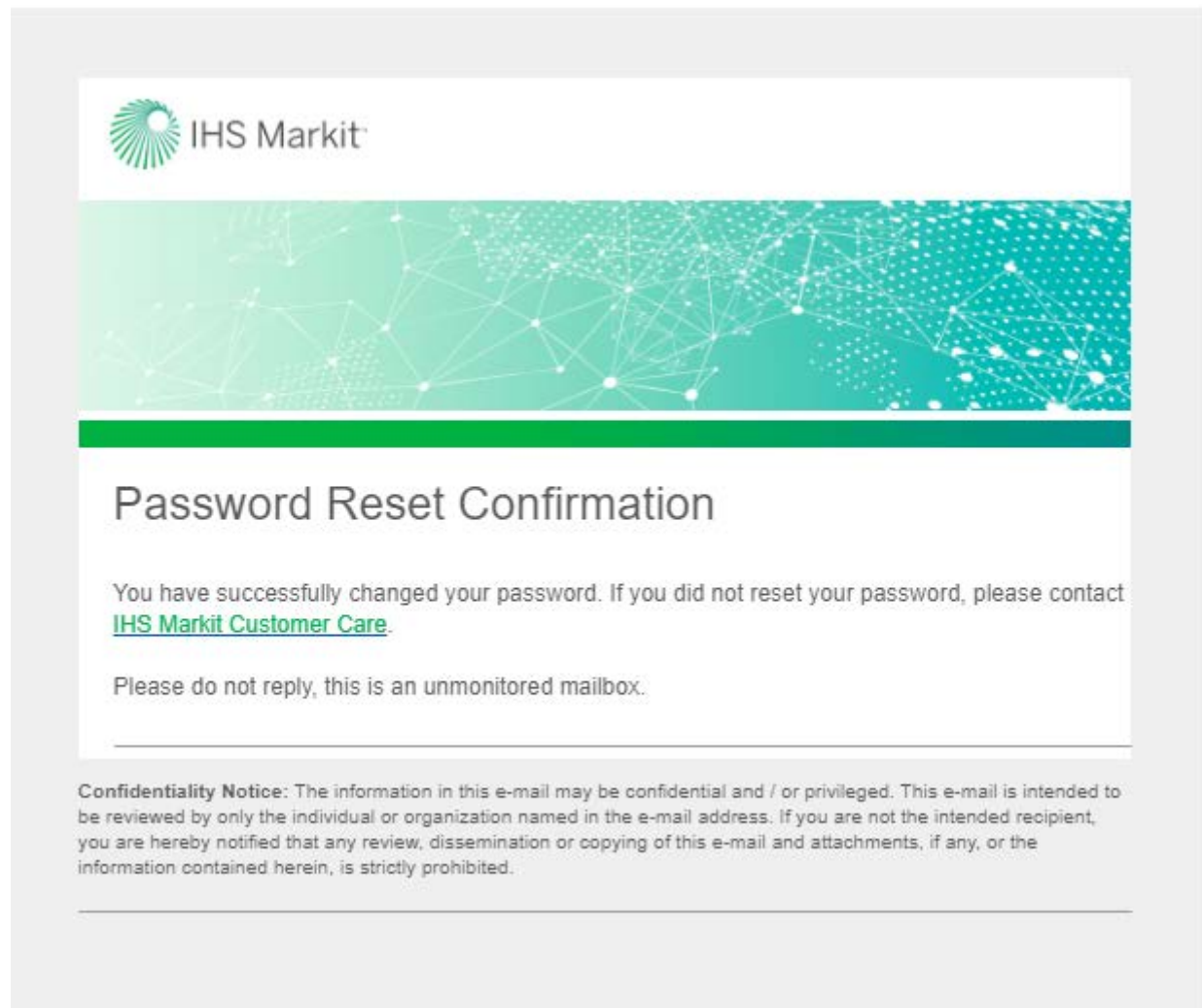
[IHS Markit Customer Care](#)

Confidentiality Notice: The information in this e-mail may be confidential and / or privileged. This e-mail is intended to be reviewed by only the individual or organization named in the e-mail address. If you are not the intended recipient, you are hereby notified that any review, dissemination or copying of this e-mail and attachments, if any, or the information contained herein, is strictly prohibited.

Step 5: you will receive a Password Reset Confirmation and remember your password for future reference.

If you have problems contact HIS Markit Customer Care using the following link:

<https://ihsmarkit.com/about/contact-us.html>



For First Time Registration:

<https://login.ihserc.com>



[Home](#) | [Subscriber Login](#) | [How To Subscribe](#) | [Standards Store](#)

Account Login

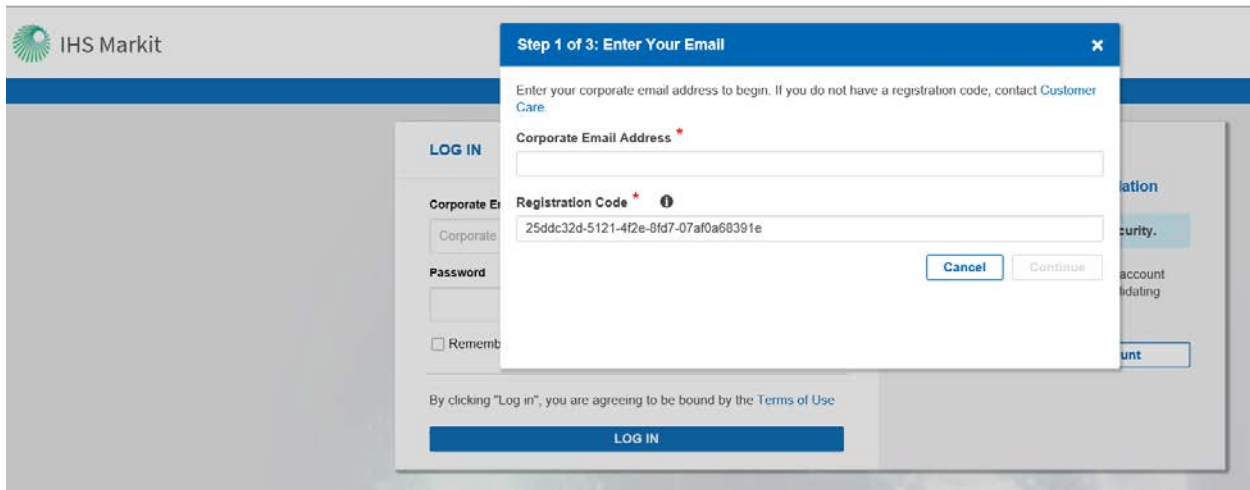
Use this login to access products from the Engineering Division including: IHS Standards Expert, HAYSTACK®, 4DOnline Parts Universe, CatalogXpress®, Fasteners eCatalog, AV-DATA®, and more.

Account Login name:

Account Password:

[Your IP](#) | [Privacy](#) | [Legal](#) | [Terms and Conditions](#)

Enter the Account Login name and click on Submit button. Kindly note that entering Account Login Name: - CODOT77 will link the you to Sub Account ID: - 5971061001; proper linkage.



The screenshot displays the IHS Markit login interface. A modal window titled "Step 1 of 3: Enter Your Email" is overlaid on the login form. The modal contains the following text and fields:

- Header: "Step 1 of 3: Enter Your Email" with a close button (X).
- Instruction: "Enter your corporate email address to begin. If you do not have a registration code, contact Customer Care."
- Field: "Corporate Email Address" with a red asterisk and an empty input field.
- Field: "Registration Code" with a red asterisk, an information icon, and a pre-filled value: "25ddc32d-5121-4f2e-8fd7-07af0a68391e".
- Buttons: "Cancel" and "Continue".

The background login form includes:

- IHS Markit logo.
- "LOG IN" button.
- Form fields for "Corporate Email" (with a dropdown menu), "Password", and a "Remember" checkbox.
- Text: "By clicking 'Log in', you are agreeing to be bound by the Terms of Use".
- "LOG IN" button at the bottom.

Clicking on Register or Validate Account would enable the Registration Code to be populated automatically.

Kindly refer to Page 2 onwards on the SAM FAQ PDF file attached for further information. As a gentle reminder, corporate e-mail address refers to your own e-mail address.

Upon successful validation, you may now access IHS Engineering Resource Center via the link provided below: -

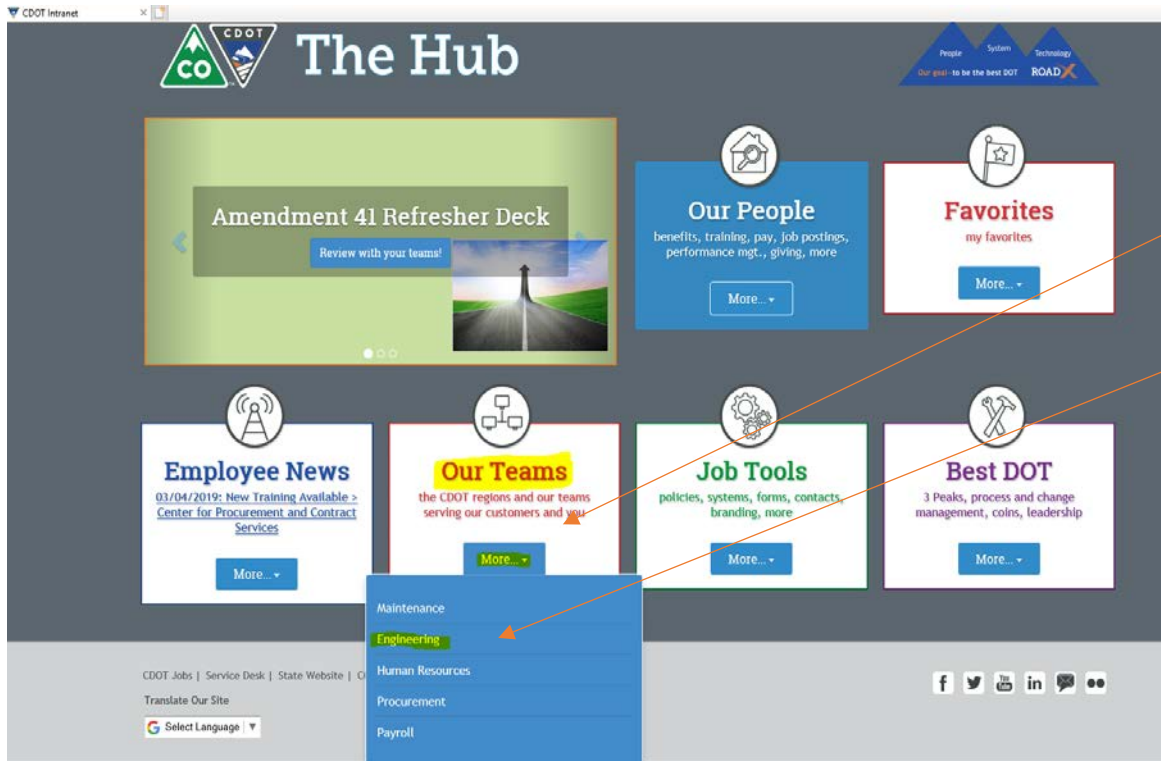
<https://login.ihsmarkit.com/>

Contact Ed Trujillo Edward.trujillo@state.co.us 303-398-6566 if you need further assistance.

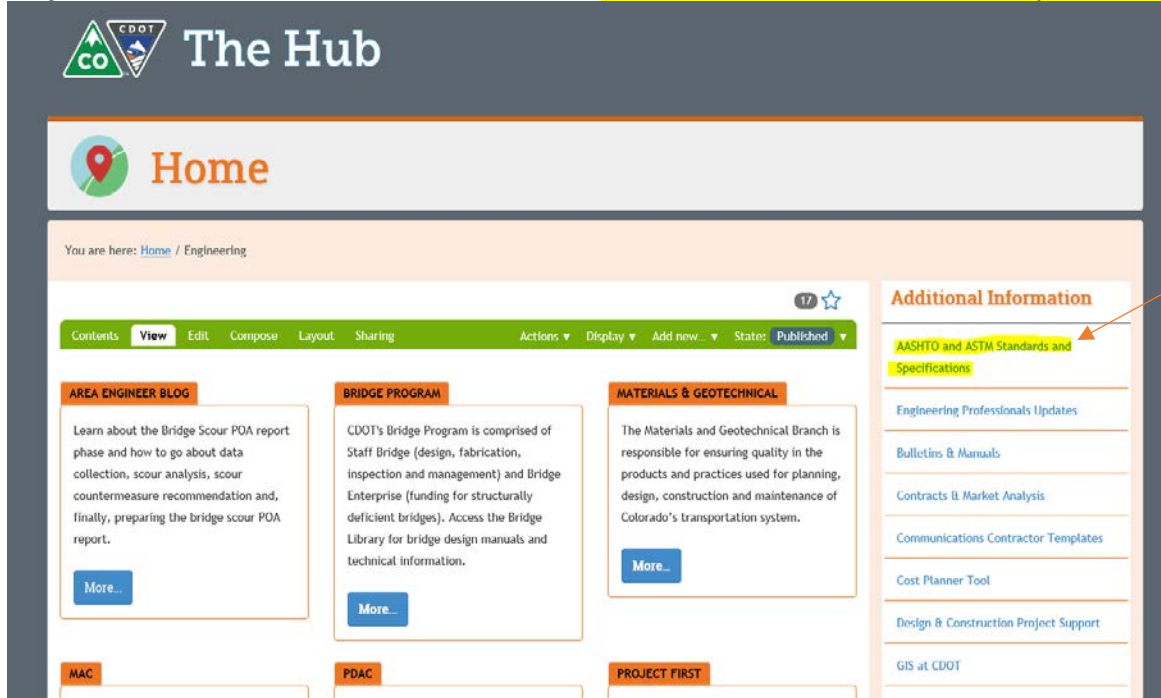
Instructions for registered users through the CDOT INTRANET:

Step 1. Go to the CDOT INTERNAL Web Page and click on the "Our Teams/More" button.

Step 2. Click on **Engineering Button**.



Step 3. Go to Additional Information and Click on **AASHTO and ASTM Standard and Specifications.**



Step 4. Click on How to Subscribe and then Subscriber Login to creat a [User ID #] and then click on HIS Engineering Workbench to look up procedures.

Engineering — CDOT Intranet | IHS Main Menu

[Home](#) | [Subscriber Login](#) | [How To Subscribe](#) | [Standards Store](#)

IHS Markit

Main Menu

Welcome, **Edward** [User ID: 2405949]
→ [Subscriber Logout](#)
→ [Missing personal data?](#)

Account: Colorado Department of Transportation
Account ID: 5971061001
Session: 44382200
Your IP: 63.225.17.34

Select a Service from your current subscription:

- > **IHS Engineering Workbench**
- > [Support and Training](#)

The IHS Web site, the database services, and other information provided through this Web site are made available to users subject to the Subscriber's compliance without modification of the IHS Internet Terms and Conditions and notices contained herein. By accessing or using this site or the IHS database services, the Subscriber agrees to be bound by the IHS Internet Terms and Conditions and notices.

[Privacy](#) | [Legal](#) | [Terms and Conditions](#)

Information on how to us the HIS program:

Click on link to get more information and watch a video tour.

<https://cdn.ihs.com/www/pdf/IHS-Engineering-Workbench-Quick-Start-Guide-for-Early-Visibility.pdf>