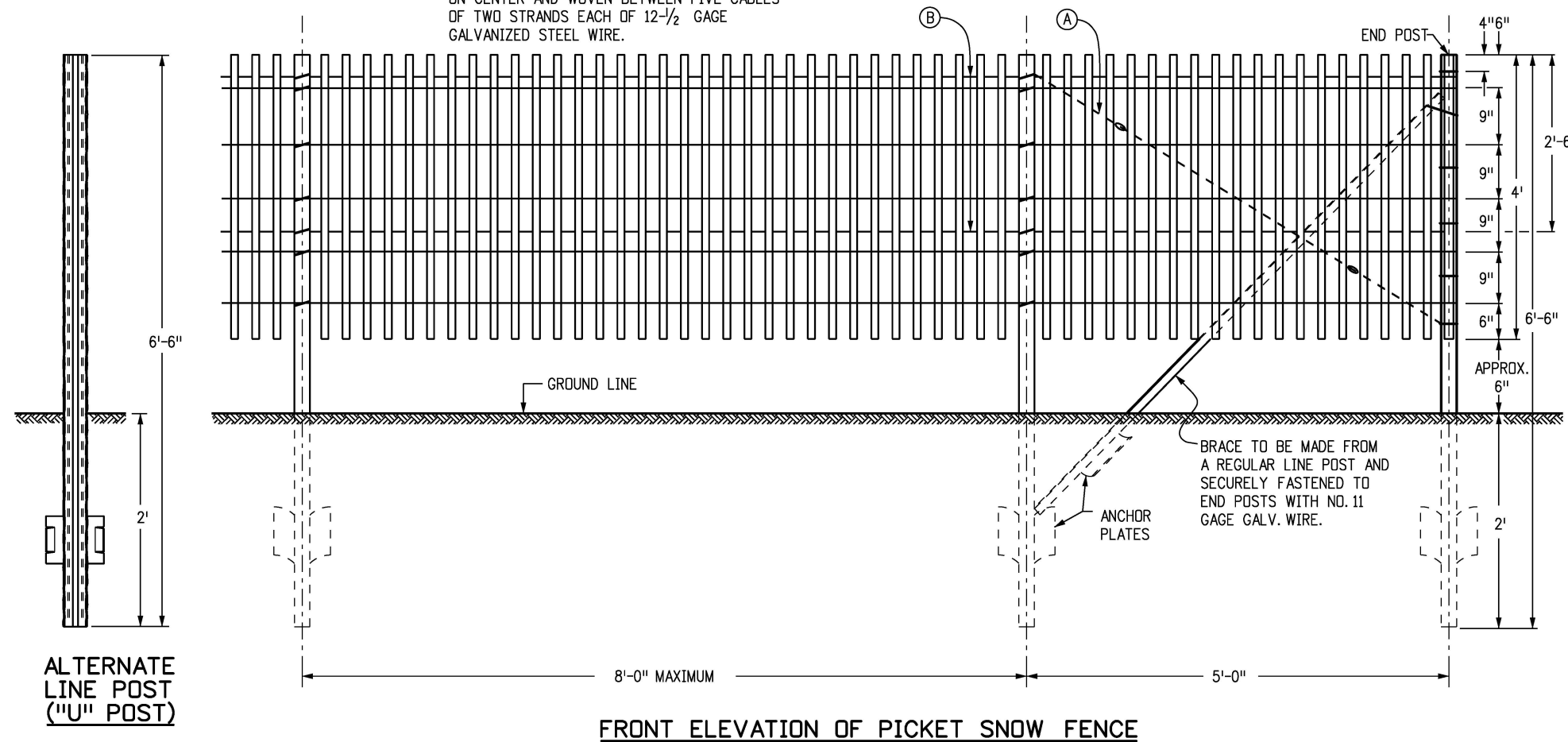


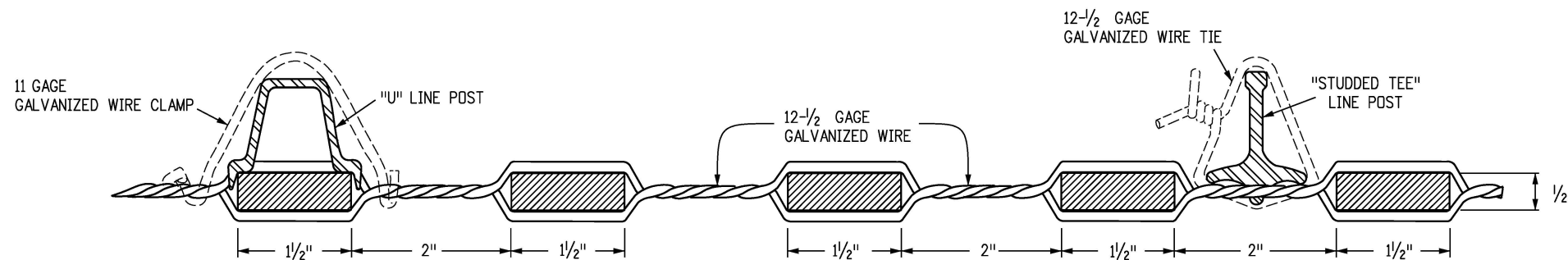
**GENERAL NOTES**

1. WIRE-BOUND PICKET FENCE, CONFORMING TO ASTM F 537, SHALL BE STRETCHED TIGHT AND SECURELY FASTENED TO ALL POSTS WITH 11 GAGE GALVANIZED STEEL WIRE CLAMPS OR 12-1/2 GAGE GALVANIZED STEEL WIRE TIES.
2. ALL FENCE POSTS COMPLETE WITH ANCHOR PLATE, SHALL BE HOT-DIPPED GALVANIZED CONFORMING TO AASHTO M 281. LINE POSTS (WITHOUT ANCHOR) SHALL WEIGH AT LEAST 1.33 LBS. PER LIN. FT. (RAW). SUITABLE ANCHOR PLATES SHALL BE SECURELY FASTENED TO EACH LINE POST AND SHALL WEIGH 0.67 LB. NOMINAL.
3. IN GENERAL, SNOW FENCE SHALL BE PLACED 100 TO 150 FT. FROM THE CENTERLINE OF ROADWAY. HOWEVER, THE SPECIFIC LOCATION ON EACH PROJECT WILL BE SHOWN ON THE PLANS, OR AS DETERMINED BY THE ENGINEER.
4. SNOW FENCE MAY BE PLACED IMMEDIATELY IN FRONT OF THE RIGHT OF WAY FENCE ON THE HIGHWAY SIDE WHEN SUCH LOCATION IS SUITABLE. THIS WILL AVOID TRAPPING OF WEEDS AND DEBRIS BETWEEN THE FENCES. IN SUCH INSTALLATIONS THE SNOW FENCE SHALL NOT BE TIED OR FASTENED TO THE RIGHT OF WAY FENCE.
5. FENCE SHALL BE SECURELY BRACED AT EACH END PANEL WITH A REGULAR LINE POST AND 1 DIAGONAL CABLE CONSISTING OF 2 STRANDS OF TWISTED WIRE. EACH STRAND TO CONSIST OF TWO 12-1/2 GAGE GALVANIZED WIRES (A).
6. LINE BRACE POSTS SHALL BE INSTALLED EVERY 400 FT. OR LESS WHERE THE FENCING IS CONTINUOUS AND SHALL NOT BE PAID FOR SEPARATELY BUT BE INCLUDED IN THE WORK.
7. TWO HORIZONTAL WIRES (B) SHALL BE STRUNG BEHIND THE PICKETS FOR THE FULL LENGTH OF THE FENCE. EACH HORIZONTAL WIRE SHALL CONSIST OF TWO 12 GAGE TWISTED GALVANIZED WIRES. EACH HORIZONTAL WIRE SHALL BE FASTENED SECURELY TO EACH FENCE POST BY MEANS OF 11 GAGE WIRE CLAMPS OR 12-1/2 GAGE WIRE TIES.

1/2" x 1 1/2" WOODEN PICKETS SPACED AT 3 1/2" ON CENTER AND WOVEN BETWEEN FIVE CABLES OF TWO STRANDS EACH OF 12-1/2 GAGE GALVANIZED STEEL WIRE.

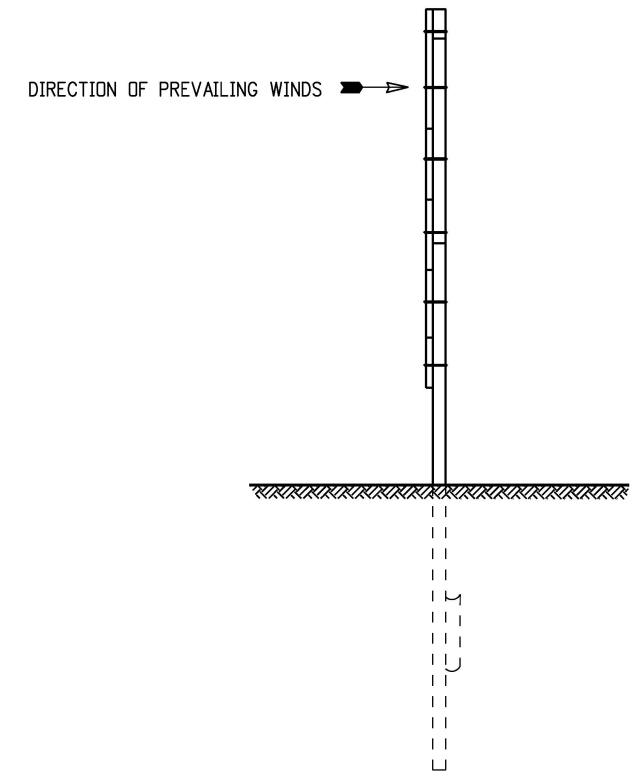


**FRONT ELEVATION OF PICKET SNOW FENCE**



**TYPICAL SECTIONS THROUGH SNOW FENCE POST AND PICKETS**

NOTE: OTHER SECTIONS OF STEEL POSTS HAVING EQUAL WEIGHT AND EQUIVALENT STRENGTH MAY BE USED IN LIEU OF EITHER OF THESE SECTIONS SHOWN.



**END ELEVATION**

<b>Computer File Information</b>		<b>Sheet Revisions</b>		<b>Colorado Department of Transportation</b> 2829 West Howard Place CDDT HQ, 3rd Floor Denver, CO 80204 Phone: 303-757-9021 FAX: 303-757-9868 <b>Project Development Branch</b>	<h1>PICKET SNOW FENCE</h1>	<b>STANDARD PLAN NO.</b>	
Creation Date: 07/31/19		Date:	Comments:			M-607-10	
Designer Initials: JBK	(R-X)					Standard Sheet No. 1 of 1	
Last Modification Date: 07/31/19	(R-X)					Project Sheet Number:	
Detailer Initials: LTA	(R-X)						
CAD Ver.: MicroStation V8 Scale: Not to Scale Units: English				<b>Project Development Branch</b>	Issued by the Project Development Branch: July 31, 2019		