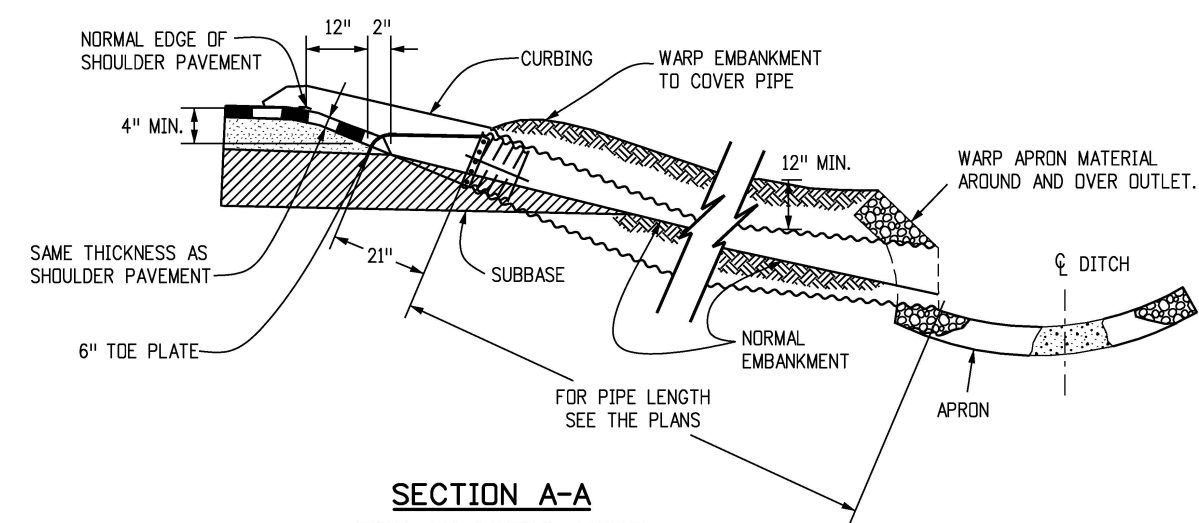


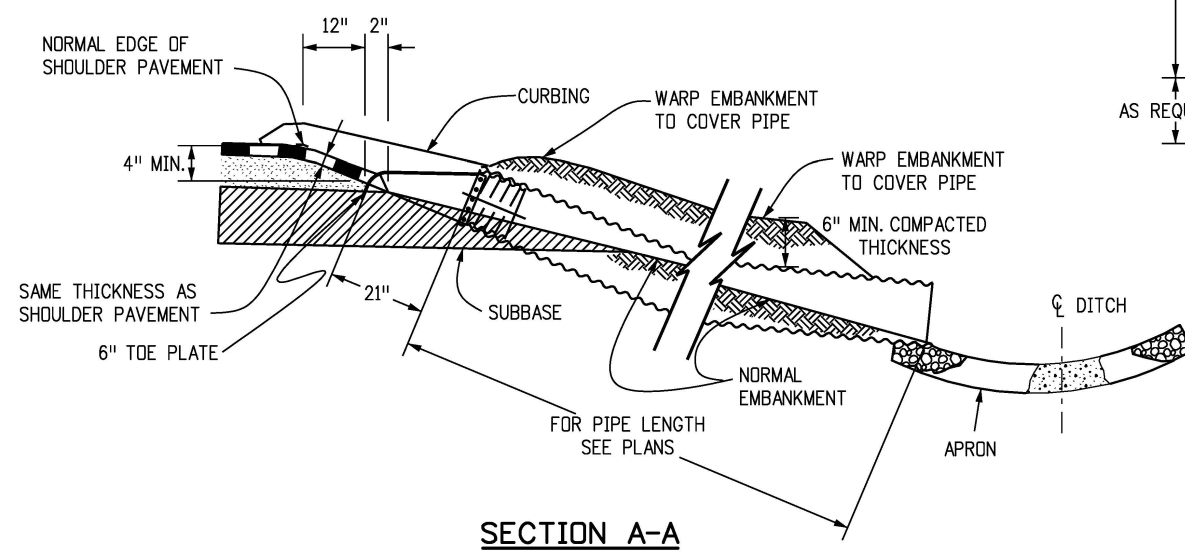
### TYPE 3 PLAN VIEW

SHOWING DRAINAGE FLOW FROM LEFT TO RIGHT. REVERSE DETAIL WHEN DRAINAGE FLOW IS RIGHT TO LEFT.

TYPE OF APRON MATERIAL	THICKNESS
	IN.
SLOPE AND DITCH PAVING (507)	
DRY RUBBLE	6
CONCRETE	4
HMA	4
GROUTED RUBBLE	4
RIPRAP (506)	9 (MIN.)



**SECTION A-A  
FOR PLASTIC PIPE**

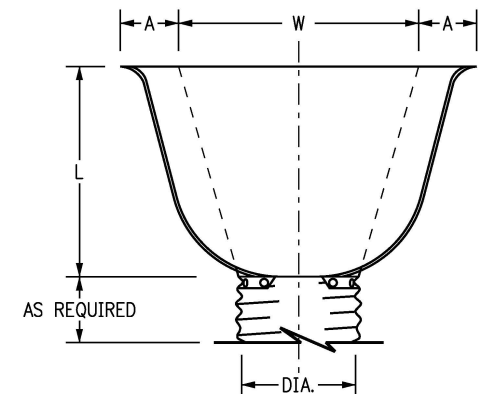


**SECTION A-A  
FOR METAL PIPE**

- ### GENERAL NOTES
1. IF THE EMBANKMENT PROTECTOR IS LOCATED IN THE BOTTOM OF A VERTICAL CURVE, FLARE THE CURB ON EACH SIDE OF THE INLET TO ALLOW FOR FLOW FROM BOTH DIRECTIONS.
  2. DETAILS OF GUARD RAIL INSTALLATION ARE SHOWN IN STANDARD PLAN M-606-1.
  3. THE END SECTION-TO-PIPE STUB JOINT FOR CORRUGATED METAL PIPE SHALL BE IN ACCORDANCE WITH THE TYPE 3 TYPICAL CONNECTION DETAILED IN STANDARD PLAN M-603-10. THE TYPE 1 OR TYPE 2 TYPICAL CONNECTIONS ARE NOT ACCEPTABLE. (AS AN OPTION, THE END SECTION MAY BE CONNECTED DIRECTLY TO A SECTION OF PIPE). JOINTS BETWEEN THE STUB AND PIPE, OR SECTIONS OF PIPE, SHALL BE IN ACCORDANCE WITH SECTION 603. CONNECTIONS FOR PLASTIC PIPE SHALL PROVIDE A FIRM DIRECT CONNECTION SIMILAR TO THE TYPE 3. PLASTIC END SECTIONS ARE NOT ALLOWED. ALL PLASTIC PIPE JOINTS SHALL BE AS RECOMMENDED BY THE PIPE MANUFACTURER AND APPROVED BY THE ENGINEER.
  4. PLASTIC PIPE SHALL CONFORM TO AASHTO M 294 TYPE C.
  5. DETAILS OF BITUMINOUS CURBING ARE SHOWN IN STANDARD PLAN M-609-1.
  6. STRUCTURE BACKFILL MATERIAL SHALL NOT BE USED WITH THE EMBANKMENT PROTECTOR (TYPE 3). EMBANKMENT MATERIAL SHALL BE USED WITH CONSTRUCTION REQUIREMENTS IN ACCORDANCE WITH SECTION 203. PAYMENT FOR THIS EMBANKMENT MATERIAL SHALL BE INCLUDED IN THE PAY ITEM FOR EMBANKMENT PROTECTOR (TYPE 3).

PAYMENT FOR THE QUANTITIES SHOWN ON THE PLANS FOR THIS WORK SHALL BE AS FOLLOWS:

- 506 OR 507 - PAY ITEMS AS SPECIFIED ON THE PLANS.  
 609 - CURB, TYPE 4 OR TYPE 6 (SECTION M) .....LINEAR FT.  
 615 - EMBANKMENT PROTECTOR (TYPE 3) ..... EACH  
 NOTE: THIS PAYMENT INCLUDES THE END SECTION, THE TRASH GUARD (WHEN SPECIFIED ON THE PLANS), PIPE CONNECTION, STRUCTURE EXCAVATION, EMBANKMENT MATERIAL AND ANY EXTRA WORK REQUIRED TO MODIFY OTHER PAY ITEMS.  
 603 - 12 IN. TO 18 IN. PIPE .....LINEAR FT.



**END SECTION OF STUB**  
(SEE STANDARD M-603-10, SHEET 2 OF 2 FOR DIMENSIONS)

Computer File Information		Sheet Revisions		Colorado Department of Transportation  2829 West Howard Place CDDT HQ, 3rd Floor Denver, CO 80204 Phone: 303-757-9021 FAX: 303-757-9868 Project Development Branch	<b>EMBANKMENT PROTECTOR TYPE 3</b>  Issued by the Project Development Branch: July 31, 2019	STANDARD PLAN NO.
Creation Date: 07/31/19		Date:	Comments			M-615-1
Designer Initials: JBK	(R-X)					Standard Sheet No. 1 of 1
Last Modification Date: 07/31/19	(R-X)					
Detailer Initials: LTA	(R-X)					
CAD Ver.: MicroStation V8 Scale: Not to Scale Units: English	(R-X)			JBK		Project Sheet Number: