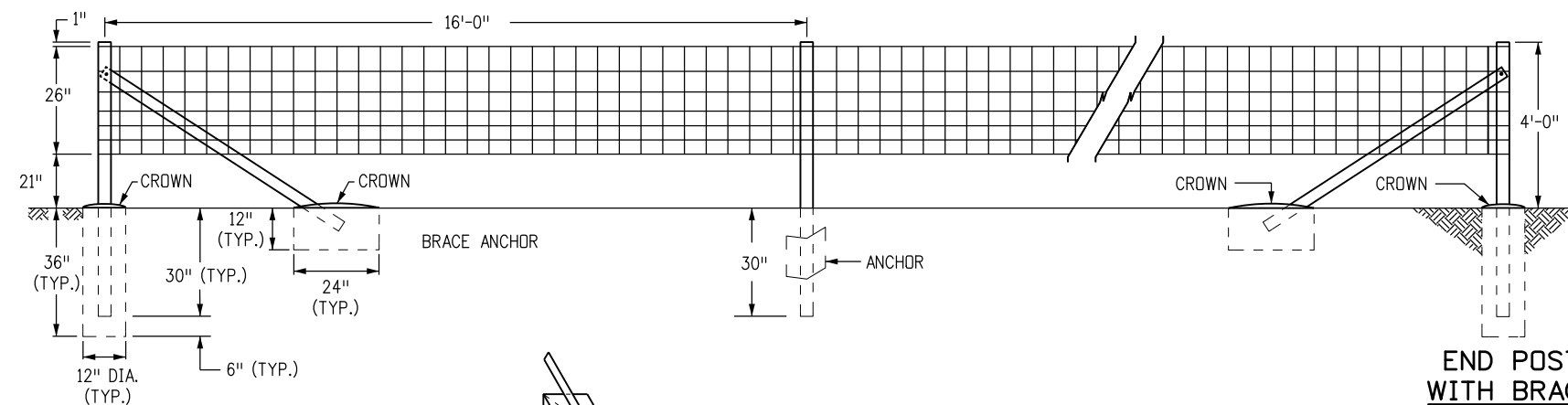
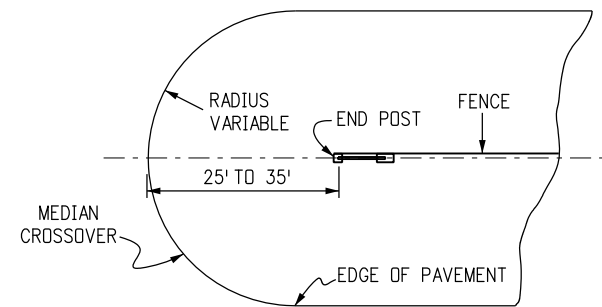
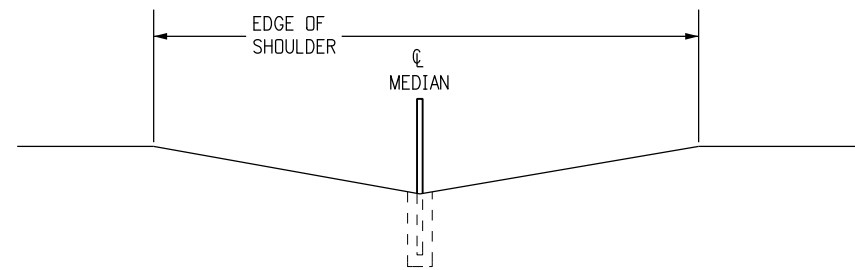
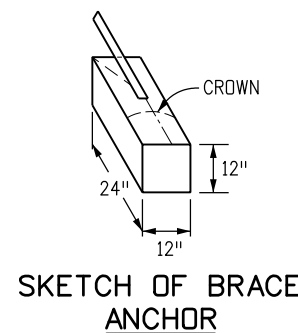


GENERAL NOTES

1. ALL POSTS AND BRACES SHALL BE OF THE TYPES AND WEIGHTS SHOWN ON THIS SHEET OR ACCEPTABLE EQUIVALENTS, ALL IN CONFORMANCE WITH AASHTO M 281. HOLES TO BE PROVIDED IN END POSTS AS DETAILED. ADDITIONAL END POSTS SHALL BE SUPPLIED FOR PULL BRACE POSTS WHEN REQUIRED BY THE ENGINEER.
2. LINE BRACE POSTS SHALL BE INSTALLED EVERY 800 FT. OR LESS WHERE THE FENCING IS CONTINUOUS. THE COST SHALL BE INCLUDED IN THE WORK. SEE STANDARD PLAN M-607-1.
3. WOVEN WIRE FENCE FABRIC, USED AS SHOWN, SHALL BE GALVANIZED (ZINC-COATED) CLASS 1 AND CONFORM TO AASHTO M 279 (ASTM A 116).
4. CONCRETE FOOTINGS SHALL HAVE TOPS CROWNED AT GROUND LEVEL AND SHALL BE CLASS B. CONCRETE WITH LIGHT WEIGHT AGGREGATE, CONFORMING TO AASHTO M 195 (ASTM C 330) WILL BE PERMITTED. THE COST OF THE CONCRETE SHALL BE INCLUDED IN THE WORK.
5. ON CURVES, FENCE WIRE SHALL BE PLACED ON SIDE OF POST WHICH WILL RESULT IN THE LEAST AMOUNT OF TENSION ON FENCE TIES.
6. AT EACH LOCATION WHERE AN ELECTRIC TRANSMISSION, DISTRIBUTION OR SECONDARY LINE CROSSES A BARRIER FENCE, THE CONTRACTOR SHALL FURNISH AND INSTALL A GROUND CONFORMING TO ARTICLE 250 OF THE NATIONAL ELECTRICAL CODE. THE GROUND ROD SHALL BE A MINIMUM DIAMETER OF 1/2 IN. AND 8 FT. IN LENGTH, AND DRIVEN AT LEAST 7 1/2 FT. INTO THE GROUND. THE ROD SHALL BE CONNECTED TO EACH WIRE WITH A MINIMUM AWG NO. 8 STRANDED COPPER WIRE. GROUNDING WILL NOT BE PAID FOR SEPARATELY BUT SHALL BE INCLUDED IN THE WORK.



END POST WITH BRACE



SKETCH OF BRACE ANCHOR

END POST WITH BRACE

SPECIFICATIONS

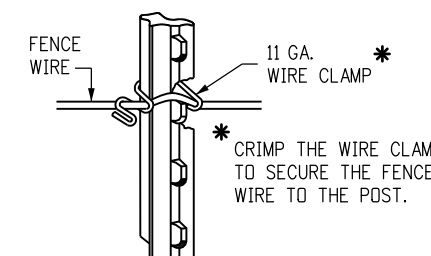
END POSTS:
 TYPE: 2 1/2" x 2 1/2" x 1/4" STRUCTURAL STEEL ANGLES
 WEIGHT: 4.10 LBS. PER LIN. FT. NOMINAL (RAW)
 LENGTH: 6'-6" MINIMUM
 NO. OF BRACES: ONE

LINE POSTS:
 TYPE: "STUDED TEE" OR "U" POST
 WEIGHT: 1.33 LBS. PER. LIN. FT. NOMINAL WITHOUT ANCHOR. (RAW)
 LENGTH: 6'-6" MINIMUM
 ANCHOR: SECURELY FASTENED, WITH BEARING SURFACE SUFFICIENT TO RESIST MOVEMENT OF POST. WGT. 0.67 LBS. MINIMUM

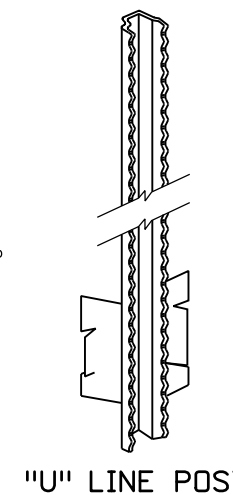
BRACES:
 TYPE: 2" x 2" x 1/4" STRUCTURAL STEEL ANGLES
 WEIGHT: 3.19 LBS. PER LIN. FT. NOMINAL (RAW)
 LENGTH: 6'-6" MINIMUM

WOVEN WIRE FENCE FABRIC:
 STYLE OR DESIGN NUMBER: 726 - 6 - 12 1/2

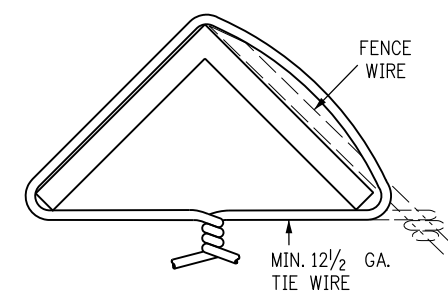
TIES:
 END POSTS: EACH HORIZONTAL WIRE OF WOVEN WIRE FABRIC TO BE WRAPPED AROUND POST AND FASTENED IN ADDITION TO TWO TIE WIRES.
 LINE POSTS: MINIMUM THREE TIES PER POST FOR WOVEN WIRE FABRIC



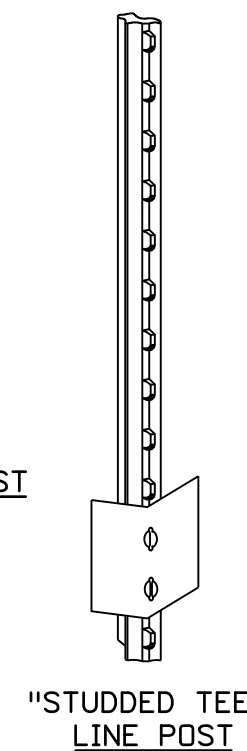
TIES FOR "STUDED TEE" OR "U" POSTS



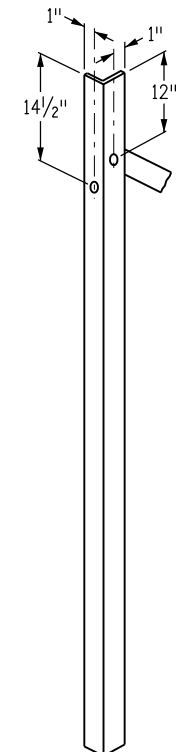
"U" LINE POST



END POST TIE

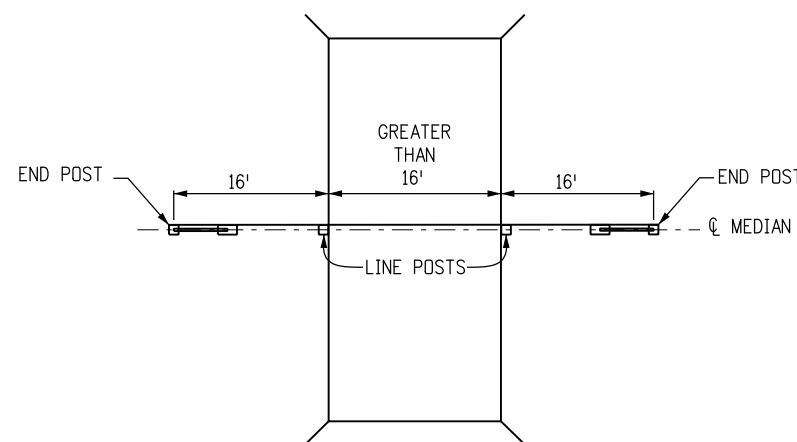


"STUDED TEE" LINE POST



END POST WITH BRACING

NOTE: HOLES IN END POSTS AND BRACES SHALL ACCOMMODATE 1/2" DIA. GALVANIZED MACHINE BOLTS.



LOCATION OF BARRIER FENCE AT BOX CULVERTS WITH NO FILL

Computer File Information		Sheet Revisions		Colorado Department of Transportation  4201 East Arkansas Avenue Denver, Colorado 80222 Phone: (303) 757-9083 Fax: (303) 757-9820 Project Development Branch DD/LTA	<h1>BARRIER FENCE</h1> <p>Issued By: Project Development Branch July 4, 2012</p>	STANDARD PLAN NO.	
Creation Date: 07/04/12	Initials: DD	Date:	Comments:			M-607-3	
Last Modification Date: 07/04/12	Initials: LTA					Sheet No. 1 of 1	
Full Path: www.coloradodot.info/business/designsupport	(R-X)						
Drawing File Name: 607030101.dgn	(R-X)						
CAD Ver.: MicroStation V8	Scale: Not to Scale	Units: English	(R-X)				