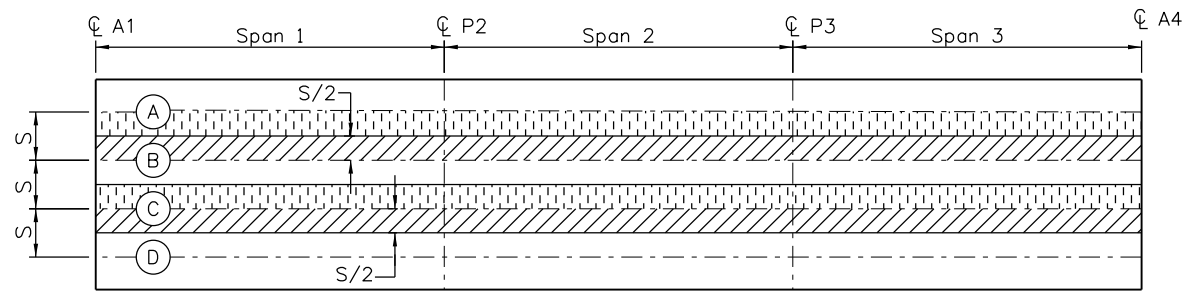


NOTES

1. These details reflect the scope and the nature of the work. They are not intended to represent the actual structure.
2. The applicable classes of removal shall be as designated by the Summary of Quantities in the plans.
3. Plan quantities are estimates. Actual concrete removal and replacement shall be as needed to reach sound concrete or as directed by the Engineer.
4. Removal operations shall be coordinated with the Engineer and performed in a manner as required to ensure the structural integrity of the bridge.
5. Care shall be taken in removing concrete from ground structural steelelements and reinforcing steel to prevent damage to the steel.
6. "S" is defined as the Center-to-Center girder spacing. The Contractor shall be responsible for verifying the girder spacing.

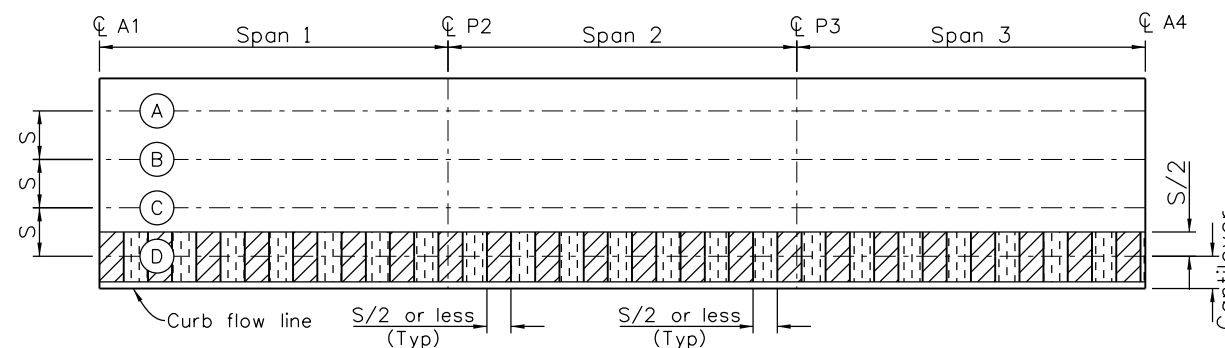


PLAN (For interior girders only)

Deck repair area at one side of the girder.

Deck repair at the other side of the girder.

Working on both sides of the same girder concurrently is not permitted.



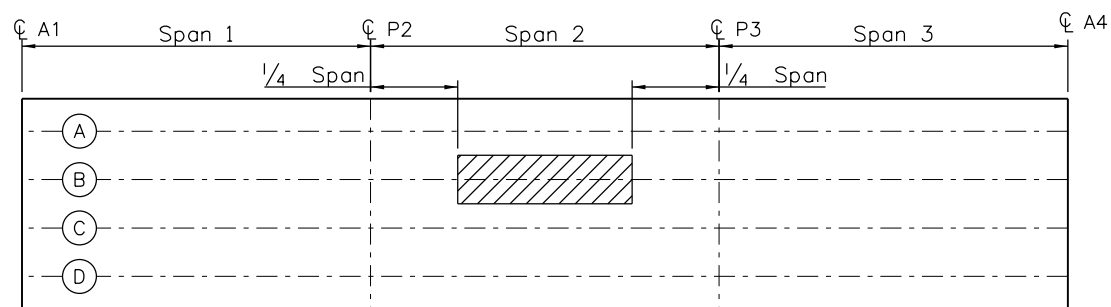
PLAN (For exterior girders only)

Portions of deck sections removed simultaneously.

Portions of deck sections removed simultaneously.

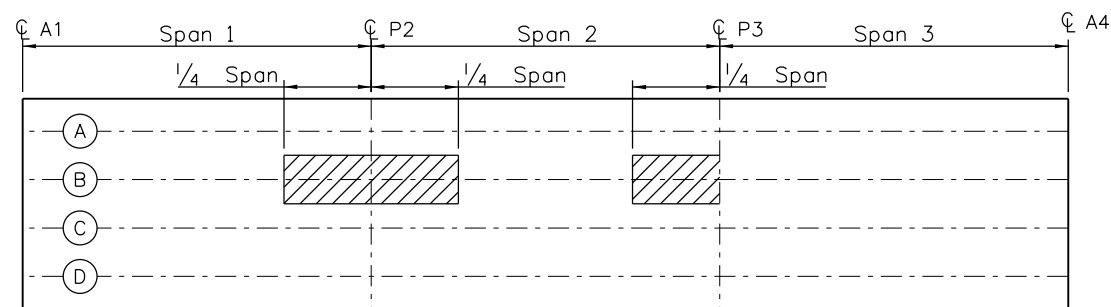
Working on both portions concurrently is not permitted.

DECK CONCRETE REPAIR WHEN FALSEWORK IS NOT REQUIRED



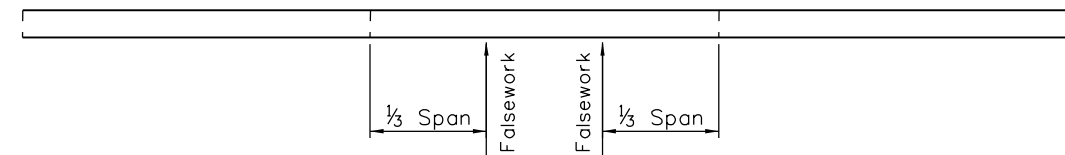
PLAN

Class 3 removal on both sides of a girder simultaneously within the middle half of a span.

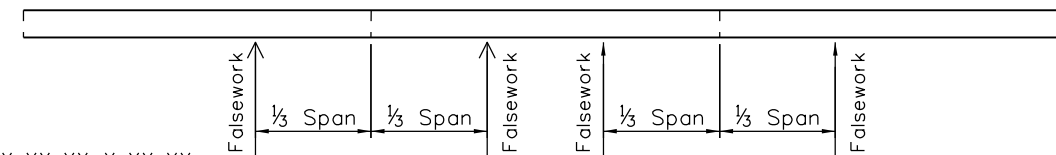


PLAN

Class 2 or 3 removal on both sides of a girder simultaneously within the quarter of a span on either side of the pier.



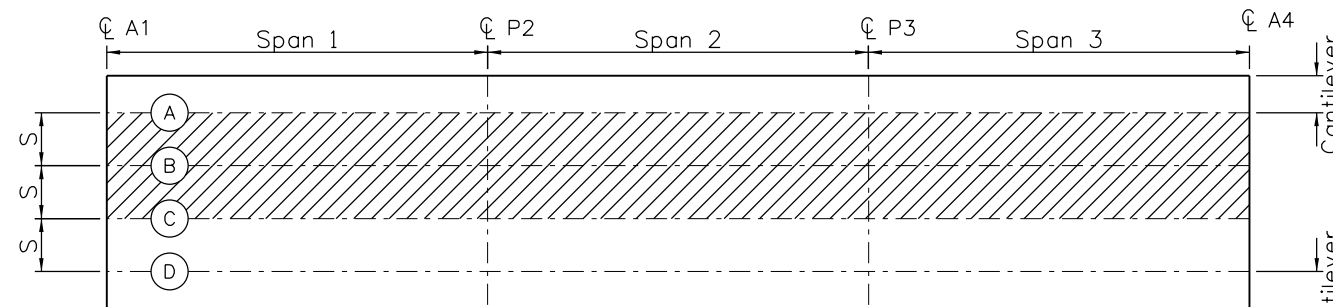
ELEVATION



ELEVATION

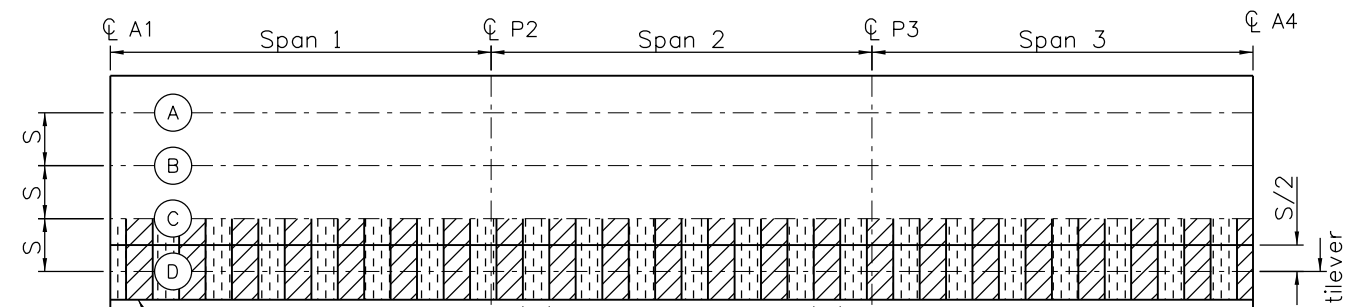
Structures: X-XX-XX, X-XX-XX

DECK CONCRETE REPAIR WHEN FALSEWORK IS REQUIRED



PLAN
(For interior girders only)

Removal on both sides of the girder simultaneously.



PLAN

(For exterior girders only)

Portions of a cantilever section removed simultaneously.

Portions of deck sections removed simultaneously.

Working on both portions concurrently is not permitted.

DECK CONCRETE REPAIR WHEN FALSEWORK IS NOT REQUIRED (PRECAST/STEEL GIRDERS)

Structures: X-XX-XX, X-XX-XX

Revision Dates
07/23 09/24

INITIALS	DESIGN	DATE	DETAIL	DATE	QUANTITY	DATE
By						
Checked By						

All seals for this set of drawings are applied to the cover page(s)

Print Date: \$DATE\$
File Name: Sheet_B-202-3.dgn
Horiz. Scale: As Noted Vert. Scale: As Noted
Unit Information Unit Leader Initials

Sheet Revisions		
Date:	Comments	Init.

Colorado Department of Transportation

2829 West Howard Place, 3rd Floor
Denver, CO 80204
Phone: 303-512-5989
FAX: 303-757-9197

Staff Bridge Branch

As Constructed
No Revisions:
Revised:
Void:

DECK REPAIR PHASING			
Designer:	XXXXXXXX	Structure Numbers	X-XX-XX
Detailer:	XXXXXXXX	Structure Numbers	X-XX-XX
Sheet Subset:	BRIDGE	Subset Sheets:	BXX of XXX

Project No./Code
Project Number
Code
Sheet Number