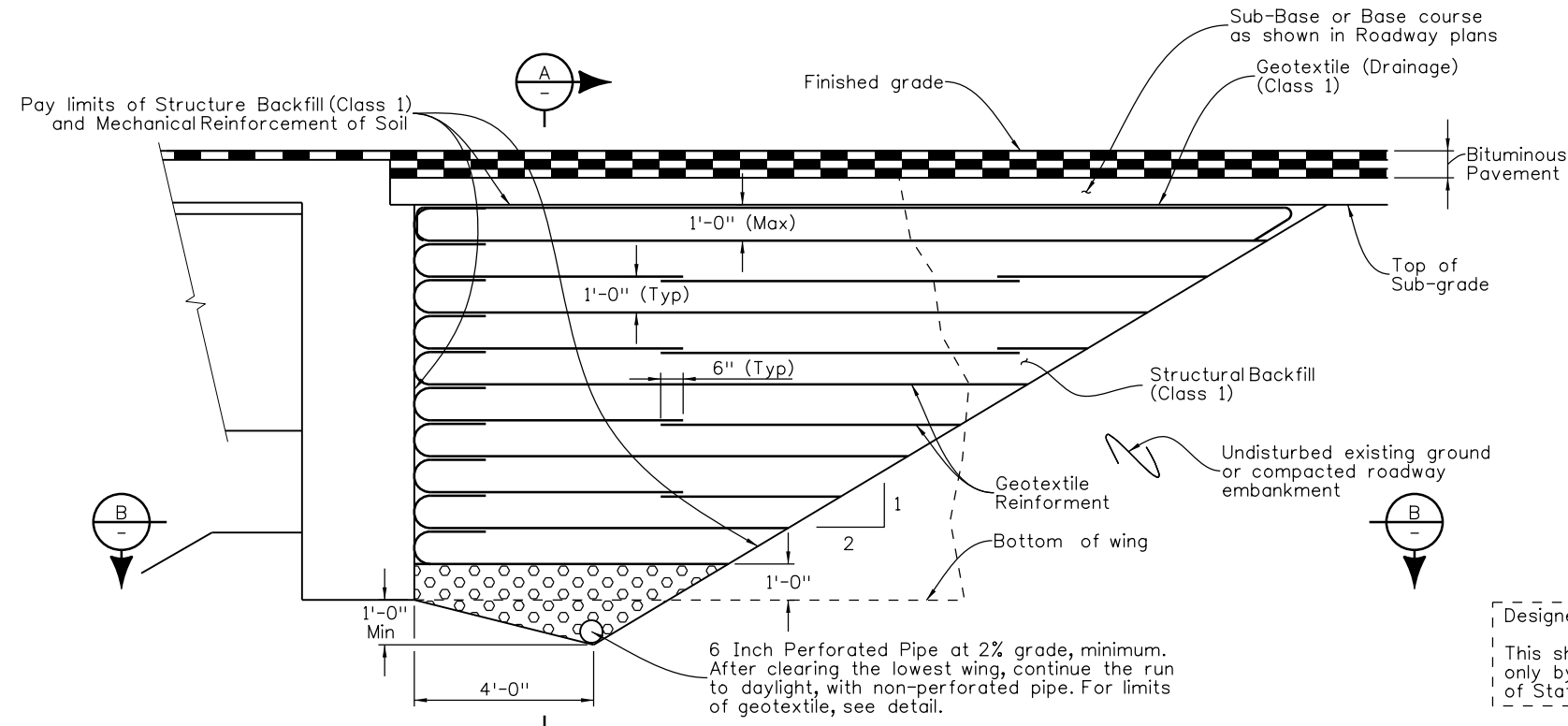


Revision Dates (Preliminary Stage Only)	3/23
	10/13
	7/10
	3/07
	9/02
	4/02
	5/01
	5/00

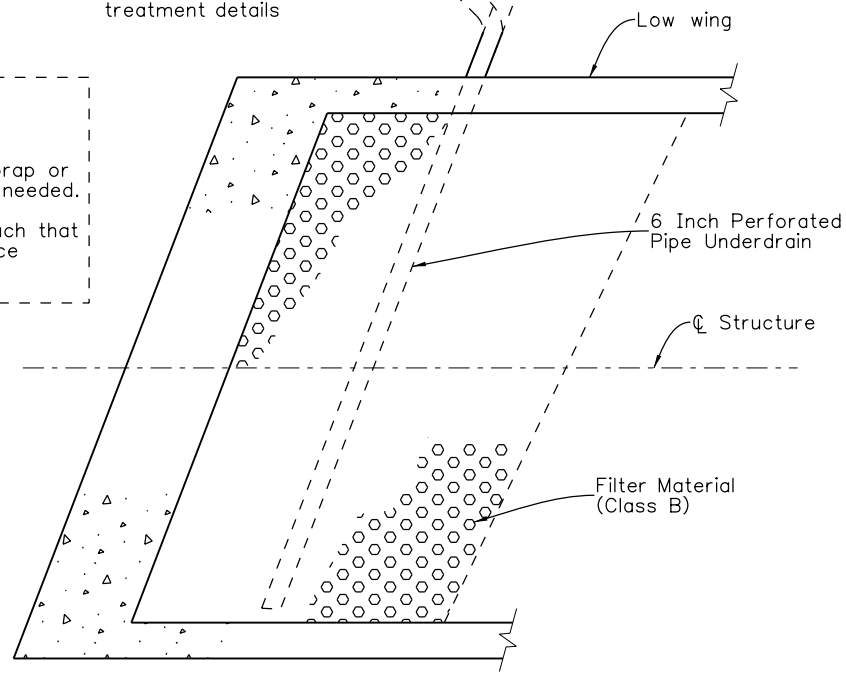
INITIALS	DESIGN	DATE	DETAIL	DATE	QUANTITY	DATE
By						
Checked By						



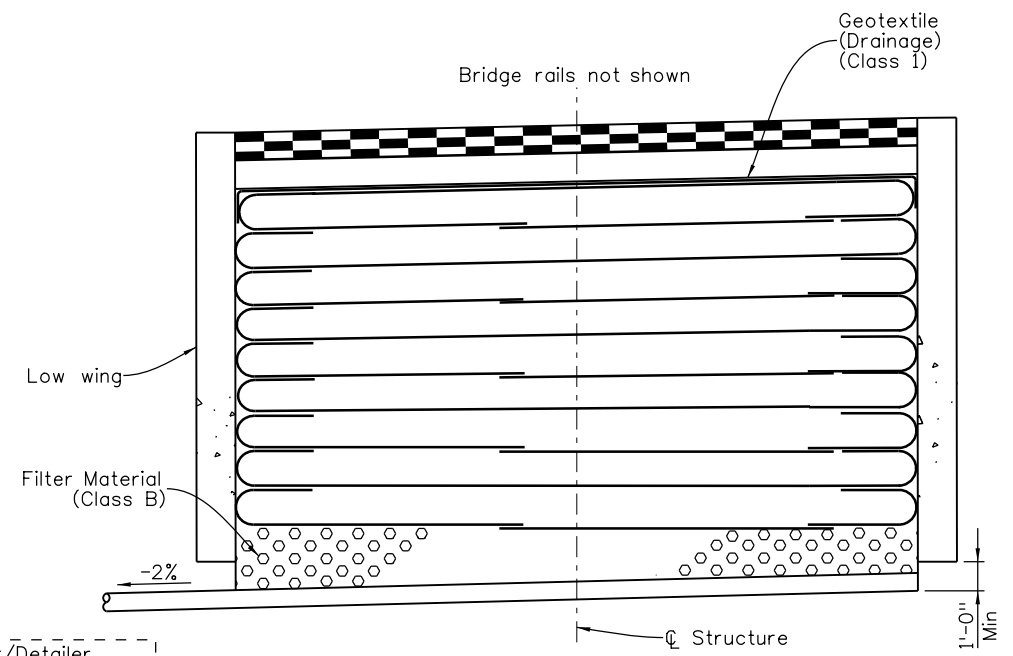
**SECTION PERPENDICULAR TO ABUTMENT**

6"Ø Non-perforated pipe (Subsurface drain outlet)  
Max bend in pipe = 45°  
See M-605-1 for end treatment details

Designer/Detailer:  
Discharge into erosion protection (such as riprap or energy dissipators) as needed. Extend and support non-perforated pipe such that a minimum 6" clearance remains below flowline.

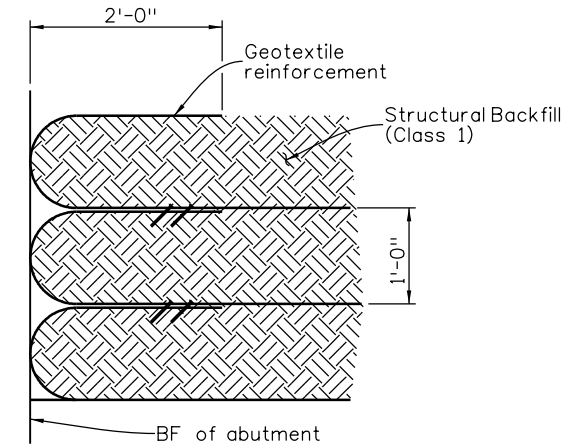


**SECTION B-B**

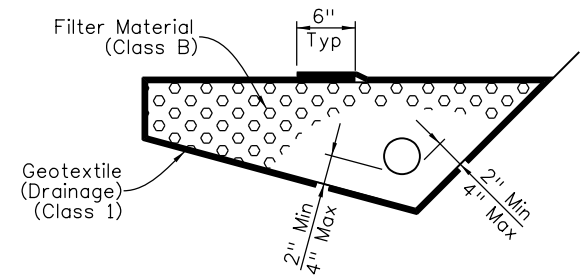


**SECTION A-A**

Designer/Detailer: Update to show phasing as required.



**WRAP DETAIL**



**6 INCH PERFORATED PIPE UNDERDRAIN**

6 Inch Perforated Pipe Underdrain includes all Filter Material (Class B) and Geotextile (Drainage) (Class 1) surrounding the Filter Material (Class B).

**NOTES:**

1. Geotextile Reinforcement shall be woven fabric with a Minimum Average Roll Value of 2400 lb/ft based on ASTM D4595.
2. Geotextile Reinforcement shall be placed by alternating Machine Direction (MD) with Cross Machine Direction (XD) from layer to layer.
3. The Geotextile Reinforcement wrap at Back Face of Abutment shall be pulled back slack free with its end anchored to soil underneath with staples or pins.
4. Minimum splice of all Geofabric shall consist of 6" of overlap.
5. Payment for all work items shown will be made under item 206 Mechanically Stabilized Backfill (CY) and item 206 Structure Backfill (Class 1) (CY) and shall include the cost for 6 Inch Perforated Pipe Underdrain and Subsurface Drain Outlet (6"Ø Non-Perforated Pipe).
6. Installation of Pipe Underdrain and Subsurface Drain Outlet will Conform to the Construction requirements of Section 605.03 and 605.06, respectively.

All seals for this set of drawings are applied to the cover page(s)	Print Date: \$DATE\$	<b>Sheet Revisions</b>			Colorado Department of Transportation 2829 West Howard Place, 3rd Floor Denver, CO 80204 Phone: 303-512-4079 FAX: 303-757-9197	As Constructed	<b>MECHANICALLY STABILIZED BACKFILL (W/O APPROACH SLAB)</b>				Project No./Code
	File Name: Sheet_B-206-M2.dgn	Date:	Comments	Init.			No Revisions:	Project Number		Code	
	Horiz. Scale: Not to Scale Vert. Scale: As Noted					Revised:	Designer: XXXXXXXX	Structure Numbers	X-XX-XX		
	Unit Information Unit Leader Initials					Void:	Detailer: XXXXXXXX	Sheet Subset: BRIDGE	Subset Sheets: BXX of XXX		



Staff Bridge Branch

Initials