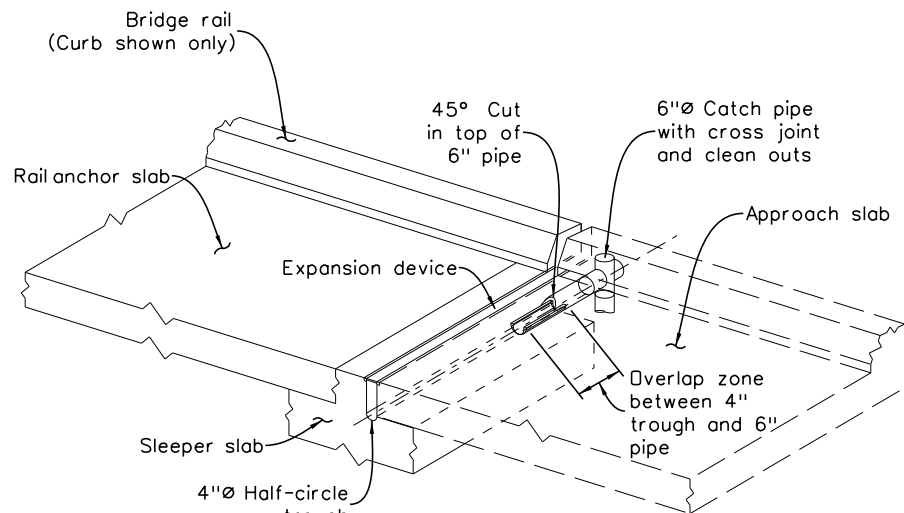
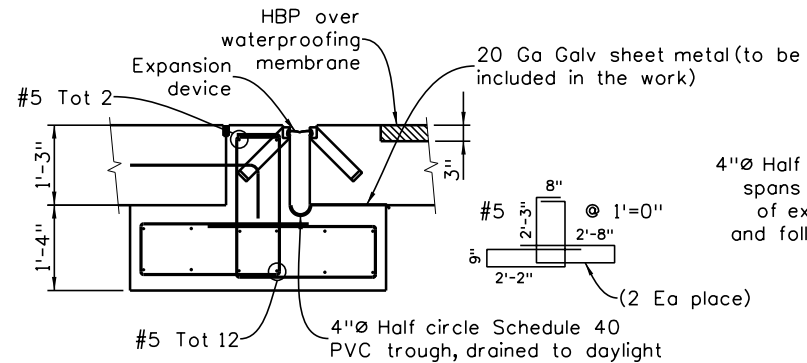


| Revision Dates | |
|----------------|-------|
| 09-16 | 10-24 |



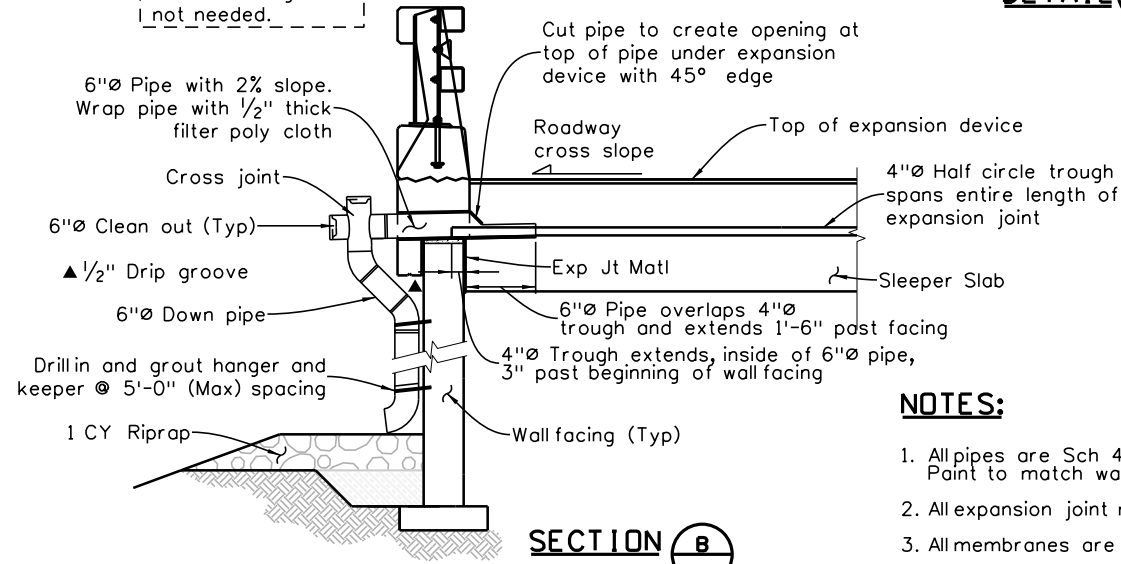
ISOMETRIC VIEW AT EXPANSION JOINT



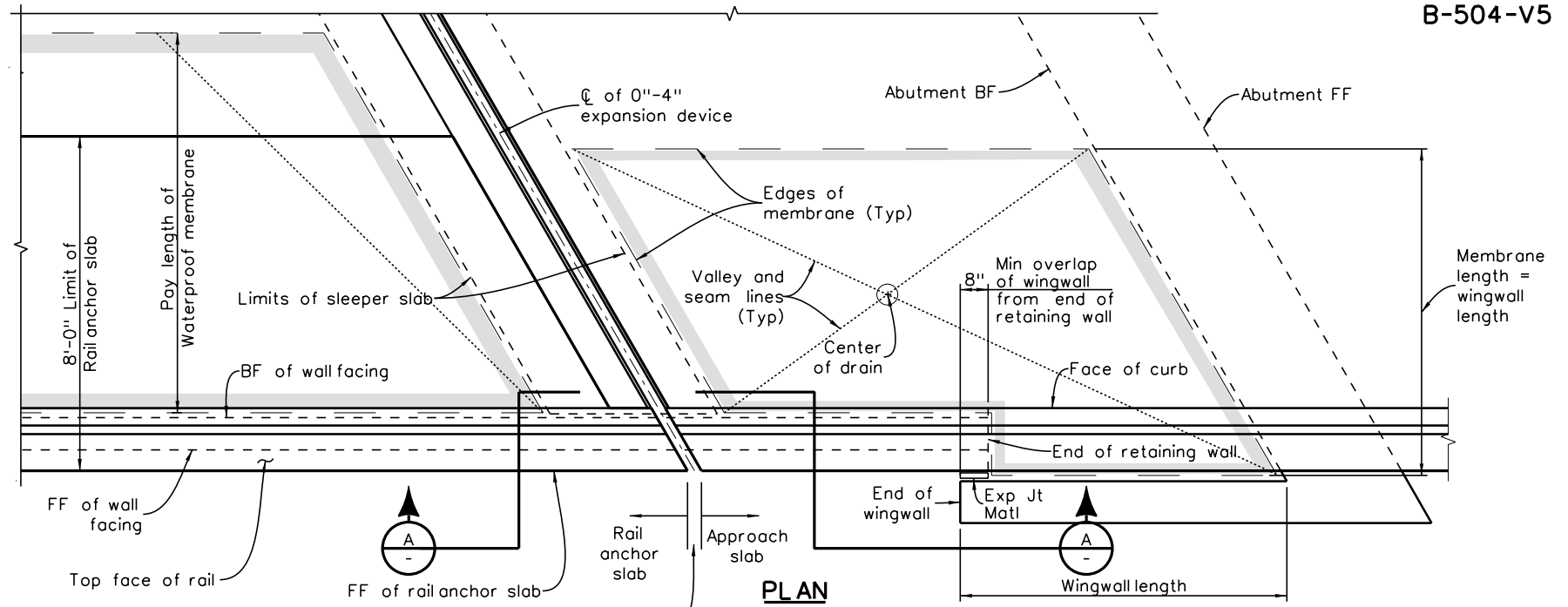
SLEEPER SECTION

Taken normal to expansion device

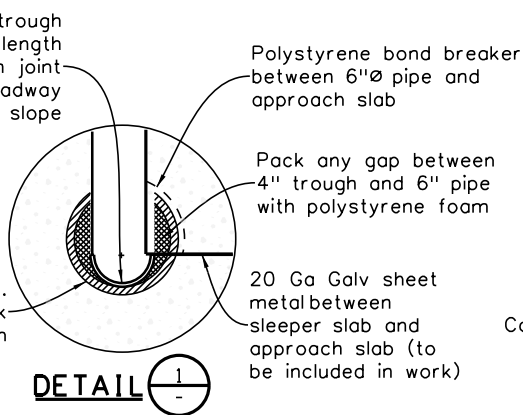
DETAILER: Turn off level for Bridge Rail not needed.



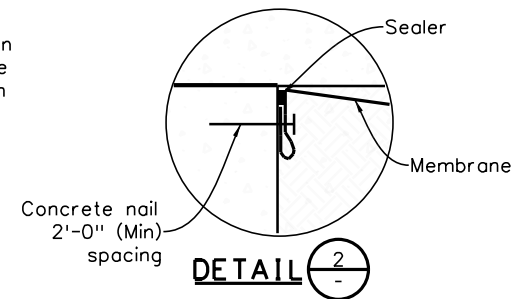
SECTION B



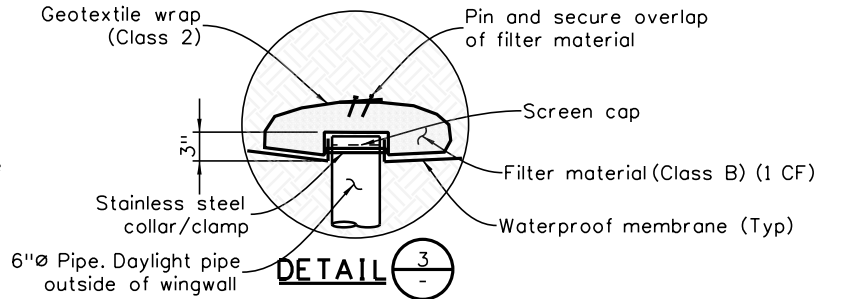
PLAN



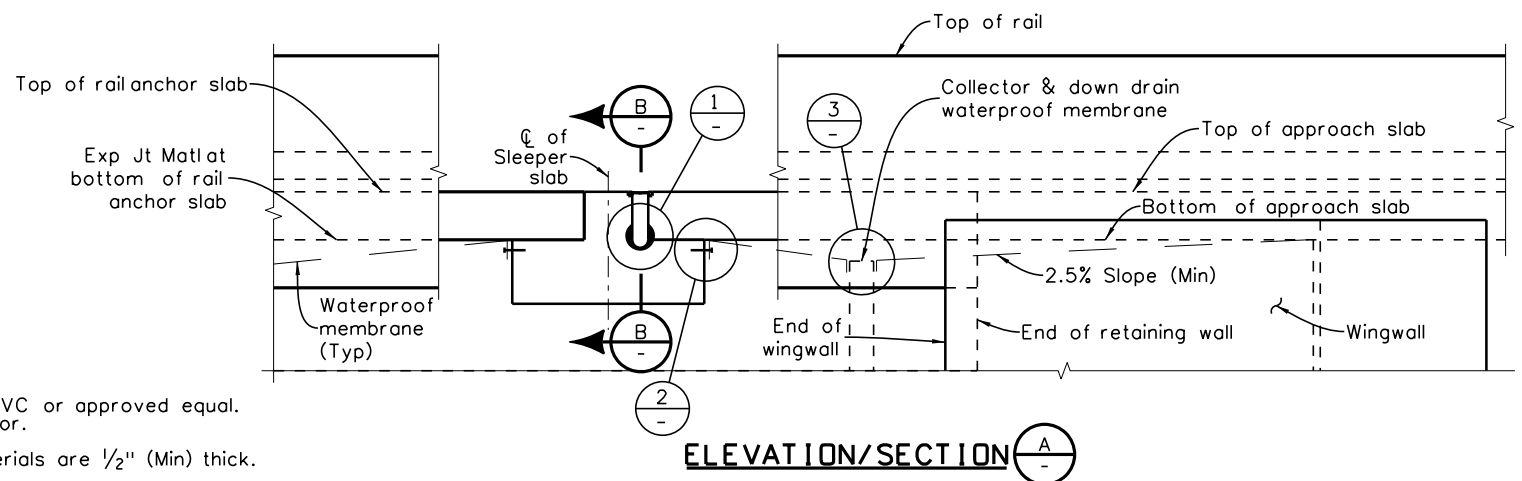
DETAIL 1



DETAIL 2



DETAIL 3



ELEVATION/SECTION A

NOTES:

1. All pipes are Sch 40 PVC or approved equal. Paint to match wall color.
2. All expansion joint materials are 1/2" (Min) thick.
3. All membranes are 30 mil LLDPE.

| INITIALS | DESIGN | DATE | DETAIL | DATE | QUANTITY | DATE |
|------------|--------|------|--------|------|----------|------|
| By | | | | | | |
| Checked By | | | | | | |

All seals for this set of drawings are applied to the cover page(s)

| |
|---------------------------------------|
| Print Date: \$DATE\$ |
| File Name: Sheet_B-504-V5.dgn |
| Horiz. Scale: Vert. Scale: As Noted |
| Unit Information Unit Leader Initials |

| Sheet Revisions | | |
|-----------------|----------|-------|
| Date: | Comments | Init. |
| | | |
| | | |
| | | |

Colorado Department of Transportation

2829 West Howard Place, 3rd Floor
Denver, CO 80204
Phone: 303-512-4079
FAX: 303-757-9197

Staff Bridge Branch Initials

| |
|-----------------|
| Agg Constructed |
| No Revisions: |
| Revised: |
| Void: |

| WALL TO ABUTMENT CONNECTION DETAILS | | | |
|-------------------------------------|----------|-------------------|----------------|
| Designer: | XXXXXXXX | Structure Numbers | XXXXXXXXXXXXXX |
| Detailer: | XXXXXXXX | Subset Sheets: | WXX of XXX |

| |
|------------------|
| Project No./Code |
| Sheet Number |