



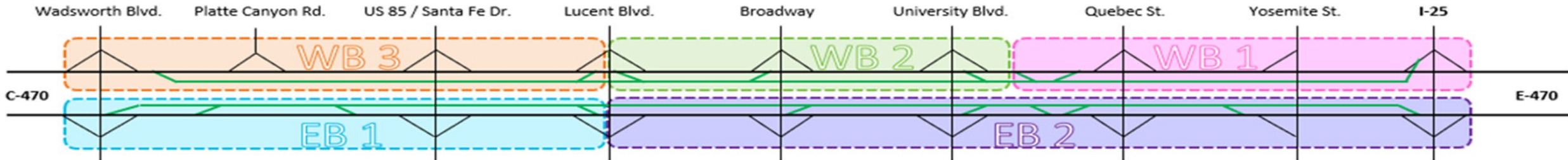
COLORADO

Transportation
Investment Office

Proposed FY 2022/2023 C-470 Toll Rate and Schedule Adjustment

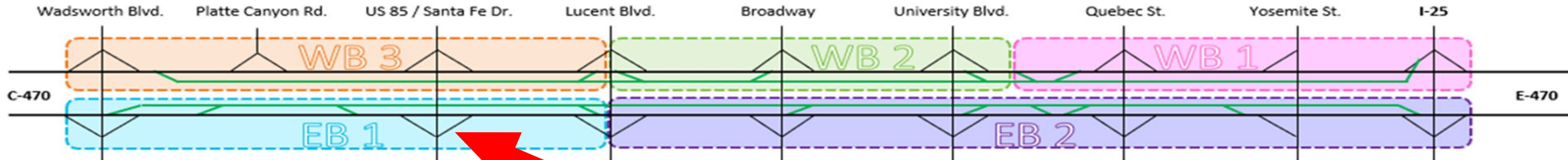
May 18, 2022

C-470 Proposed Toll Rates and Schedule for FY 2022/2023



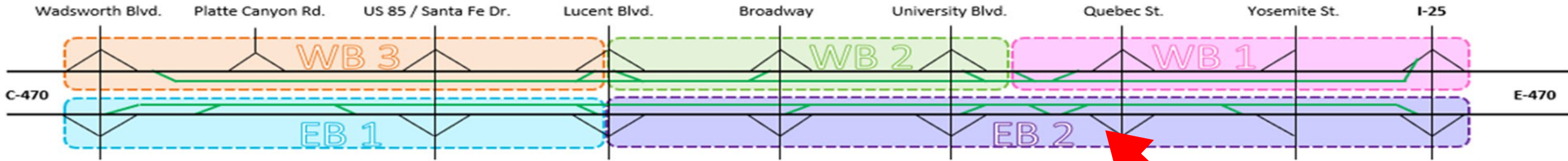
PROPOSED TOLL SCHEDULE AND TOLL RATES										
Hours	EB Zone 1 Wadsworth to Lucent		EB Zone 2 Lucent to I-25		WB Zone 1 I-25 to University		WB Zone 2 University to Lucent		WB Zone 3 Lucent to Wadsworth	
	ExpressToll	License Plate Toll	ExpressToll	License Plate Toll	ExpressToll	License Plate Toll	ExpressToll	License Plate Toll	ExpressToll	License Plate Toll
	7:00 PM - 5:59 AM	\$ 0.75	\$ 2.20	\$ 0.75	\$ 3.15	\$ 0.75	\$ 2.20	\$ 0.75	\$ 3.15	\$ 0.75
6:00 - 6:59 AM	\$ 0.75	\$ 2.20	\$ 2.25	\$ 5.50	\$ 1.00	\$ 2.55	\$ 1.00	\$ 3.55	\$ 1.00	\$ 2.55
7:00 - 8:59 AM	\$ 1.25	\$ 2.95	\$ 3.60	\$ 7.65	\$ 1.80	\$ 3.85	\$ 1.80	\$ 4.80	\$ 1.80	\$ 3.85
9:00 - 1:59 PM	\$ 0.75	\$ 2.20	\$ 1.80	\$ 4.80	\$ 0.75	\$ 2.20	\$ 0.75	\$ 3.15	\$ 0.75	\$ 2.20
2:00 - 2:59 PM	\$ 0.75	\$ 2.20	\$ 2.35	\$ 5.70	\$ 1.10	\$ 2.75	\$ 1.10	\$ 3.70	\$ 1.10	\$ 2.75
3:00 - 5:59 PM	\$ 1.00	\$ 2.55	\$ 3.30	\$ 7.20	\$ 2.20	\$ 4.45	\$ 2.20	\$ 5.45	\$ 2.20	\$ 4.45
6:00 - 6:59 PM	\$ 1.00	\$ 2.55	\$ 2.85	\$ 6.45	\$ 1.65	\$ 3.60	\$ 1.65	\$ 4.55	\$ 1.65	\$ 3.60
\$25 Surcharge for 4+ Axle Vehicles per Zone All Hours										

Eastbound Zone 1 Proposed Toll Rates and Schedule Detail



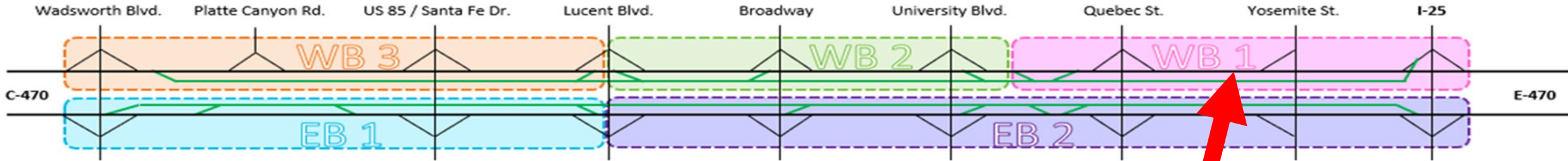
				EB Zone 1 Wadsworth to Lucent							
CURRENT Start Time	CURRENT End Time	PROPOSED Start Time	PROPOSED End Time	CURRENT ExpressToll	PROPOSED ExpressToll	Movement	Difference	CURRENT License Plate Toll	PROPOSED License Plate Toll	Movement	Difference
6:30 PM	5:59 AM	7:00 PM	5:59 AM	\$1.10	\$0.75	↓	-\$0.35	\$2.56	\$2.20	↓	-\$0.36
6:00 AM	6:59 AM	6:00 AM	6:59 AM	\$0.70	\$0.75	↑	\$0.05	\$1.93	\$2.20	↑	\$0.27
7:00 AM	8:59 AM	7:00 AM	8:59 AM	\$1.25	\$1.25	—	\$0.00	\$2.80	\$2.95	↑	\$0.15
9:00 AM	2:59 PM	9:00 AM	1:59 PM	\$0.70	\$0.75	↑	\$0.05	\$1.93	\$2.20	↑	\$0.27
3:00 PM	3:29 PM	2:00 PM	2:59 PM	\$1.10	\$0.75	↓	-\$0.35	\$2.56	\$2.20	↓	-\$0.36
3:30 PM	6:29 PM	3:00 PM	6:00 PM	\$1.10	\$1.00	↓	-\$0.10	\$2.56	\$2.55	↓	-\$0.01
		6:00 PM	6:59 PM	\$1.10	\$1.00	↓	-\$0.10	\$2.56	\$2.55	↓	-\$0.01
\$25 Surcharge for 4+ Axle Vehicles per Zone All Hours				\$25 Surcharge for 4+ Axle Vehicles per Zone All Hours							

Eastbound Zone 2 Proposed Toll Rates and Schedule Detail



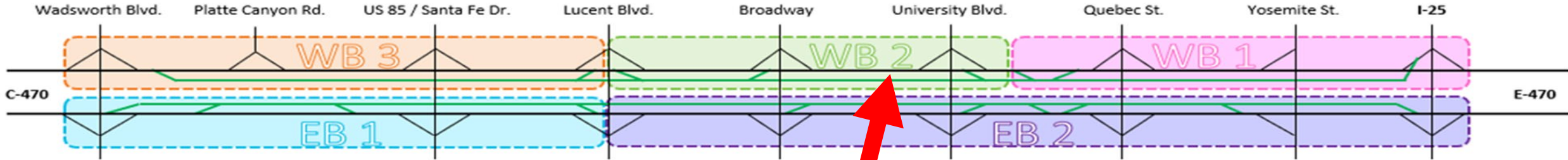
				EB Zone 2 Lucent to I-25							
CURRENT Start Time	CURRENT End Time	PROPOSED Start Time	PROPOSED End Time	CURRENT ExpressToll	PROPOSED ExpressToll	Movement	Difference	CURRENT License Plate Toll	PROPOSED License Plate Toll	Movement	Difference
6:30 PM	5:59 AM	7:00 PM	5:59 AM	\$2.35	\$0.75	↓	-\$1.60	\$5.35	\$3.15	↓	-\$2.20
6:00 AM	6:59 AM	6:00 AM	6:59 AM	\$1.80	\$2.25	↑	\$0.45	\$4.48	\$5.50	↑	\$1.02
7:00 AM	8:59 AM	7:00 AM	8:59 AM	\$3.60	\$3.60	—	\$0.00	\$7.33	\$7.65	↑	\$0.32
9:00 AM	2:59 PM	9:00 AM	1:59 PM	\$1.80	\$1.80	—	\$0.00	\$4.48	\$4.80	↑	\$0.32
3:00 PM	3:29 PM	2:00 PM	2:59 PM	\$2.35	\$2.35	—	\$0.00	\$5.35	\$5.70	↑	\$0.35
3:30 PM	6:29 PM	3:00 PM	6:00 PM	\$3.30	\$3.30	—	\$0.00	\$6.86	\$7.20	↑	\$0.34
		6:00 PM	6:59 PM	\$3.30/\$2.35	\$2.85	↓ ↑	-\$0.45/\$0.50	\$6.86/\$5.35	\$6.45	↓ ↑	-\$0.41/\$1.10
\$25 Surcharge for 4+ Axle Vehicles per Zone All Hours				\$25 Surcharge for 4+ Axle Vehicles per Zone All Hours							

Westbound Zone 1 Proposed Toll Rates and Schedule Detail



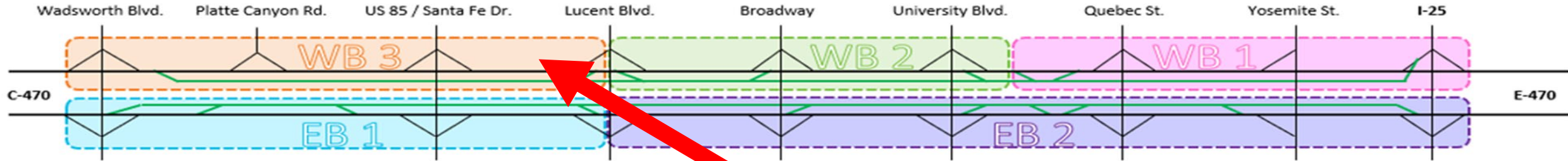
				WB Zone 1 I-25 to University							
CURRENT Start Time	CURRENT End Time	PROPOSED Start Time	PROPOSED End Time	CURRENT ExpressToll	PROPOSED ExpressToll	Movement	Difference	CURRENT License Plate Toll	PROPOSED License Plate Toll	Movement	Difference
6:30 PM	5:59 AM	7:00 PM	5:59 AM	\$1.10	\$0.75	↓	-\$0.35	\$2.56	\$2.20	↓	-\$0.36
6:00 AM	6:59 AM	6:00 AM	6:59 AM	\$0.65	\$1.00	↑	\$0.35	\$1.85	\$2.55	↑	\$0.70
7:00 AM	8:59 AM	7:00 AM	8:59 AM	\$0.65	\$1.80	↑	\$1.15	\$1.85	\$3.85	↑	\$2.00
9:00 AM	2:59 PM	9:00 AM	1:59 PM	\$0.65	\$0.75	↑	\$0.10	\$1.85	\$2.20	↑	\$0.35
3:00 PM	3:29 PM	2:00 PM	2:59 PM	\$1.10	\$1.10	—	\$0.00	\$2.56	\$2.75	↑	\$0.19
3:30 PM	6:29 PM	3:00 PM	6:00 PM	\$2.20	\$2.20	—	\$0.00	\$4.30	\$4.45	↑	\$0.15
		6:00 PM	6:59 PM	\$2.20/\$1.10	\$1.65	↓ ↑	-\$0.55/\$0.55	\$4.30/\$2.56	\$3.60	↓ ↑	-\$0.60/\$1.04
\$25 Surcharge for 4+ Axle Vehicles per Zone All Hours				\$25 Surcharge for 4+ Axle Vehicles per Zone All Hours							

Westbound Zone 2 Proposed Toll Rates and Schedule Detail



				WB Zone 2 University to Lucent							
CURRENT Start Time	CURRENT End Time	PROPOSED Start Time	PROPOSED End Time	CURRENT ExpressToll	PROPOSED ExpressToll	Movement	Difference	CURRENT License Plate Toll	PROPOSED License Plate Toll	Movement	Difference
6:30 PM	5:59 AM	7:00 PM	5:59 AM	\$1.10	\$0.75	↓	-\$0.35	\$3.38	\$3.15	↓	-\$0.23
6:00 AM	6:59 AM	6:00 AM	6:59 AM	\$0.65	\$1.00	↑	\$0.35	\$2.66	\$3.55	↑	\$0.89
7:00 AM	8:59 AM	7:00 AM	8:59 AM	\$0.65	\$1.80	↑	\$1.15	\$2.66	\$4.80	↑	\$2.14
9:00 AM	2:59 PM	9:00 AM	1:59 PM	\$0.65	\$0.75	↑	\$0.10	\$2.66	\$3.15	↑	\$0.49
3:00 PM	3:29 PM	2:00 PM	2:59 PM	\$1.10	\$1.10	—	\$0.00	\$3.38	\$3.70	↑	\$0.32
3:30 PM	6:29 PM	3:00 PM	6:00 PM	\$2.20	\$2.20	—	\$0.00	\$5.12	\$5.45	↑	\$0.33
		6:00 PM	6:59 PM	\$2.20/\$1.10	\$1.65	↓ ↑	-\$0.55/\$0.55	\$5.12/\$3.38	\$4.55	↓ ↑	-\$0.57/\$1.17
\$25 Surcharge for 4+ Axle Vehicles per Zone All Hours				\$25 Surcharge for 4+ Axle Vehicles per Zone All Hours							

Westbound Zone 3 Proposed Toll Rates and Schedule Detail



				WB Zone 3 Lucent to Wadsworth							
CURRENT Start Time	CURRENT End Time	PROPOSED Start Time	PROPOSED End Time	CURRENT ExpressToll	PROPOSED ExpressToll	Movement	Difference	CURRENT License Plate Toll	PROPOSED License Plate Toll	Movement	Difference
6:30 PM	5:59 AM	7:00 PM	5:59 AM	\$1.10	\$0.75	↓	-\$0.35	\$2.56	\$2.20	↓	-\$0.36
6:00 AM	6:59 AM	6:00 AM	6:59 AM	\$0.65	\$1.00	↑	\$0.35	\$1.85	\$2.55	↑	\$0.70
7:00 AM	8:59 AM	7:00 AM	8:59 AM	\$0.65	\$1.80	↑	\$1.15	\$1.85	\$3.85	↑	\$2.00
9:00 AM	2:59 PM	9:00 AM	1:59 PM	\$0.65	\$0.75	↑	\$0.10	\$1.85	\$2.20	↑	\$0.35
3:00 PM	3:29 PM	2:00 PM	2:59 PM	\$1.10	\$1.10	→	\$0.00	\$2.56	\$2.75	↑	\$0.19
3:30 PM	6:29 PM	3:00 PM	6:00 PM	\$2.20	\$2.20	→	\$0.00	\$4.30	\$4.45	↑	\$0.15
		6:00 PM	6:59 PM	\$2.20/\$1.10	\$1.65	↓ ↑	-\$0.55/\$0.55	\$4.30/\$2.56	\$3.60	↓ ↑	-\$0.60/\$1.04
\$25 Surcharge for 4+ Axle Vehicles per Zone All Hours				\$25 Surcharge for 4+ Axle Vehicles per Zone All Hours							

Questions?