

MEMORANDUM

TO: COLORADO TRANSPORTATION INVESTMENT OFFICE BOARD OF DIRECTORS
FROM: NICK FARBER, CTIO DIRECTOR, AND KELLY BROWN, CHIEF TOLL OPERATIONS OFFICER
SUBJECT: REQUEST FOR APPROVAL OF PROPOSED FY 2023/2024 ANNUAL TOLL RATE
ADJUSTMENT FOR I-25 NORTH (120th AVENUE TO STATE HIGHWAY 7)
DATE: JUNE 14, 2023

Purpose and Requested Action

This memorandum presents a request from the Colorado Transportation Investment Office (CTIO) Staff that the CTIO Board of Directors approve the proposed I-25 North (120th Ave. to State Highway 7 [SH 7]) (“Segment 3”) 2023-2024 toll rate adjustments for Automatic Vehicle Identification (AVI) and License Plate Toll (LPT) transactions that were presented at the May 2023 Board Meeting. Staff presented the supporting documentation for the proposed 2023-2024 toll rate adjustment to the Board at the May 2023 Board meeting, and it is attached below as Attachment A.

Background

Segment 3 originates from the southern boundary at 120th Avenue and terminates at SH 7. This segment of the I-25 Express Lanes opened for tolling in June 2020. The current toll rates were adjusted in 2022 based on a previous analysis of the Segment 3 Express Lanes.

Recommended New Rates

Staff recommends an adjustment to AVI and LPT toll rates. The recommended increase in toll rates is an average of 5.6 percent for AVI toll rates and LPT toll rates due to a combination of inflation, an increase in equipment maintenance costs, and increasing toll transaction processing costs. The AVI toll rate adjustments range from 5 cents to 15 cents (depending on the time of day). The LPT toll rate adjustments range from 21 cents to 33 cents (depending on the time of day). The multi-axle (4+) surcharge remains unchanged at \$25.

Board Options and Staff Recommendations

1. **Approve** Resolution #420 adopting the proposed FY 2023-2024 AVI and LPT toll rates for I-25 North Segment 3. **Staff recommendation.**
2. Deny the request. Rates on I-25 North Segment 3 would remain unchanged.

Next Steps

If adopted, CTIO staff will implement the approved FY 2023-2024 AVI and LPT toll rates for I-25 North Segment 3, effective 12:00 AM, July 11, 2023.

Attachments

Attachment A: 5/17/2023 Board Memo Seg 3 Toll Rate Adjustment Packet



COLORADO
**Transportation
Investment Office**

ATTACHMENT A

5/17/2023 Board Memo Seg 3 Toll Rate Adjustment Packet

MEMORANDUM

TO: COLORADO TRANSPORTATION INVESTMENT OFFICE BOARD OF DIRECTORS
FROM: NICK FARBER, CTIO DIRECTOR, AND KELLY BROWN, CHIEF TOLL OPERATIONS OFFICER
SUBJECT: FY 2023/2024 ANNUAL TOLL RATE ADJUSTMENT ANALYSIS FOR I-25 NORTH (120th AVENUE TO STATE HIGHWAY 7 [SH 7]) EXPRESS LANES
DATE: MAY 18, 2023

Purpose and Requested Action

This memorandum presents the results of the annual toll rate adjustment analysis for I-25 North (120th Ave. to State Highway 7 (SH 7) (“Segment 3”) Express Lanes based on the CTIO tolling policy that established a framework for toll rate setting and yearly adjustment.

Action

Informational only. No action is needed. The Board will be asked to approve the I-25 North (120th Ave. to State Highway 7 (SH 7) (“Segment 3”) toll rate adjustment at the June meeting. The updated toll rates would take effect in early July of this year.

Background

Segment 3 originates from the southern boundary at 120th Ave. and terminates at State Highway 7 (SH 7). The current toll rates were adjusted in 2022 based on previous Segment 3 Express Lanes analyses. The Board approved a toll rate adjustment for 2022 at the May 2022 Board Meeting, and went into effect in July 2022.

This memorandum evaluates the performance of the I-25 Segment 3 Express Lane to determine adherence to traffic operations requirements and financial covenants. A flowchart outlining the steps to be followed to determine the need for a toll rate increase is provided in Appendix 1 of Attachment A.

Methodology

A three-fold analysis was undertaken to analyze the need for toll rate increases.

First, average speeds in the express lanes were examined to determine if the express lanes met the criterion of travel going at least 45 miles per hour (mph) 90 percent of the time for 180 consecutive days. In addition, the traffic Level of Service (LOS) for this segment of I-25 was analyzed to assess the performance of the express lanes.

Second, a traffic demand management analysis was performed to check whether the LOS criterion—meeting LOS C or better—would be met from August 2023 to April 2024. The express lane traffic volumes were projected from August 2023 to April 2024 based on a growth rate of 1.4 percent obtained from the Colorado Department of Transportation (CDOT) Online Transportation Information System (OTIS). These projected volumes were then used to determine the future LOS in the express lanes. The data used for this analysis included:

- Average speed in the general-purpose and express lanes
- Traffic volumes in the general-purpose and express lanes
Information on events (crashes, lane closures, maintenance, etc.) that occurred along the segment of I-25 as identified in the corridor’s Event Audit Report. Nominal occurrences of adverse weather or crashes in the general-purpose lanes were taken as part of normal operations and included in the data. However, major events (those lasting more than two hours per the Manual on Uniform Traffic Control Devices [MUTCD, 2009]) whose impact was identified as severe in the corridor’s Event Audit Report were excluded from the data. Growth rate calculated from CDOT’s OTIS traffic volume projections.
- Growth rate calculated from CDOT’s OTIS traffic volume projections.

Third, the Operations and Maintenance (O&M) cost, inflation, and toll transaction processing cost increases were evaluated to consider increases in toll rates based on prices and inflation.

Summary of Findings

The traffic operations results above determined that current toll rates fulfill the travel speed and LOS criteria for the I-25 North Segment 2 Express Lanes. Inflation was evaluated between August 2022 and March 2023 using the latest data available for the Denver-Aurora-Lakewood Consumer Price Index (CPI). The inflation adjustment was estimated at 1.9 percent based on U.S. Bureau of Labor Statistics data. Toll transaction costs increased by 5 percent, and operations and maintenance costs increased by 10 percent in 2023.

The recommended increase in toll rates is an average of 5.6 percent for Automatic Vehicle Identification (AVI) toll rates and License Plate Toll (LPT) toll rates due to a combination of inflation and operations and maintenance costs.

Staff Recommendations

Based on the results noted in the previous section, CTIO staff recommends revised AVI and LPT toll rates per the toll schedule shown in the table below. The multi-axle (4+) surcharge remains unchanged at \$25.

Proposed FY 2023/2024 New Toll Rates for I-25 Segment 3

Time	Northbound				Southbound			
	AVI	NEW AVI	LPT	NEW LPT	AVI	NEW AVI	LPT	NEW LPT
5:00 AM-6:00 AM	\$1.25	\$1.30	\$3.70	\$3.91	\$1.25	\$1.30	\$3.69	\$3.90
6:00 AM-6:45 AM	\$1.25	\$1.30	\$3.70	\$3.91	\$1.25	\$1.30	\$3.69	\$3.90
6.45 AM-7:15 AM	\$1.25	\$1.30	\$3.70	\$3.91	\$2.35	\$2.50	\$5.41	\$5.71
7:15 AM-8:15 AM	\$1.25	\$1.30	\$3.70	\$3.91	\$2.60	\$2.75	\$5.83	\$6.16
8:15 AM-8:45 AM	\$1.25	\$1.30	\$3.70	\$3.91	\$2.60	\$2.75	\$5.83	\$6.16
8:45 AM-10:00 AM	\$1.25	\$1.30	\$3.70	\$3.91	\$1.55	\$1.65	\$4.12	\$4.35
10:00 AM-12:00 PM	\$1.25	\$1.30	\$3.70	\$3.91	\$1.25	\$1.30	\$3.69	\$3.90
12:00 PM-3:00 PM	\$1.25	\$1.30	\$3.70	\$3.91	\$1.25	\$1.30	\$3.69	\$3.90
3:00 PM-3:30 PM	\$2.00	\$2.10	\$4.90	\$5.17	\$1.25	\$1.30	\$3.69	\$3.90
3:30 PM-4:30 PM	\$2.60	\$2.75	\$5.84	\$6.17	\$1.25	\$1.30	\$3.69	\$3.90
4:30 PM-6:00 PM	\$2.60	\$2.75	\$5.84	\$6.17	\$1.25	\$1.30	\$3.69	\$3.90
6:00 PM-8:00 PM	\$2.00	\$2.10	\$4.90	\$5.17	\$1.25	\$1.30	\$3.69	\$3.90
8:00 PM-5:00 AM	\$1.25	\$1.30	\$3.70	\$3.91	\$1.25	\$1.30	\$3.69	\$3.90
Weekend	\$1.25	\$1.30	\$3.70	\$3.91	\$1.25	\$1.30	\$3.69	\$3.90

Next Steps

- The Board is being asked to review HPTE staff recommendations.
- HPTE staff will integrate any requested changes to the recommended proposed AVI and LPT toll rates for I-25 North Segment 3 and will return to the Board in June for final adoption of FY 2023-2024 AVI and LPT toll rates for I-25 North Segment 3.

Attachments


Attachment A: Toll Rate Adjustment Analysis Memorandum - I-25 North Segment 3



COLORADO
**Transportation
Investment Office**

ATTACHMENT A

Toll Rate Adjustment Analysis Memorandum - I-25 North Segment 3



Memo

To: Kelly Brown, Colorado Transportation Investment Office

From:	Rami Harb, Atkins	Email:	Rami.Harb@atkinsglobal.com
Date:	May 9, 2023	Phone:	720-258-0163
Ref:	I-25 North (Segment 3) Express Lanes (120th Avenue to E-470)	cc:	

Subject: Toll Rate Adjustment Analysis - I-25 North Segment 3

1. Introduction

Atkins North America, Inc. (Atkins) and the Colorado Transportation Investment Office (CTIO) developed this Toll Rate Adjustment Analysis memorandum to document the methodology used to evaluate the need for toll rate increases on Interstate 25 (I-25) North Segment 3 Express Lanes (120th Avenue to E-470). The current toll rates were set in 2022 based on previous analysis of the Segment 3 Express Lanes.


2. Methodology

A flowchart outlining the steps to be followed to determine the need for a toll rate increase is provided in **Appendix 1**. This flowchart was used as guidance to decide if a toll rate increase is required for I-25 North Segment 3. For the period August 2022 to April 2023, a three-step process was undertaken to analyze the need for toll rates increases. The analysis was done separately for the northbound and southbound directions.

First, average speeds in the express lanes were examined to determine if the express lanes met the criterion of travel going at least 45 miles per hour (mph) for 90 percent of the time for a period of 180 consecutive days. In addition, the traffic Level of Service (LOS) for this segment of I-25 was analyzed to assess the performance of the express lanes.

Second, a traffic demand management analysis was performed to check whether the LOS criterion—meeting LOS C or better—would be met in the future for the period August 2023 to April 2024. The express lane traffic volumes were projected from the period August 2023 to April 2024 based on a growth rate of 1.4 percent obtained from the Colorado Department of Transportation (CDOT) Online Transportation Information System (OTIS). These projected volumes were then used to determine the future LOS in the express lanes. The data used for this analysis included:

- Average speed in the general-purpose and express lanes
- Traffic volumes in the general-purpose and express lanes
- Information on events (crashes, lane closures, maintenance, etc.) that occurred along the segment of I-25 as identified in the corridor's Event Audit Report. Nominal occurrences of adverse weather or crashes in the general-purpose lanes were taken as part of normal operations and included in the data. However, major events (those lasting more than two



hours per the *Manual on Uniform Traffic Control Devices* [MUTCD, 2009]) whose impact was identified as severe in the corridor’s Event Audit Report were excluded from the data.

- Growth rate calculated from CDOT’s OTIS traffic volume projections

Third, the Operations and Maintenance (O&M) cost, inflation, and toll transaction processing cost increases were evaluated to consider increases in toll rates based on costs and inflation.

3. Summary of Findings

3.1. Traffic Management

The express lanes average speeds satisfied the criterion of operating at higher than 45 miles per hour at least 90 percent of the time (less than 1% below 45 mph from August 2022 to April 2023).

Table 1 shows the average LOS for the express lanes at different weekday times between August 2022 and April 2023. The LOS in the express lanes, based on average density of vehicles, was at LOS A for each hour of the day. Based on the traffic parameters above, the express lanes as of April 2023 are performing as intended in providing acceptable LOS. The traffic volumes were projected one year into the future to determine if the LOS criterion (LOS C or better) would be met during the year 2024. Future year projections continue to show LOS A. Therefore, the current toll rates are managing traffic demand in the express lanes as intended based on the LOS.

Table 1: Level of Service by Hour


Hour	0	1	2	3	4	5	6	7	8	9	10	11	12	13	14	15	16	17	18	19	20	21	22	23	
Northbound																									
2022-2023 LOS	A	A	A	A	A	A	A	A	A	A	A	A	A	A	A	A	A	A	A	A	A	A	A	A	A
Projected 2024 LOS	-	-	-	-	-	-	-	-	-	-	-	-	-	-	-	-	-	-	-	-	-	-	-	-	-
Southbound																									
2022-2023 LOS	A	A	A	A	A	A	A	A	A	A	A	A	A	A	A	A	A	A	A	A	A	A	A	A	A
Projected 2024 LOS	-	-	-	-	-	-	-	-	-	-	-	-	-	-	-	-	-	-	-	-	-	-	-	-	-

Based on the traffic operations results above, it was determined that current toll rates fulfil the travel speed and LOS criteria for the I-25 North Segment 3 express lanes.

3.2. Inflation and Operations and Maintenance Costs

Inflation was evaluated between August 2022 and March 2023 using the latest data available for the Denver-Aurora-Lakewood Consumer Price Index (CPI). The inflation adjustment was estimated at 1.9% based on data from the U.S. Bureau of Labor Statistics.

Toll transaction costs increased by 5% and operations and maintenance costs increased by 10% in 2023. Overall, a 5.6% increase in toll rates is recommended based on inflation and increases in operations and maintenance costs.




4. Recommendation for New Rates

Based on the results noted in the previous section, CTIO recommends revising the AVI and LPT toll rates per the toll schedule shown below in Table 2. There is no change to the multi-axle (4+) surcharge; it remains at \$25.

Table 2: Proposed New Toll Rates for I-25 North Segment 3

Time	Northbound				Southbound			
	AVI	NEW AVI	LPT	NEW LPT	AVI	NEW AVI	LPT	NEW LPT
5:00 AM-6:00 AM	\$1.25	\$1.30	\$3.70	\$3.91	\$1.25	\$1.30	\$3.69	\$3.90
6:00 AM-6:45 AM	\$1.25	\$1.30	\$3.70	\$3.91	\$1.25	\$1.30	\$3.69	\$3.90
6:45 AM-7:15 AM	\$1.25	\$1.30	\$3.70	\$3.91	\$2.35	\$2.50	\$5.41	\$5.71
7:15 AM-8:15 AM	\$1.25	\$1.30	\$3.70	\$3.91	\$2.60	\$2.75	\$5.83	\$6.16
8:15 AM-8:45 AM	\$1.25	\$1.30	\$3.70	\$3.91	\$2.60	\$2.75	\$5.83	\$6.16
8:45 AM-10:00 AM	\$1.25	\$1.30	\$3.70	\$3.91	\$1.55	\$1.65	\$4.12	\$4.35
10:00 AM-12:00 PM	\$1.25	\$1.30	\$3.70	\$3.91	\$1.25	\$1.30	\$3.69	\$3.90
12:00 PM-3:00 PM	\$1.25	\$1.30	\$3.70	\$3.91	\$1.25	\$1.30	\$3.69	\$3.90
3:00 PM-3:30 PM	\$2.00	\$2.10	\$4.90	\$5.17	\$1.25	\$1.30	\$3.69	\$3.90
3:30 PM-4:30 PM	\$2.60	\$2.75	\$5.84	\$6.17	\$1.25	\$1.30	\$3.69	\$3.90
4:30 PM-6:00 PM	\$2.60	\$2.75	\$5.84	\$6.17	\$1.25	\$1.30	\$3.69	\$3.90
6:00 PM-8:00 PM	\$2.00	\$2.10	\$4.90	\$5.17	\$1.25	\$1.30	\$3.69	\$3.90
8:00 PM-5:00 AM	\$1.25	\$1.30	\$3.70	\$3.91	\$1.25	\$1.30	\$3.69	\$3.90
Weekend	\$1.25	\$1.30	\$3.70	\$3.91	\$1.25	\$1.30	\$3.69	\$3.90



APPENDIX 1: Toll Rate Increase Flowchart

