

# February 2020

## Monthly Operations Report



## Table of Contents

1.0	Volumes and Lane Usage .....	3
2.0	Revenues .....	5
3.0	Operational Incidents, Issues, and Closures .....	5
4.0	Mean Time Between Failure (MTBF) and Mean Time to repair (MTTR) .....	8
5.0	Hybrid Utilization .....	8

### TABLES

Table 1 – Monthly Traffic Summaries .....	4
Table 2 – Managed Lanes Closures to Date .....	7
Table 3 – ETCS Issues per CA Schedule 6 Appendix 6-2 .....	7
Table 4 - Status of Noncompliance Categories .....	7
Table 5 – Mean Time Between Failure & Mean Time To Repair .....	8
Table 6 – Hybrid Utilization .....	8

### FIGURES

Figure 1 – Monthly Traffic Distribution .....	4
Figure 2 – Daily Traffic Counts .....	5

# INTRODUCTION

Pursuant to Schedule 6, Section 1.8.2(a) of the Concession Agreement, Plenary Roads Denver (“PRD”) is required to submit a monthly report covering all essential statistics related to the Managed Lanes. The following data covers the month of February 2020. Operationally, February was a positive month. Several routine maintenance tasks were completed, there were minimal incidents to maintained elements, and traffic volumes were consistent with expectations.

## 1.0 VOLUMES AND LANE USAGE

Over the last several months as more commuters use the transponders for either ExpressToll™ (AVI) or HOV travel, License Plate (LPT) transactions have consistently decreased as a percentage of total traffic volume. The total monthly gantry traffic volume for February 2020 in the I-25 Central and US 36 Managed Lanes was 279,911 and 1,309,229, respectively.

The table below provides the monthly summary for each Managed Lanes roadway, along with a detailed breakdown of weekday volumes. For reference, the AM Peak Period is considered to be weekdays from 6:45 am – 8:45 am. The PM Peak Period is considered to be, weekdays, from 4:15pm – 5:45pm. It should be noted, that the I-25 Managed Lane traffic reflects traffic counts from a single gantry and US 36 Managed Lane counts reflect fourteen gantries, seven gantries in each direction. Therefore, US 36 data will indicate far greater traffic counts that are not comparative to those of I-25.

The following charts depict the distribution of traffic by type (Figure 1) and the daily traffic counts (Figure 2) and for the month.

Traffic Summary (US 36)						
	AVI	LPT	HOV	Non-Rev & Hybrid	Total	Hybrid
Total Monthly Traffic	738,709	326,251	211,102	33,167	1,309,229	1,878
Maximum Weekday Traffic	42,319	18,190	9,466	1,689	71,129	129
Average Weekday Traffic	33,773	14,366	7,980	1,544	57,663	83
Average Hourly AM Peak Traffic	5,048	1,879	1,042	192	8,161	N/A
Average Hourly PM Peak Traffic	4,952	1,857	1,109	171	8,089	N/A

Traffic Summary (I-25C)						
	AVI	LPT	HOV	Non-Rev & Hybrid	Total	Hybrid
Total Monthly Traffic	134,575	86,517	49,566	9,253	279,911	381
Maximum Weekday Traffic	7,492	4,865	2,347	471	14,875	29
Average Weekday Traffic	6,249	3,862	2,087	432	12,198	17
Average Hourly AM Peak Traffic	828	587	298	55	1,713	N/A
Average Hourly PM Peak Traffic	780	462	260	58	1,502	N/A

Table 1 – Monthly Traffic Summaries

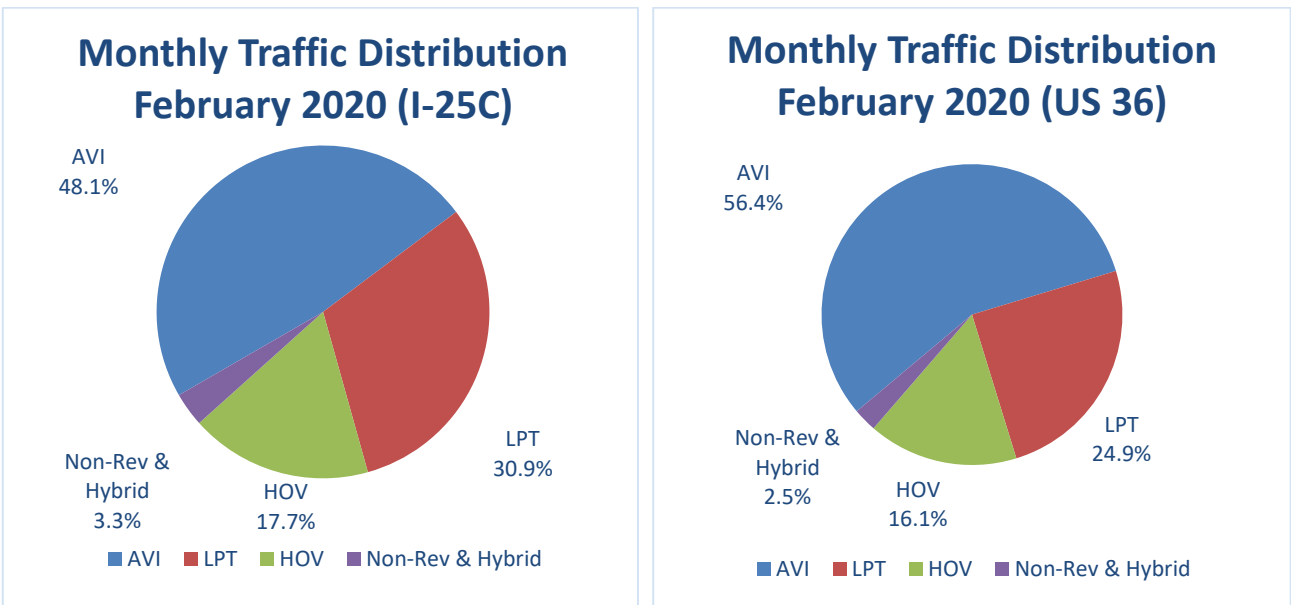
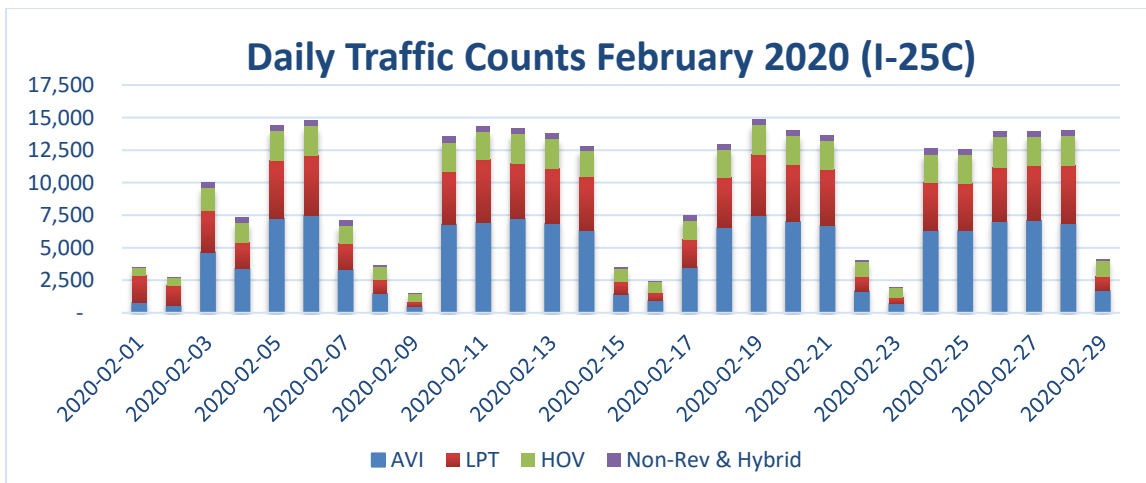


Figure 1 – Monthly Traffic Distribution



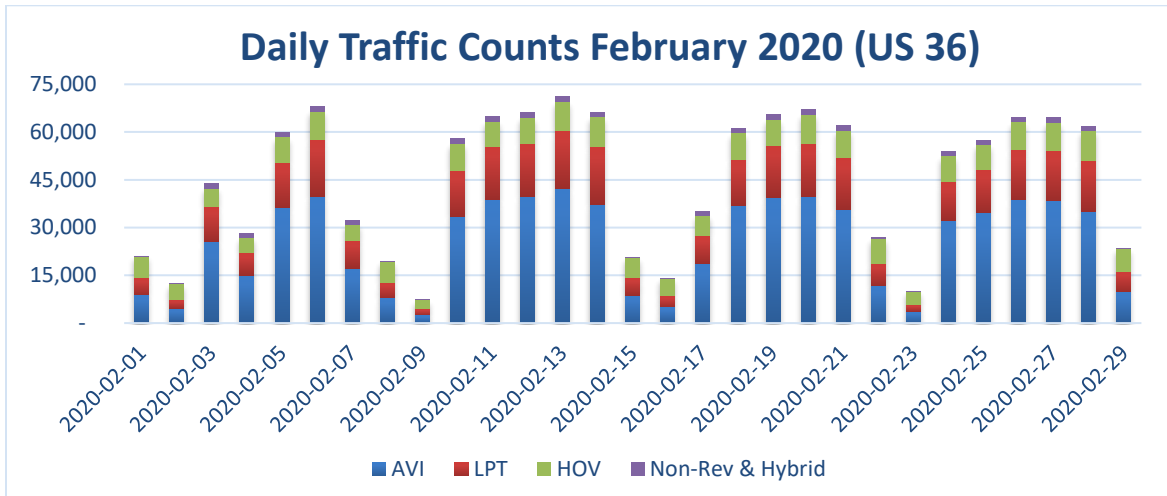


Figure 2 – Daily Traffic Counts

## 2.0 REVENUES

During the month of February 2020, PRD collected \$727,592 and \$751,980 from users of the I-25 Central and US36 Managed Lanes, respectively. For purposes of this report, revenues are recognized at the time of collection, which is typically sometime after they have been incurred for those customers who are billed based on their license plate. For example, if a single-occupant vehicle uses the lanes in October but pays in January, the associated revenue is attributed to January.

## 3.0 OPERATIONAL INCIDENTS, ISSUES, AND CLOSURES

The project had numerous routine debris removals, lighting incidents, guardrail incidents, sign incidents, and graffiti control during the month. The routine lighting, guardrail, roadway markings and sign incidents are all planned for repair within the allowable response period and several previously identified lighting incidents were repaired. All incidents were responded to and rectified within the allowable timeframes.

Date	Start	Stop	Duration
July 5, 2019	15:42	16:27	0:45
July 9, 2019	17:30	18:15	0:45
July 10, 2019	13:35	14:32	0:57
July 12, 2019 - October 4, 2019	19:15	05:00	2,145:45 (89 Days 9 Hours and 45 Minutes)
July 25, 2019	08:57	10:10	1:13

August 1, 2019	15:42	16:55	1:13
August 12, 2019	08:02	08:54	0:52
August 12, 2019	18:36	19:01	0:25
August 15, 2019	15:46	16:17	0:31
August 16, 2019	05:46	07:36	1:50
August 23, 2019	08:22	09:21	0:59
August 26, 2019	15:50	16:32	0:42
September 3, 2019	07:46	08:17	0:32
September 13, 2019	15:48	16:30	0:42
September 16, 2019	12:50	13:27	0:37
October 3, 2019	06:48	07:21	0:33
October 4, 2019	07:40	08:14	0:34
October 10, 2019	10:00	11:48	1:48
October 10, 2019	10:33	11:18	0:45
October 15, 2019	09:06	09:43	0:37
October 21, 2019	16:03	17:39	1:36
October 21, 2019	16:46	18:14	1:28
October 28, 2019	06:00	06:45	0:45
October 30, 2019	09:41	10:25	0:44
October 31, 2019	16:03	17:39	1:36
November 4, 2019	18:32	19:27	0:55
November 6, 2019	07:19	08:00	0:41
November 22, 2019	05:35	06:43	1:08
November 22, 2019	17:41	18:50	1:09
November 26, 2019	12:35	15:48	3:13
December 4, 2019	18:26	19:24	0:58
December 11, 2019	18:41	19:26	0:45
December 12, 2019	11:45	12:23	0:38
December 12, 2019	14:31	15:55	1:24
December 16, 2019	15:52	17:20	1:28
December 16, 2019	18:26	19:23	0:57
December 17, 2019	15:56	16:21	0:25
December 17, 2019	18:06	19:06	1:00
December 18, 2019	18:25	19:13	0:48

January 6, 2020	17:52	18:45	0:53
January 14, 2020	09:23	09:56	0:33
January 15, 2020	07:41	09:14	1:33
January 16, 2020	18:10	18:48	0:38
January 23, 2020	17:22	17:52	0:30
January 27, 2020	18:24	20:00	1:36
January 31, 2020	15:33	17:22	1:49
February 4, 2020	06:23	07:37	1:14
February 4, 2020	07:37	08:25	0:48
February 7, 2020	17:15	17:43	0:28
February 10, 2020	09:30	10:15	0:45
February 26, 2020	18:40	20:30	1:50
<b>Total</b>			<b>2,196 hours 20 minutes</b>
<b>Remaining Closure Hours Available (Ref: CA 29.7)</b>			<b>0 hours 0 minutes</b>

Table 2 – Managed Lanes Closures to Date

The table below provides a listing of ETCS items recorded this month, consistent with Appendix 6-2 of Schedule 6.

Element ID	Cat	Element	Performance Item	PRD Notified	Contractual Cure Period	Cure Achieved
None						

Table 3 – ETCS Issues per CA Schedule 6 Appendix 6-2

The table below provides a status of all Noncompliance categories in accordance with paragraph 1.2 of Schedule 10.

Non-compliance Location	Nature	Cause	Cure Date	Uncured Non-compliance Point	Unexpired Non-compliance Point	365 Day Expiration Date	1095 Day Expiration Date
None							

Table 4 – Status of Noncompliance Categories

#### 4.0 MEAN TIME BETWEEN FAILURE (MTBF) AND MEAN TIME TO REPAIR (MTTR)

Mean Time Between Failure (MTBF) and Mean Time To Repair (MTTR) data is provided in the table below. Only Maintained Elements that were repaired during the reporting period and had a failure type breakdown are listed in the table. We consider a breakdown to be a failure when the element cannot be used for its intended purpose until repaired.

Maintained Element	Mean Time Between Failure (MTBF) (Hours)	Mean Time To Repair (MTTR) (Hours)
None	N/A	N/A

Table 5 – Mean Time Between Failure & Mean Time To Repair

#### 5.0 HYBRID UTILIZATION

Total Hybrid Trips	
I-25 Central	381
US 36	1,878

Table 6 – Hybrid Utilization

Fuel-efficient “Hybrid” vehicles are permitted to access the Express Lanes free of charge, regardless of occupant numbers, provided that they have obtained a permit from CDOT, obtained a Hybrid transponder from E-470, and display an E-470 Hybrid decal on the vehicle’s windshield.



OPERATIONS AND  
MAINTENANCE  
MONTHLY REPORT  
FEBRUARY 2020

US 36 and I-25 Express  
Lanes Project

Prepared for:

Plenary Roads Denver, LLC  
1700 Lincoln Street, Suite 3000  
Denver, CO 80203

Attention: Mr. Christian Guevara, PE




Prepared By:

Ferrovial Services  
10525 West 120<sup>th</sup> Avenue  
Broomfield, CO 80021  
United States of America

Justin Doles, PE  
Project Manager


OPERATIONS AND MAINTENANCE – MONTHLY REPORT  
 FEBRUARY 2020  
 US 36 and I-25 Express Lanes Project

Revision	Date	Approved
Rev. 0	03/06/2020	

This report titled *Operations and Maintenance Monthly Report, February 2020* has been prepared by Ferrovial Services for the exclusive use of Plenary Roads Denver, LLC (PRD). No other party is an intended beneficiary of this report or the information, opinions, and conclusions contained herein. Any use by any party other than PRD of any of the information, opinions, or conclusions is the sole responsibility of said party. The use of this report shall be at the sole risk of the user regardless of any fault or negligence of PRD or Ferrovial Services.

The information and analyses contained herein have been completed to a level of detail commensurate with the objectives of the assignment and in light of the information made available to Ferrovial Services at the time of preparation. This report and its supporting documentation have been reviewed and/or checked for conformance with industry-accepted norms. To the best of the information and belief of Ferrovial Services, the information presented in this report is accurate to within the limitations specified herein.

This report is Ferrovial Services pdf file: OM Monthly Report February 2020.pdf. Any reproductions or modifications of this report are uncontrolled and may not be the most recent revision.



---

The O&M Monthly Report contains all relevant information for the month of February 2020. Ferrovial Services continues ongoing and preventive maintenance activities for the I-25 and US36 Managed Lanes Project.

### Ferrovial Services Commitment to Safety

Ferrovial Services conducted weekly toolbox talk meetings during the month. The purpose of the toolbox talks is to cover important safety items that relate to the project such as near misses, “better ways” as to how safety is conducted for the Project, and discussion on safety procedures for maintenance activities. In addition to the toolbox talks, Ferrovial Services conducts a weekly progress meeting. This is a forum for feedback from staff on Operations, Incident Response, and Maintenance activities.

Toolbox Talks this month included:

- Job Start Meeting
- Defensive Driving
- Corona Virus
- Fall Protection

### A. Summary of the Planned Maintenance Activities for the Upcoming Month – February 2020

Ferrovial Services has identified the upcoming planned maintenance activities as described in Table 1.7.1.3 of The Maintenance Management Plan. These activities include preventative and routine maintenance in order to successfully operate and maintain the Project. A listing of the planned maintenance activities for the month of March 2020 is included below.

**FIG. A-1 Planned Maintenance Activities for March 2020**

*X – Indicates the day the task is planned.*

Performance Standard Identification Number (Table 6.1)	Work Activity-Description	Frequency	Mar-20																														
			1	2	3	4	5	6	7	8	9	10	11	12	13	14	15	16	17	18	19	20	21	22	23	24	25	26	27	28	29	30	31
			S	M	T	W	T	F	S	S	M	T	W	T	F	S	S	M	T	W	T	F	S	S	M	T	W	T	F	S	S	M	T
ML-1	MAINTENANCE PATROL	Daily		X	X	X	X	X			X	X	X	X	X			X	X	X	X	X			X	X	X	X	X			X	X
ML-1	FLEXIBLE PAVEMENT OBSERVATION / REPAIR	F-52						X						X								X								X			
ML-1	RIGID PAVEMENT OBSERVATION / REPAIR	F-52						X						X								X								X			
ML-4	DELINEATORS & MARKERS OBSERVE / CLEAN / REPAIR	F-12								X																							
ML-2	DRAINAGE STRUCTURE (INLET) INSPECTION	F-1			X	X	X	X																									
ML-2	DRAINAGE (INLET) OBSERVE/ CLEAN / REPAIR	F-12			X	X	X	X																									
ML-2	DRAINAGE (PIPE/CULVERT) OBSERVE / CLEAN / RPR	F-12			X																												
ML-6	SIGN OBSERVATION / REPAIR	F-52		X						X							X							X							X		
ML-8	STREET LIGHTING OBSERVATION /REPAIR	F-52				X																											
ML-8	ELECTRICAL SUPPLY INSPECTION / REPAIR	F-12				X																											
ML-8	ACCESS PANEL OBSERVATION / REPAIR	F-12				X																											
ML-10	HERBICIDE & WEED CONTROL MAINTENANCE	F-52						X						X								X							X				
ML-12	GRAFFITI OBSERVATION / REMOVAL	F-52		X						X							X							X									
ML-14	MECHANICAL ROAD SWEEPING	F-12		X	X												X	X	X	X													
ML-15	NODE BUILDING 2 MAINTENANCE	F-1						X																									
ML-15	SAND STORAGE DOME MAINTENANCE	F-1						X																									
ML-15	LIQUID STORAGE FACILITY MAINTENANCE	F-1																				X											
	REVERSIBLE LANE OPERATIONS	Daily		X	X	X	X	X		X	X	X	X	X			X	X	X	X	X			X	X	X	X	X			X	X	
	GATE MAINTENANCE & REPAIR			X						X							X							X							X		

Frequency of Activity:

Daily – Daily Activity


F-4 – Quarterly Activity

F-52 – Weekly Activity

F-2 – Semi-Annual Activity

F-12 – Monthly Activity

F-1 – Annual Activity



## B. Summary of Performed and Completed Maintenance Activities

Fig. B-1 Performed and Complete Maintenance Activities for February 2020

X Indicates the day of the month that the task was completed.

Performance Standard Identification Number (Table 6.1)	Work Activity-Description	Frequency	Feb-20																												
			1	2	3	4	5	6	7	8	9	10	11	12	13	14	15	16	17	18	19	20	21	22	23	24	25	26	27	28	29
			S	S	M	T	W	T	F	S	S	M	T	W	T	F	S	S	M	T	W	T	F	S	S	M	T	W	T	F	S
ML-1	MAINTENANCE PATROL	Daily			X	X	X	X	X			X	X	X	X	X			X	X	X	X	X			X	X	X	X	X	
ML-1	FLEXIBLE PAVEMENT OBSERVATION / REPAIR	F-52			X						X							X								X					
ML-1	RIGID PAVEMENT OBSERVATION / REPAIR	F-52			X						X							X								X					
ML-4	DELINEATORS & MARKERS OBSERVE / CLEAN / REPAIR	F-12					X																								
ML-2	DRAINAGE (INLET) OBSERVE/ CLEAN / REPAIR	F-12						X																							
ML-2	DRAINAGE (PIPE/CULVERT) OBSERVE / CLEAN / RPR	F-12						X																							
ML-6	SIGN OBSERVATION / REPAIR	F-52			X						X								X							X					
ML-8	STREET LIGHTING OBSERVATION /REPAIR	F-52				X						X								X							X				
ML-8	ELECTRICAL SUPPLY INSPECTION / REPAIR	F-12					X																								
ML-8	ACCESS PANEL OBSERVATION / REPAIR	F-12					X																								
ML-10	HERBICIDE & WEED CONTROL MAINTENANCE	F-52							X						X								X						X		
ML-12	GRAFFITI OBSERVATION / REMOVAL	F-52			X						X								X							X					
ML-14	MECHANICAL ROAD SWEEPING	F-12																X	X	X	X										
ML-14	LITTER OBSERVATION / REMOVAL	Daily			X	X	X	X	X			X	X	X	X	X			X	X	X	X	X			X	X	X	X		
	REVERSIBLE LANE OPERATIONS	Daily			X	X	X	X	X			X	X	X	X	X			X	X	X	X	X			X	X	X	X		
	GATE MAINTENANCE & REPAIR				X						X							X							X						



*Fig. B-2 Work Accomplished This Month*

Activity	Actual Work
152.00 Flex Patch /Minor Repairs (SY)	49
210.00 Slope Repair (CY)	2
216.00 Fence Maint (LF)	304
218.00 Litter Removal (CY)	9.5
218.00 Debris in Roadway (CY)	11.5
218.98 Graffiti Removal (SF)	361
220.00 Sweeping Machine (MI)	24.8
302.00 Sign Single Post Maint (EA)	18
303.00 Sign Multi Post Maint (EA)	6
304.00 Delineator Maint (EA)	245
314.00 Reversible Lane Operations (HR)	280
314.99 Traffic Gate Maint (EA)	10
329.00 Courtesy Assist (HR)	330

### C. Summary of Planned Maintenance that was Not Completed for the Month

Ferrovial Services completed all scheduled maintenance activities for the period of February. Frequencies and/or actual date of the month of some activities may have been adjusted based on actual conditions.

### D. Summary of the Maintenance Activities and Results Performed for the Month Beyond Planned Maintenance

A summary of unplanned maintenance activities provided below:

Snow and Ice Control:

Precipitation Event Start		Equipment Deployed		Precipitation Event End		Service Level "A" Achieved in ML		Service Level "B" Achieved in GP	
2/3/2020	06:45	2/2/2020	23:00	2/4/2020	21:50	2/4/2020	10:10	2/4/2020	10:10
2/6/2020	20:19	2/6/2020	18:20	2/8/2020	02:12	2/7/2020	21:50	2/7/2020	21:50
2/9/2020	06:45	2/9/2020	00:15	2/9/2020	23:12	2/9/2020	10:40	2/9/2020	10:40
2/10/2020	18:09	2/10/2020	17:30	2/11/2020	07:18	2/11/2020	06:55	2/11/2020	07:48
2/12/2020	18:45	2/12/2020	16:50	2/13/2020	19:45	2/13/2020	02:25	2/13/2020	02:25
2/19/2020	17:21	2/19/2020	10:00	2/20/2020	06:50	2/19/2020	21:57	2/19/2020	21:57

Courtesy Patrol: None

Hazardous Materials Incidents: None

## E. Operating Contractor’s Incident Response Logs Related to Maintenance Activities

This section provides a summary of Ferrovial Services performance related to the Performance and Measurement Criteria listed in Appendix 6-1.1 of the Operating Contract.

The table below provides a listing of items recorded this month:

Element Category	Description	Location	Notified	Response to Defects		
				Category 1		Category 2
				Hazard Mitigation	Permanent Remedy	Permanent Repair
GP5.1	Guardrail (Impact Damage)	MP 39.3 EB	12/13/2019 09:00:00	N/A	N/A	Reqd: 6 Months Respnd: -- Actual: In Progress
GP5.1	Guardrail (Impact Damage)	MP 37.6 EB	12/18/2019 15:32:00	N/A	N/A	Reqd: 6 Months Respnd: -- Actual: In Progress
GP5.1	Guardrail (Impact Damage)	MP 37.6 EB	12/30/2019 10:22:00	N/A	N/A	Reqd: 6 Months Respnd: -- Actual: In Progress
GP5.1	Guardrail (Impact Damage)	MP 39.2 EB	1/3/2020 11:30:00	N/A	N/A	Reqd: 6 Months Respnd: -- Actual: In Progress
GP5.1	Guardrail (Impact Damage)	MP 57.8 WB	1/16/2020 10:39:00	N/A	N/A	Reqd: 6 Months Respnd: -- Actual: In Progress
GP6.1	Sign (Impact Damage)	MP 47.0 EB	1/30/2020 14:09:00	N/A	N/A	Reqd: 6 Months Respnd: -- Actual: In Progress
GP1.1	Debris (Cleared Tarp From Lanes)	MP 53.3 WB	2/2/2020 14:51:00	Reqd: 1 Hours Respnd: 2/2/2020 15:43 Actual: 0.86 Hours	N/A	N/A
GP6.1	Sign (Turned Sign)	MP 50.7 WB	2/3/2020 16:10:00	N/A	N/A	Reqd: 6 Months Respnd: 2/6/2020 01:00 Actual: 0.07 Months
GP12.1	Graffiti (Removed Graffiti)	MP 216.6 SB	2/3/2020 16:15:00	N/A	Reqd: 10 Days Respnd: 2/3/2020 17:17 Actual: 0.04 Days	N/A
GP6.1	Sign (Impact Damage)	MP 46.1 WB	2/4/2020 00:50:00	N/A	N/A	Reqd: 6 Months Respnd: 2/4/2020 01:45 Actual: 0.01 Months
GP1.1	Debris (Cleared Metal From Lanes)	MP 53.0 EB	2/4/2020 18:47:00	Reqd: 1 Hours Respnd: 2/4/2020 19:14 Actual: 0.45 Hours	N/A	N/A
ML8.1	Lighting (South Out)	MP 56.16	2/5/2020 22:00:00	N/A	N/A	Reqd: 6 Months Respnd: -- Actual: In Progress
ML8.1	Lighting (East Out)	MP 214.8	2/5/2020 22:10:00	N/A	N/A	Reqd: 6 Months Respnd: -- Actual: In Progress
ML8.1	Lighting (East Out)	MP 56.1	2/5/2020 22:12:00	N/A	N/A	Reqd: 6 Months Respnd: -- Actual: In Progress
ML8.1	Lighting (East Out)	MP 55.9	2/5/2020 22:15:00	N/A	N/A	Reqd: 6 Months Respnd: -- Actual: In Progress
ML8.1	Lighting (East Out)	MP 55.7	2/5/2020 22:16:00	N/A	N/A	Reqd: 6 Months Respnd: -- Actual: In Progress
ML8.1	Lighting (West Out)	MP 56.4	2/5/2020 22:18:00	N/A	N/A	Reqd: 6 Months Respnd: -- Actual: In Progress
ML8.1	Lighting (All Out)	MP 214.7	2/5/2020 22:20:00	N/A	N/A	Reqd: 6 Months Respnd: -- Actual: In Progress
ML8.1	Lighting (All Out)	MP 215.5	2/5/2020 22:22:00	N/A	N/A	Reqd: 6 Months Respnd: -- Actual: In Progress
ML8.1	Lighting (South Out)	MP 56.7	2/5/2020 22:25:00	N/A	N/A	Reqd: 6 Months Respnd: -- Actual: In Progress
ML8.1	Lighting (All Out)	MP 215.0	2/5/2020 22:30:00	N/A	N/A	Reqd: 6 Months Respnd: -- Actual: In Progress

Element Category	Description	Location	Notified	Response to Defects		
				Category 1		Category 2
				Hazard Mitigation	Permanent Remedy	Permanent Repair
GP5.2	Attenuator (Impact Damage)	MP 57.1 WB	2/8/2020 03:01:00	N/A	N/A	Reqd: 6 Months Resp: -- Actual: In Progress
GP6.1	Sign (Impact Damage)	MP 54.8 EB	2/9/2020 02:49:00	N/A	N/A	Reqd: 6 Months Resp: 2/10/2020 15:00 Actual: 0.05 Months
GP6.1	Sign (Impact Damage)	MP 52.6 WB	2/10/2020 23:29:00	N/A	N/A	Reqd: 6 Months Resp: 2/11/2020 01:30 Actual: 0.01 Months
GP6.1	Sign (Impact Damage)	MP 52.2 WB	2/11/2020 08:11:00	N/A	N/A	Reqd: 6 Months Resp: 2/17/2020 13:51 Actual: 0.20 Months
GP1.1	Debris (Removed Trash Bag From Lanes)	MP 54.8 EB	2/14/2020 13:14:00	Reqd: 1 Hours Resp: 2/14/2020 13:29 Actual: 0.24 Hours	N/A	N/A
ML1.1	Debris (Removed Wood From Lanes)	MP 52.6 EB	2/14/2020 13:10:00	Reqd: 1 Hours Resp: 2/14/2020 13:38 Actual: 0.46 Hours	N/A	N/A
GP12.1	Graffiti (Removed Graffiti)	MP 55.5 WB	2/14/2020 08:11:00	N/A	Reqd: 10 Days Resp: 2/14/2020 13:30 Actual: 0.22 Days	N/A
GP6.1	Sign (Impact Damage)	MP 56.9 WB	2/14/2020 08:10:00	N/A	N/A	Reqd: 6 Months Resp: 2/14/2020 13:00 Actual: 0.01 Months
GP9.3	Fence (Impact Damage)	MP 41.0 WB	2/15/2020 13:30:00	Reqd: 1 Hours Resp: 2/15/2020 13:50 Actual: 0.33 Hours	N/A	N/A
GP1.1	Debris (Removed Debris From Lanes)	MP 48.0 EB	2/15/2020 16:17:00	Reqd: 1 Hours Resp: 2/15/2020 16:46 Actual: 0.48 Hours	N/A	N/A
ML1.1	Debris (Removed Car Bumper From Lanes)	MP 214.0 NB	2/18/2020 14:01:00	Reqd: 1 Hours Resp: 2/18/2020 15:00 Actual: 0.98 Hours	N/A	N/A
GP1.1	Debris (Removed Metal From Lanes)	MP 40.2 EB	2/18/2020 13:52:00	Reqd: 1 Hours Resp: 2/18/2020 13:59 Actual: 0.11 Hours	N/A	N/A
GP6.1	Sign (Impact Damage)	MP 42.6 WB	2/18/2020 16:30:00	N/A	N/A	Reqd: 6 Months Resp: 2/18/2020 20:15 Actual: 0.01 Months
GP6.1	Sign (Impact Damage)	MP 48.0 WB	2/19/2020 13:30:00	N/A	N/A	Reqd: 6 Months Resp: 2/19/2020 14:30 Actual: 0.01 Months
GP12.1	Graffiti (Removed Graffiti)	MP 53.9 WB	2/20/2020 16:30:00	N/A	Reqd: 10 Days Resp: 2/20/2020 20:52 Actual: 0.18 Days	N/A
GP6.1	Sign (Impact Damage)	MP 37.5 WB	2/21/2020 13:25:00	N/A	N/A	Reqd: 6 Months Resp: 2/21/2020 15:30 Actual: 0.01 Months
GP6.1	Sign (Loose Sign Base)	MP 37.6 WB	2/21/2020 15:30:00	N/A	N/A	Reqd: 6 Months Resp: 2/21/2020 16:00 Actual: 0.01 Months
GP1.2	Pavement (Patched Pothole)	MP 37.5 EB	2/21/2020 17:30:00	N/A	N/A	Reqd: 6 Months Resp: 2/21/2020 18:30 Actual: 0.01 Months
GP1.2	Pavement (Patched Pothole)	MP 39.5 EB	2/22/2020 09:30:00	N/A	N/A	Reqd: 6 Months Resp: 2/22/2020 10:00 Actual: 0.01 Months
GP1.2	Pavement (Patched Pothole)	MP 55.0 WB	2/23/2020 10:00:00	N/A	N/A	Reqd: 6 Months Resp: 2/23/2020 10:30 Actual: 0.01 Months
GP9.3	Fence (Impact Damage)	MP 40.8 EB	2/23/2020 12:31:00	N/A	N/A	Reqd: 1 Hours Resp: 2/23/2020 13:00 Actual: 0.48 Hours
GP6.2	Critical Sign (Impact Damage)	MP 39.6 WB	2/24/2020 16:00:00	N/A	N/A	Reqd: 6 Months Resp: -- Actual: In Progress
GP6.1	Sign (Turned Sign)	MP 55.0 EB	2/24/2020 15:15:00	N/A	N/A	Reqd: 6 Months Resp: 2/24/2020 21:48 Actual: 0.01 Months
GP1.1	Debris (Removed Concrete From Lanes)	MP 54.8 WB	2/24/2020 12:50:00	Reqd: 1 Hours Resp: 2/24/2020 13:08 Actual: 0.30 Hours	N/A	N/A



Element Category	Description	Location	Notified	Response to Defects		
				Category 1		Category 2
				Hazard Mitigation	Permanent Remedy	Permanent Repair
GP6.1	Sign (Turned Sign)	MP 54.5 WB	2/24/2020 15:30:00	N/A	N/A	Reqd: 6 Months Respd: 2/24/2020 21:01 Actual: 0.01 Months
GP1.1	Debris (Removed Concrete From Lanes)	MP 57.3 WB	2/24/2020 14:14:00	Reqd: 1 Hours Respd: 2/24/2020 14:45 Actual: 0.51 Hours	N/A	N/A
GP1.1	Debris (Removed Metal From Lanes)	MP 50.4 WB	2/25/2020 14:02:00	Reqd: 1 Hours Respd: 2/25/2020 14:27 Actual: 0.41 Hours	N/A	N/A
GP12.1	Graffiti (Removed Graffiti)	MP 51.4 EB	2/25/2020 08:30:00	N/A	Reqd: 10 Days Respd: 2/25/2020 09:37 Actual: 0.04 Days	N/A
GP1.1	Debris (Removed Gravel From Lanes)	MP 48.0 EB	2/28/2020 15:43:00	Reqd: 1 Hours Respd: 2/28/2020 15:57 Actual: 0.23 Hours	N/A	N/A
GP1.1	Debris (Removed Tarp From Lanes)	MP 46.2 EB	2/28/2020 12:53:00	Reqd: 1 Hours Respd: 2/28/2020 13:06 Actual: 0.21 Hours	N/A	N/A
GP1.1	Debris (Removed Tire From Lanes)	MP 41.8 EB	2/28/2020 12:32:00	Reqd: 1 Hours Respd: 2/28/2020 12:53 Actual: 0.35 Hours	N/A	N/A
GP5.1	Guardrail (Impact Damage)	MP 42.8 WB	2/29/2020 14:05:00	N/A	N/A	Reqd: 6 Months Respd: -- Actual: In Progress

All items were completed within the required response time. Items that are *In Progress* are still within the allowed response time.

## F. Detailed Results of All Inspections, Assessments, and Testing Activities

During this reporting period there were no special inspections, assessments, or testing results outside normal operating condition.

## G. Monthly Toll System Performance Reports

Toll system operated within proposed parameters per Ferrovial Services observations.

## H. Preventative Maintenance Plan and Progress

Preventative Maintenance work is contingent on Initial Works Package implementation.

## I, J. Mean Time between Failure (MTBF), Mean Time To Repair (MTTR)

No Maintained Elements experienced a failure type breakdown this month. Ferrovial Services considers a breakdown to be a failure when the element cannot be used for its intended purpose until repaired.