

May 2020

Monthly Operations Report



Table of Contents

| | | |
|-----|---|---|
| 1.0 | Volumes and Lane Usage | 3 |
| 2.0 | Revenues | 5 |
| 3.0 | Operational Incidents, Issues, and Closures | 5 |
| 4.0 | Mean Time Between Failure (MTBF) and Mean Time to repair (MTTR) | 8 |
| 5.0 | Hybrid Utilization | 8 |

TABLES

| | |
|---|---|
| Table 1 – Monthly Traffic Summaries | 4 |
| Table 2 – Managed Lanes Closures to Date | 7 |
| Table 3 – ETCS Issues per CA Schedule 6 Appendix 6-2 | 7 |
| Table 4 - Status of Noncompliance Categories | 7 |
| Table 5 – Mean Time Between Failure & Mean Time To Repair | 8 |
| Table 6 – Hybrid Utilization | 8 |

FIGURES

| | |
|---|---|
| Figure 1 – Monthly Traffic Distribution | 4 |
| Figure 2 – Daily Traffic Counts | 5 |

INTRODUCTION

Pursuant to Schedule 6, Section 1.8.2(a) of the Concession Agreement, Plenary Roads Denver (“PRD”) is required to submit a monthly report covering all essential statistics related to the Managed Lanes. The following data covers the month of May 2020. Operationally, May was a positive month. Several routine maintenance tasks were completed, there were minimal incidents to maintained elements, and traffic volumes were consistent with expectations.

1.0 VOLUMES AND LANE USAGE

Over the last several months as more commuters use the transponders for either ExpressToll™ (AVI) or HOV travel, License Plate (LPT) transactions have consistently decreased as a percentage of total traffic volume. The total monthly gantry traffic volume for May 2020 in the I-25 Central and US 36 Managed Lanes was 72,467 and 261,298, respectively.

The table below provides the monthly summary for each Managed Lanes roadway, along with a detailed breakdown of weekday volumes. For reference, the AM Peak Period is considered to be weekdays from 6:45 am – 8:45 am. The PM Peak Period is considered to be, weekdays, from 4:15pm – 5:45pm. It should be noted, that the I-25 Managed Lane traffic reflects traffic counts from a single gantry and US 36 Managed Lane counts reflect fourteen gantries, seven gantries in each direction. Therefore, US 36 data will indicate far greater traffic counts that are not comparative to those of I-25.

The following charts depict the distribution of traffic by type (Figure 1) and the daily traffic counts (Figure 2) and for the month.

| Traffic Summary (US 36) | | | | | | |
|---------------------------------------|---------|--------|--------|------------------|---------|--------|
| | AVI | LPT | HOV | Non-Rev & Hybrid | Total | Hybrid |
| Total Monthly Traffic | 114,037 | 72,716 | 67,624 | 6,921 | 261,298 | - |
| Maximum Weekday Traffic | 6,460 | 3,958 | 3,387 | 355 | 13,707 | - |
| Average Weekday Traffic | 4,474 | 2,755 | 2,198 | 265 | 9,692 | - |
| Average Hourly AM Peak Traffic | 332 | 179 | 130 | 27 | 668 | N/A |
| Average Hourly PM Peak Traffic | 518 | 305 | 255 | 26 | 1,104 | N/A |

| Traffic Summary (I-25C) | | | | | | |
|--------------------------------|--------|--------|--------|------------------|--------|--------|
| | AVI | LPT | HOV | Non-Rev & Hybrid | Total | Hybrid |
| Total Monthly Traffic | 29,022 | 23,501 | 17,316 | 2,628 | 72,467 | - |
| Maximum Weekday Traffic | 1,994 | 1,785 | 889 | 128 | 4,727 | - |
| Average Weekday Traffic | 1,222 | 988 | 657 | 105 | 2,867 | - |
| Average Hourly AM Peak Traffic | 108 | 100 | 69 | 9 | 277 | N/A |
| Average Hourly PM Peak Traffic | 137 | 105 | 84 | 10 | 326 | N/A |

Table 1 – Monthly Traffic Summaries

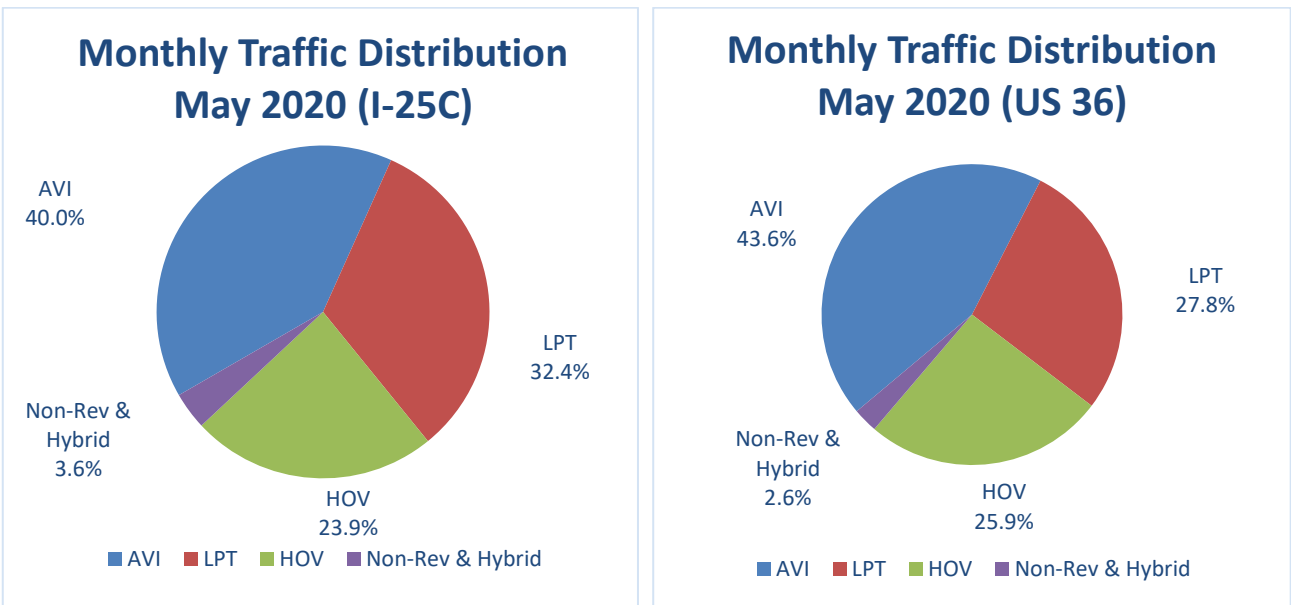
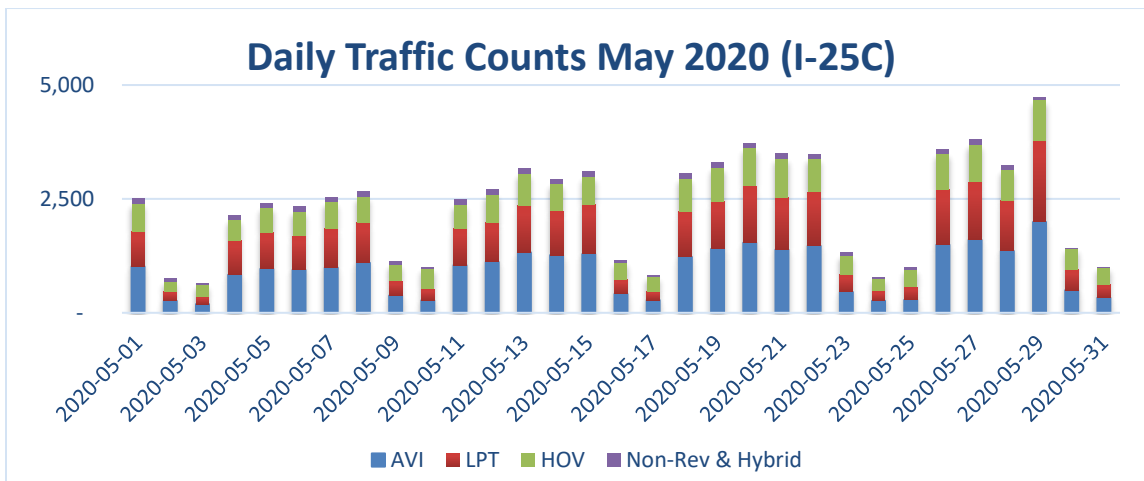


Figure 1 – Monthly Traffic Distribution



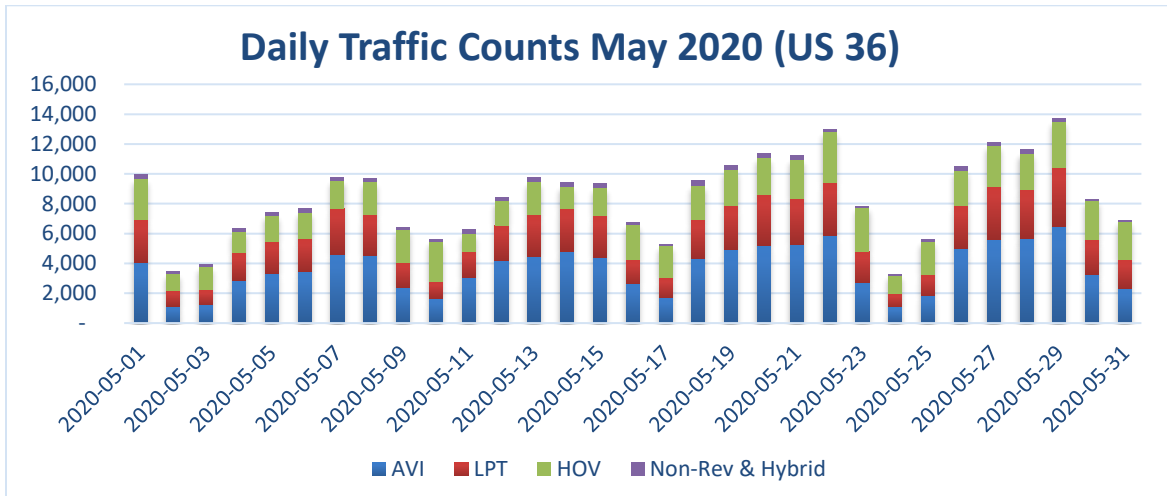


Figure 2 – Daily Traffic Counts

2.0 REVENUES

During the month of May 2020, PRD collected \$208,293 and \$183,508 from users of the I-25 Central and US36 Managed Lanes, respectively. For purposes of this report, revenues are recognized at the time of collection, which is typically sometime after they have been incurred for those customers who are billed based on their license plate. For example, if a single-occupant vehicle uses the lanes in October but pays in January, the associated revenue is attributed to January.

3.0 OPERATIONAL INCIDENTS, ISSUES, AND CLOSURES

The project had numerous routine debris removals, lighting incidents, guardrail incidents, sign incidents, and graffiti control during the month. The routine lighting, guardrail, roadway markings and sign incidents are all planned for repair within the allowable response period and several previously identified lighting incidents were repaired. All incidents were responded to and rectified within the allowable timeframes.

| Date | Start | Stop | Duration |
|---------------------------------|-------|-------|--|
| July 5, 2019 | 15:42 | 16:27 | 0:45 |
| July 9, 2019 | 17:30 | 18:15 | 0:45 |
| July 10, 2019 | 13:35 | 14:32 | 0:57 |
| July 12, 2019 - October 4, 2019 | 19:15 | 05:00 | 2,145:45 (89 Days 9 Hours and 45 Minutes) |
| July 25, 2019 | 08:57 | 10:10 | 1:13 |

| | | | |
|--------------------|-------|-------|------|
| August 1, 2019 | 15:42 | 16:55 | 1:13 |
| August 12, 2019 | 08:02 | 08:54 | 0:52 |
| August 12, 2019 | 18:36 | 19:01 | 0:25 |
| August 15, 2019 | 15:46 | 16:17 | 0:31 |
| August 16, 2019 | 05:46 | 07:36 | 1:50 |
| August 23, 2019 | 08:22 | 09:21 | 0:59 |
| August 26, 2019 | 15:50 | 16:32 | 0:42 |
| September 3, 2019 | 07:46 | 08:17 | 0:32 |
| September 13, 2019 | 15:48 | 16:30 | 0:42 |
| September 16, 2019 | 12:50 | 13:27 | 0:37 |
| October 3, 2019 | 06:48 | 07:21 | 0:33 |
| October 4, 2019 | 07:40 | 08:14 | 0:34 |
| October 10, 2019 | 10:00 | 11:48 | 1:48 |
| October 10, 2019 | 10:33 | 11:18 | 0:45 |
| October 15, 2019 | 09:06 | 09:43 | 0:37 |
| October 21, 2019 | 16:03 | 17:39 | 1:36 |
| October 21, 2019 | 16:46 | 18:14 | 1:28 |
| October 28, 2019 | 06:00 | 06:45 | 0:45 |
| October 30, 2019 | 09:41 | 10:25 | 0:44 |
| October 31, 2019 | 16:03 | 17:39 | 1:36 |
| November 4, 2019 | 18:32 | 19:27 | 0:55 |
| November 6, 2019 | 07:19 | 08:00 | 0:41 |
| November 22, 2019 | 05:35 | 06:43 | 1:08 |
| November 22, 2019 | 17:41 | 18:50 | 1:09 |
| November 26, 2019 | 12:35 | 15:48 | 3:13 |
| December 4, 2019 | 18:26 | 19:24 | 0:58 |
| December 11, 2019 | 18:41 | 19:26 | 0:45 |
| December 12, 2019 | 11:45 | 12:23 | 0:38 |
| December 12, 2019 | 14:31 | 15:55 | 1:24 |
| December 16, 2019 | 15:52 | 17:20 | 1:28 |
| December 16, 2019 | 18:26 | 19:23 | 0:57 |
| December 17, 2019 | 15:56 | 16:21 | 0:25 |
| December 17, 2019 | 18:06 | 19:06 | 1:00 |
| December 18, 2019 | 18:25 | 19:13 | 0:48 |

| | | | |
|---|-------|-------|-------------------------------|
| January 6, 2020 | 17:52 | 18:45 | 0:53 |
| January 14, 2020 | 09:23 | 09:56 | 0:33 |
| January 15, 2020 | 07:41 | 09:14 | 1:33 |
| January 16, 2020 | 18:10 | 18:48 | 0:38 |
| January 23, 2020 | 17:22 | 17:52 | 0:30 |
| January 27, 2020 | 18:24 | 20:00 | 1:36 |
| January 31, 2020 | 15:33 | 17:22 | 1:49 |
| February 4, 2020 | 06:23 | 07:37 | 1:14 |
| February 4, 2020 | 07:37 | 08:25 | 0:48 |
| February 7, 2020 | 17:15 | 17:43 | 0:28 |
| February 10, 2020 | 09:30 | 10:15 | 0:45 |
| February 26, 2020 | 18:40 | 20:30 | 1:50 |
| March 4, 2020 | 15:00 | 15:35 | 0:35 |
| March 9, 2020 | 12:04 | 13:25 | 1:21 |
| March 19, 2020 | 09:50 | 11:12 | 1:22 |
| April 20, 2020 | 05:35 | 06:40 | 1:05 |
| Total | | | 2,200 hours 43 minutes |
| Remaining Closure Hours Available (Ref: CA 29.7) | | | 0 hours 0 minutes |

Table 2 – Managed Lanes Closures to Date

The table below provides a listing of ETCS items recorded this month, consistent with Appendix 6-2 of Schedule 6.

| Element ID | Cat | Element | Performance Item | PRD Notified | Contractual Cure Period | Cure Achieved |
|------------|-----|---------|------------------|--------------|-------------------------|---------------|
| None | | | | | | |

Table 3 – ETCS Issues per CA Schedule 6 Appendix 6-2

The table below provides a status of all Noncompliance categories in accordance with paragraph 1.2 of Schedule 10.

| Non-compliance Location | Nature | Cause | Cure Date | Uncured Non-compliance Point | Unexpired Non-compliance Point | 365 Day Expiration Date | 1095 Day Expiration Date |
|-------------------------|--------|-------|-----------|------------------------------|--------------------------------|-------------------------|--------------------------|
| None | | | | | | | |

Table 4 – Status of Noncompliance Categories

4.0 MEAN TIME BETWEEN FAILURE (MTBF) AND MEAN TIME TO REPAIR (MTTR)

Mean Time Between Failure (MTBF) and Mean Time To Repair (MTTR) data is provided in the table below. Only Maintained Elements that were repaired during the reporting period and had a failure type breakdown are listed in the table. We consider a breakdown to be a failure when the element cannot be used for its intended purpose until repaired.

| Maintained Element | Mean Time Between Failure (MTBF) (Hours) | Mean Time To Repair (MTTR) (Hours) |
|--------------------|--|------------------------------------|
| None | N/A | N/A |

Table 5 – Mean Time Between Failure & Mean Time To Repair

5.0 HYBRID UTILIZATION

| Total Hybrid Trips | |
|--------------------|---|
| I-25 Central | 0 |
| US 36 | 0 |

Table 6 – Hybrid Utilization

Fuel-efficient “Hybrid” vehicles are permitted to access the Express Lanes free of charge, regardless of occupant numbers, provided that they have obtained a permit from CDOT, obtained a Hybrid transponder from E-470, and display an E-470 Hybrid decal on the vehicle’s windshield.

OPERATIONS AND
MAINTENANCE
MONTHLY REPORT
MAY 2020

US 36 and I-25 Express
Lanes Project

Prepared for:

Plenary Roads Denver, LLC
1700 Lincoln Street, Suite 3000
Denver, CO 80203

Attention: Mr. Christian Guevara, PE




Prepared By:

Ferrovial Services
10525 West 120th Avenue
Broomfield, CO 80021
United States of America

Justin Doles, PE
Project Manager

OPERATIONS AND MAINTENANCE – MONTHLY REPORT MAY 2020 US 36 and I-25 Express Lanes Project

| Revision | Date | Approved |
|----------|------------|---|
| Rev. 0 | 06/07/2020 |  |
| | | |

This report titled *Operations and Maintenance Monthly Report, May 2020* has been prepared by Ferrovial Services for the exclusive use of Plenary Roads Denver, LLC (PRD). No other party is an intended beneficiary of this report or the information, opinions, and conclusions contained herein. Any use by any party other than PRD of any of the information, opinions, or conclusions is the sole responsibility of said party. The use of this report shall be at the sole risk of the user regardless of any fault or negligence of PRD or Ferrovial Services.

The information and analyses contained herein have been completed to a level of detail commensurate with the objectives of the assignment and in light of the information made available to Ferrovial Services at the time of preparation. This report and its supporting documentation have been reviewed and/or checked for conformance with industry-accepted norms. To the best of the information and belief of Ferrovial Services, the information presented in this report is accurate to within the limitations specified herein.

This report is Ferrovial Services pdf file: OM Monthly Report May 2020.pdf. Any reproductions or modifications of this report are uncontrolled and may not be the most recent revision.

The O&M Monthly Report contains all relevant information for the month of May 2020. Ferrovial Services continues ongoing and preventive maintenance activities for the I-25 and US36 Managed Lanes Project.

Ferrovial Services Commitment to Safety

Ferrovial Services conducted weekly toolbox talk meetings during the month. The purpose of the toolbox talks is to cover important safety items that relate to the project such as near misses, “better ways” as to how safety is conducted for the Project, and discussion on safety procedures for maintenance activities. In addition to the toolbox talks, Ferrovial Services conducts a weekly progress meeting. This is a forum for feedback from staff on Operations, Incident Response, and Maintenance activities.

Toolbox Talks this month included:

- Workplace Violence
- Dehydration and Hot Weather
- Fall Protection
- Buried Utilities

A. Summary of the Planned Maintenance Activities for the Upcoming Month – June 2020

Ferrovial Services has identified the upcoming planned maintenance activities as described in Table 1.7.1.3 of The Maintenance Management Plan. These activities include preventative and routine maintenance in order to successfully operate and maintain the Project. A listing of the planned maintenance activities for the month of June 2020 is included below.

FIG. A-1 Planned Maintenance Activities for June 2020

X – Indicates the day the task is planned.

| Performance Standard Identification Number (Table 6.1) | Work Activity-Description | Frequency | Jun-20 | | | | | | | | | | | | | | | | | | | | | | | | | | | | | |
|--|---|-----------|--------|---|---|---|---|---|---|---|---|----|----|----|----|----|----|----|----|----|----|----|----|----|----|----|----|----|----|----|----|----|
| | | | 1 | 2 | 3 | 4 | 5 | 6 | 7 | 8 | 9 | 10 | 11 | 12 | 13 | 14 | 15 | 16 | 17 | 18 | 19 | 20 | 21 | 22 | 23 | 24 | 25 | 26 | 27 | 28 | 29 | 30 |
| | | | M | T | W | T | F | S | S | M | T | W | T | F | S | S | M | T | W | T | F | S | S | M | T | W | T | F | S | S | M | T |
| ML-1 | MAINTENANCE PATROL | Daily | X | X | X | X | X | | | X | X | X | X | X | | X | X | X | X | X | | | X | X | X | X | X | | | X | X | |
| ML-1 | FLEXIBLE PAVEMENT OBSERVATION / REPAIR | F-52 | | | | | | | | | | | | | | | | | | | | | | | | | | | | | | |
| ML-1 | RIGID PAVEMENT OBSERVATION / REPAIR | F-52 | X | | | | | | | X | | | | | | X | | | | | | | X | | | | | | | | X | |
| ML-10 | CRACK SEALING | F-1 | | | | | | | | | | | | | | | | | | | | X | X | X | X | | | | | | | |
| ML-4 | DELINEATORS & MARKERS OBSERVE / CLEAN / | F-12 | | | | X | | | | | | X | | | | | | | | | | | | | | X | | | | | | |
| ML-2 | DRAINAGE STRUCTURE (INLET) INSPECTION | F-1 | | X | | | | | | | | | | | | | | | | | | | | | | | | | | | | |
| ML-2 | DRAINAGE (INLET) OBSERVE/ CLEAN / | F-12 | | X | | | | | | | | | | | | | | | | | | | | | | | | | | | | |
| ML-2 | DRAINAGE (PIPE/CULVERT) OBSERVE | F-12 | | X | | | | | | | | | | | | | | | | | | | | | | | | | | | | |
| ML-6 | SIGN OBSERVATION / REPAIR | F-52 | X | | | | | | | X | | | | | | X | | | | | | | X | | | | | | | X | | |
| ML-8 | STREET LIGHTING OBSERVATION /REPAIR | F-52 | X | X | X | X | | | | | | | | | | | | | | | | | | | | | | | | | | |
| ML-8 | ELECTRICAL SUPPLY INSPECTION / REPAIR | F-12 | | | | | | | | | | | | | | | X | | | | | | | | | | | | | | | |
| ML-8 | ACCESS PANEL OBSERVATION / REPAIR | F-12 | | | | | | | | | | | | | | | X | | | | | | | | | | | | | | | |
| ML-10 | HERBICIDE & WEED CONTROL MAINTENANCE | F-52 | | | | X | | | | | | X | | | | | | | | | X | | | | | | X | | | | | |
| ML-12 | GRAFFITI OBSERVATION / REMOVAL | F-52 | X | X | | | | | | X | | | | | | X | | | | | | | X | | | | | | | X | | |
| ML-14 | MECHANICAL ROAD SWEEPING | F-12 | | | | | | | | | | | | | | X | X | X | X | | | | | | | | | | | | | |
| ML-14 | LITTER OBSERVATION / REMOVAL | Daily | X | X | X | X | X | | | X | X | X | X | X | | X | X | X | X | X | | | X | X | X | X | X | | | X | X | |
| ML-15 | NODE BUILDING 2 MAINTENANCE | F-1 | | | | | | | | | | | | | | | | | | | | | | | | | | | | | | |
| ML-15 | SAND STORAGE DOME MAINTENANCE | F-1 | | | | | | | | | | | | | | | | | | | | | | | | | | | | | | |
| ML-15 | LIQUID STORAGE FACILITY MAINTENANCE | F-1 | | | | | | | | | | | | | | | | | | | | | | | | | | | | | | |
| | REVERSIBLE LANE OPERATIONS | Daily | X | X | X | X | X | | | X | X | X | X | X | | X | X | X | X | X | | | X | X | X | X | X | | | X | X | |

Frequency of Activity:

Daily – Daily Activity


F-4 – Quarterly Activity

F-52 – Weekly Activity

F-2 – Semi-Annual Activity

F-12 – Monthly Activity

F-1 – Annual Activity



B. Summary of Performed and Completed Maintenance Activities

Fig. B-1 Performed and Complete Maintenance Activities for May 2020

X Indicates the day of the month that the task was completed.

| Performance Standard Identification Number (Table 6.1) | Work Activity-Description | Frequency | May-20 | | | | | | | | | | | | | | | | | | | | | | | | | | | | | | |
|--|---|-----------|--------|---|---|---|---|---|---|---|---|----|----|----|----|----|----|----|----|----|----|----|----|----|----|----|----|----|----|----|----|----|----|
| | | | 1 | 2 | 3 | 4 | 5 | 6 | 7 | 8 | 9 | 10 | 11 | 12 | 13 | 14 | 15 | 16 | 17 | 18 | 19 | 20 | 21 | 22 | 23 | 24 | 25 | 26 | 27 | 28 | 29 | 30 | 31 |
| | | | F | S | S | M | T | W | T | F | S | S | M | T | W | T | F | S | S | M | T | W | T | F | S | S | M | T | W | T | F | S | S |
| ML-1 | MAINTENANCE PATROL | Daily | X | | | X | X | X | X | X | | | X | X | X | X | X | | | X | X | X | X | X | | | | X | X | X | X | | |
| ML-1 | FLEXIBLE PAVEMENT OBSERVATION / REPAIR | F-52 | | | | X | | | | | | X | | | | | | | X | | | | | | | | | X | | | | | |
| ML-1 | RIGID PAVEMENT OBSERVATION / REPAIR | F-52 | | | | X | | | | | | X | | | | | | | X | | | | | | | | | X | | | | | |
| ML-10 | CRACK SEALING | F-1 | | | | | | | | | | | | | | | | | | | | | | | | | | X | X | X | X | | |
| ML-4 | DELINEATORS & MARKERS OBSERVE / CLEAN / | F-12 | | | | | | | X | | | | | | X | | | | | | | | X | | | | | | X | | | | |
| ML-2 | DRAINAGE STRUCTURE (INLET) INSPECTION | F-1 | | | | | | X | | | | | X | | | | | | | | | | | | | | | | | | | | |
| ML-2 | DRAINAGE (INLET) OBSERVE/ CLEAN / | F-12 | | | | X | X | X | X | X | | X | X | X | X | X | | | X | X | X | X | X | | | | | X | | | | | |
| ML-2 | DRAINAGE (PIPE/CULVERT) OBSERVE | F-12 | | | | X | X | X | X | X | | X | X | X | X | X | | | X | X | X | X | X | | | | | X | | | | | |
| ML-6 | SIGN OBSERVATION / REPAIR | F-52 | | | | X | | | | | | X | | | | | | | X | | | | | | | | | X | | | | | |
| ML-8 | STREET LIGHTING OBSERVATION /REPAIR | F-52 | | | | X | | | | | | X | | | | | | | X | | | | | | | | | X | | | | | |
| ML-8 | ELECTRICAL SUPPLY INSPECTION / REPAIR | F-12 | | | | | | | X | | | | | | | | | | | | | | | | | | | | | | | | |
| ML-8 | ACCESS PANEL OBSERVATION / REPAIR | F-12 | | | | | | | X | | | | | | | | | | | | | | | | | | | | | | | | |
| ML-10 | HERBICIDE & WEED CONTROL MAINTENANCE | F-52 | X | | | | | | X | X | | | | | | X | | | | | | | X | X | | | | | X | X | | | |
| ML-12 | GRAFFITI OBSERVATION / REMOVAL | F-52 | | | | X | | | | | | X | | | | | | | X | | | | | | | | X | | | | | | |
| ML-14 | MECHANICAL ROAD SWEEPING | F-12 | | | | | | | | | | | | | | | | | X | X | X | X | X | | | | | | | | | | |
| ML-14 | LITTER OBSERVATION / REMOVAL | Daily | | | | X | X | X | X | X | | X | X | X | X | X | | | X | X | X | X | X | | | | X | X | X | X | X | | |
| ML-15 | NODE BUILDING 2 MAINTENANCE | F-1 | | | | | | | | | | | | | | X | | | | | | | | | | | | | | | | | |
| ML-15 | SAND STORAGE DOME MAINTENANCE | F-1 | | | | | | | | | | | | | | X | | | | | | | | | | | | | | | | | |
| ML-15 | LIQUID STORAGE FACILITY MAINTENANCE | F-1 | | | | | | | | | | | | | | X | | | | | | | | | | | | | | | | | |
| ML-15 | REVERSIBLE LANE OPERATIONS | Daily | | | | X | X | X | X | X | | X | X | X | X | X | | | X | X | X | X | X | | | | X | X | X | X | X | | |



Fig. B-2 Work Accomplished This Month

| Activity | Actual Work |
|--|--------------------|
| 103.00 Inspection and Patrol (HR) | 10 |
| 152.00 Flex Patch /Minor Repairs (SY) | 105 |
| 152.10 Rigid Pavement Patch (SY) | 123 |
| 156.10 Crack Seal Rigid Pavement (GAL) | 1.5 |
| 202.00 Drain Str Maint (EA) | 48 |
| 216.00 Fence Maint (LF) | 110 |
| 218.00 Litter Removal (CY) | 30.3 |
| 218.99 Debris in Roadway (CY) | 6 |
| 218.98 Graffiti Removal (SF) | 560 |
| 220.00 Sweeping Machine (MI) | 78.4 |
| 256.00 Veg Control Pesticd (ACR) | 17 |
| 302.00 Sign Single Post Maint (EA) | 4 |
| 304.00 Delineator Maint (EA) | 67 |
| 314.00 Reversible Lane Operations (HR) | 281 |
| 314.99 Traffic Gate Maint (EA) | 2 |
| 316.00 Attenuator Maint (EA) | 4 |
| 329.00 Courtesy Assist (HR) | 409.5 |
| 364.00 Structure Expn Joint Maint (FT) | 2703 |

C. Summary of Planned Maintenance that was Not Completed for the Month

Ferrovial Services completed all scheduled maintenance activities for the period of May. Frequencies and/or actual date of the month of some activities may have been adjusted based on actual conditions.

D. Summary of the Maintenance Activities and Results Performed for the Month Beyond Planned Maintenance

A summary of unplanned maintenance activities provided below:

Snow and Ice Control: None

Courtesy Patrol: None

Hazardous Materials Incidents: None

E. Operating Contractor’s Incident Response Logs Related to Maintenance Activities

This section provides a summary of Ferrovial Services performance related to the Performance and Measurement Criteria listed in Appendix 6-1.1 of the Operating Contract.

The table below provides a listing of items recorded this month:

| Element Category | Description | Location | Notified | Response to Defects | | |
|------------------|-------------------------------------|-------------|-----------------------|---|------------------|--|
| | | | | Category 1 | | Category 2 |
| | | | | Hazard Mitigation | Permanent Remedy | Permanent Repair |
| ML8.1 | Lighting (South Out) | MP 56.10 | 2/5/2020 22:00:00 | N/A | N/A | Reqd: 6 Months Resp: -- Actual: In Progress |
| ML8.1 | Lighting (East Out) | MP 214.80 | 2/5/2020 22:10:00 | N/A | N/A | Reqd: 6 Months Resp: -- Actual: In Progress |
| ML8.1 | Lighting (East Out) | MP 56.10 | 2/5/2020 22:12:00 | N/A | N/A | Reqd: 6 Months Resp: -- Actual: In Progress |
| ML8.1 | Lighting (East Out) | MP 55.90 | 2/5/2020 22:15:00 | N/A | N/A | Reqd: 6 Months Resp: -- Actual: In Progress |
| ML8.1 | Lighting (East Out) | MP 55.70 | 2/5/2020 22:16:00 | N/A | N/A | Reqd: 6 Months Resp: -- Actual: In Progress |
| ML8.1 | Lighting (West Out) | MP 56.40 | 2/5/2020 22:18:00 | N/A | N/A | Reqd: 6 Months Resp: -- Actual: In Progress |
| ML8.1 | Lighting (All Out) | MP 214.70 | 2/5/2020 22:20:00 | N/A | N/A | Reqd: 6 Months Resp: -- Actual: In Progress |
| ML8.1 | Lighting (All Out) | MP 215.50 | 2/5/2020 22:22:00 | N/A | N/A | Reqd: 6 Months Resp: -- Actual: In Progress |
| ML8.1 | Lighting (South Out) | MP 56.70 | 2/5/2020 22:25:00 | N/A | N/A | Reqd: 6 Months Resp: -- Actual: In Progress |
| ML8.1 | Lighting (All Out) | MP 215.00 | 2/5/2020 22:30:00 | N/A | N/A | Reqd: 6 Months Resp: -- Actual: In Progress |
| GP6.1 | Sign (Impact Damage) | MP 39.80 WB | 4/11/2020 15:21:00 | N/A | N/A | Reqd: 6 Months Resp: -- Actual: In Progress |
| ML6.1 | Access Panel (Missing Access Panel) | MP 0.52 WB | 4/28/2020 22:24:00 | N/A | N/A | Reqd: 6 Months Resp: 5/28/2020 12:00 Actual: 0.98 Months |
| GP6.1 | Sign (Fallen Sign) | MP 52.20 EB | 5/1/2020 10:20:00 | N/A | N/A | Reqd: 6 Months Resp: 5/1/2020 11:00 Actual: 0.01 Months |
| GP1.1 | Debris (Removed Boxes From Lanes) | MP 48.00 WB | 5/1/2020 08:30:00 | Reqd: 1 Hours Resp: 5/1/2020 09:00 Actual: 0.50 Hours | N/A | N/A |
| GP13.1 | Incident Response | MP 52.6 WB | 5/3/2020 18:10:00 | Reqd: 1 Hours Resp: 5/3/2020 18:50 Actual: 0.66 Hours | N/A | N/A |
| GP1.1 | Debris (Removed Ladder From Lanes) | MP 45.00 EB | 5/3/2020 16:45:00 | Reqd: 1 Hours Resp: 5/3/2020 17:30 Actual: 0.75 Hours | N/A | N/A |
| GP1.1 | Debris (Removed Boxes From Lanes) | MP 40.40 WB | 5/5/2020 12:55:00 | Reqd: 1 Hours Resp: 5/5/2020 13:27 Actual: 0.53 Hours | N/A | N/A |
| GP1.1 | Debris (Removed Cone From Lanes) | MP 54.10 EB | 5/5/2020 11:55:00 | Reqd: 1 Hours Resp: 5/5/2020 12:10 Actual: 0.24 Hours | N/A | N/A |

| Element Category | Description | Location | Notified | Response to Defects | | |
|------------------|--|-------------|-----------------------|--|---|--|
| | | | | Category 1 | | Category 2 |
| | | | | Hazard Mitigation | Permanent Remedy | Permanent Repair |
| GP1.1 | Debris (Removed Debris From Lanes) | MP 52.80 EB | 5/6/2020 10:36:00 | Reqd: 1 Hours Resp'd: 5/6/2020 11:22 Actual: 0.76 Hours | N/A | N/A |
| GP9.1 | Fence (Damaged Fence) | MP 55.90 WB | 5/6/2020 15:26:00 | N/A | N/A | Reqd: 6 Months Resp'd: 5/19/2020 14:30 Actual: 0.43 Months |
| GP1.1 | Debris (Removed Debris From Lanes) | MP 48.00 EB | 5/7/2020 12:09:00 | Reqd: 1 Hours Resp'd: 5/7/2020 13:00 Actual: 0.84 Hours | N/A | N/A |
| GP12.1 | Graffiti (Removed Graffiti) | MP 37.55 WB | 5/7/2020 15:57:00 | N/A | Reqd: 10 Days Resp'd: 5/7/2020 18:00 Actual: 0.08 Days | N/A |
| GP12.1 | Graffiti (Removed Graffiti) | MP 37.75 WB | 5/7/2020 15:55:00 | N/A | Reqd: 10 Days Resp'd: 5/7/2020 17:51 Actual: 0.08 Days | N/A |
| GP5.2 | Attenuator (Impact Damage) | MP 37.40 WB | 5/7/2020 15:30:00 | N/A | N/A | Reqd: 6 Months Resp'd: 5/11/2020 21:00 Actual: 0.14 Months |
| GP1.1 | Debris (Removed Debris From Lanes) | MP 48.00 EB | 5/7/2020 12:09:00 | Reqd: 1 Hours Resp'd: 5/7/2020 13:00 Actual: 0.84 Hours | N/A | N/A |
| GP12.1 | Graffiti (Removed Graffiti) | MP 57.00 WB | 5/14/2020 14:39:00 | N/A | Reqd: 10 Days Resp'd: 5/15/2020 01:09 Actual: 0.43 Days | N/A |
| GP6.1 | Sign (Impact Damage) | MP 38.00 EB | 5/18/2020 17:23:00 | N/A | N/A | Reqd: 6 Months Resp'd: 5/18/2020 21:14 Actual: 0.01 Months |
| GP9.1 | Fence (Damaged Fence) | MP 41.00 WB | 5/20/2020 00:02:00 | N/A | N/A | Reqd: 6 Months Resp'd: 5/20/2020 00:21 Actual: 0.01 Months |
| GP6.1 | Sign (Impact Damage) | MP 55.90 WB | 5/21/2020 01:36:00 | N/A | N/A | Reqd: 6 Months Resp'd: -- Actual: In Progress |
| GP1.2 | Pavement (Pavement Repair) | MP 39.90 WB | 5/26/2020 13:06:00 | N/A | N/A | Reqd: 6 Months Resp'd: -- Actual: In Progress |
| GP3.5 | Wall (Sealant and Patch) | MP 46.20 EB | 5/26/2020 13:34:00 | N/A | N/A | Reqd: 6 Months Resp'd: -- Actual: In Progress |
| GP1.8 | Shoulder (Shoulder Repair) | MP 41.40 EB | 5/26/2020 13:16:00 | N/A | N/A | Reqd: 6 Months Resp'd: -- Actual: In Progress |
| GP1.2 | Pavement (Pavement Repair) | MP 39.90 EB | 5/26/2020 13:27:00 | N/A | N/A | Reqd: 6 Months Resp'd: -- Actual: In Progress |
| GP1.1 | Debris (Removed Plywood From Lanes) | MP 54.80 WB | 5/27/2020 07:55:00 | Reqd: 1 Hours Resp'd: 5/27/2020 08:30 Actual: 0.58 Hours | N/A | N/A |
| GP6.1 | Sign (Missing Sign) | MP 56.00 WB | 5/28/2020 16:25:00 | N/A | N/A | Reqd: 6 Months Resp'd: 5/28/2020 21:10 Actual: 0.01 Months |
| GP12.1 | Graffiti (Removed Graffiti) | MP 53.90 WB | 5/28/2020 16:44:00 | N/A | Reqd: 10 Days Resp'd: 5/28/2020 22:41 Actual: 0.24 Days | N/A |
| GP1.1 | Debris (Removed Debris From Lanes) | MP 48.00 WB | 5/28/2020 15:14:00 | Reqd: 1 Hours Resp'd: 5/28/2020 15:31 Actual: 0.28 Hours | N/A | N/A |
| GP1.1 | Debris (Removed Bag From Lanes) | MP 48.00 WB | 5/28/2020 12:23:00 | Reqd: 1 Hours Resp'd: 5/28/2020 12:36 Actual: 0.21 Hours | N/A | N/A |

All items were completed within the required response time. Items that are *In Progress* are still within the allowed response time.

F. Detailed Results of All Inspections, Assessments, and Testing Activities

During this reporting period there were no special inspections, assessments, or testing results outside normal operating condition.

G. Monthly Toll System Performance Reports

Toll system operated within proposed parameters per Ferrovial Services observations.

H. Preventative Maintenance Plan and Progress

Preventative Maintenance work is contingent on Initial Works Package implementation.

I, J. Mean Time between Failure (MTBF), Mean Time To Repair (MTTR)

No Maintained Elements experienced a failure type breakdown this month. Ferrovial Services considers a breakdown to be a failure when the element cannot be used for its intended purpose until repaired.