

March 2023

Monthly Operations Report



Table of Contents

1.0	Volumes and Lane Usage	3
2.0	Revenues	5
3.0	Operational Incidents, Issues, and Closures	5
4.0	Mean Time Between Failure (MTBF) and Mean Time to repair (MTTR)	8

TABLES

Table 1 – Monthly Traffic Summaries	4
Table 2 – Managed Lanes Closures to Date	8
Table 3 – ETCS Issues per CA Schedule 6 Appendix 6-2	8
Table 4 - Status of Noncompliance Categories	7
Table 5 – Mean Time Between Failure & Mean Time To Repair	9

FIGURES

Figure 1 – Monthly Traffic Distribution	4
Figure 2 – Daily Traffic Counts	5

INTRODUCTION

Pursuant to Schedule 6, Section 1.8.2(a) of the Concession Agreement, Plenary Roads Denver (“PRD”) is required to submit a monthly report covering all essential statistics related to the Managed Lanes. The following data covers the month of March 2023. Operationally, March was a positive month. Several routine maintenance tasks were completed, there were minimal incidents to maintained elements, and traffic volumes were consistent with expectations.

1.0 VOLUMES AND LANE USAGE

Over the last several months as more commuters use the transponders for either ExpressToll™ (AVI) or HOV travel, License Plate (LPT) transactions have consistently decreased as a percentage of total traffic volume. The total monthly gantry traffic volume for March 2023 in the I-25 Central and US 36 Managed Lanes was 244,569 and 1,083,633 respectively.

The table below provides the monthly summary for each Managed Lanes roadway, along with a detailed breakdown of weekday volumes. For reference, the AM Peak Period is considered to be weekdays from 6:45 am – 8:45 am. The PM Peak Period is considered to be, weekdays, from 4:15pm – 5:45pm. It should be noted, that the I-25 Managed Lane traffic reflects traffic counts from a single gantry and US 36 Managed Lane counts reflect fourteen gantries, seven gantries in each direction. Therefore, US 36 data will indicate far greater traffic counts that are not comparative to those of I-25.

The following charts depict the distribution of traffic by type (Figure 1) and the daily traffic counts (Figure 2) and for the month.

Traffic Summary (US-36)					
	AVI	LPT	HOV	Non-Rev	Total
Total Monthly Traffic	508,269	409,410	163,220	2,734	1,083,633
Maximum Weekday Traffic	25,423	19,560	6,782	325	51,529
Average Weekday Traffic	19,988	15,703	5,392	113	41,196
Average Hourly AM Peak Traffic	2,638	1,724	559	11	4,932
Average Hourly PM Peak Traffic	2,912	2,335	720	9	5,976

Traffic Summary (I-25C)					
	AVI	LPT	HOV	Non-Rev	Total
Total Monthly Traffic	56,564	144,421	43,194	390	244,569
Maximum Weekday Traffic	2,983	6,717	1,863	110	11,448
Average Weekday Traffic	2,269	5,765	1,547	17	9,581
Average Hourly AM Peak Traffic	320	847	204	2	1,371
Average Hourly PM Peak Traffic	290	644	188	2	1,122

Table 1 – Monthly Traffic Summaries

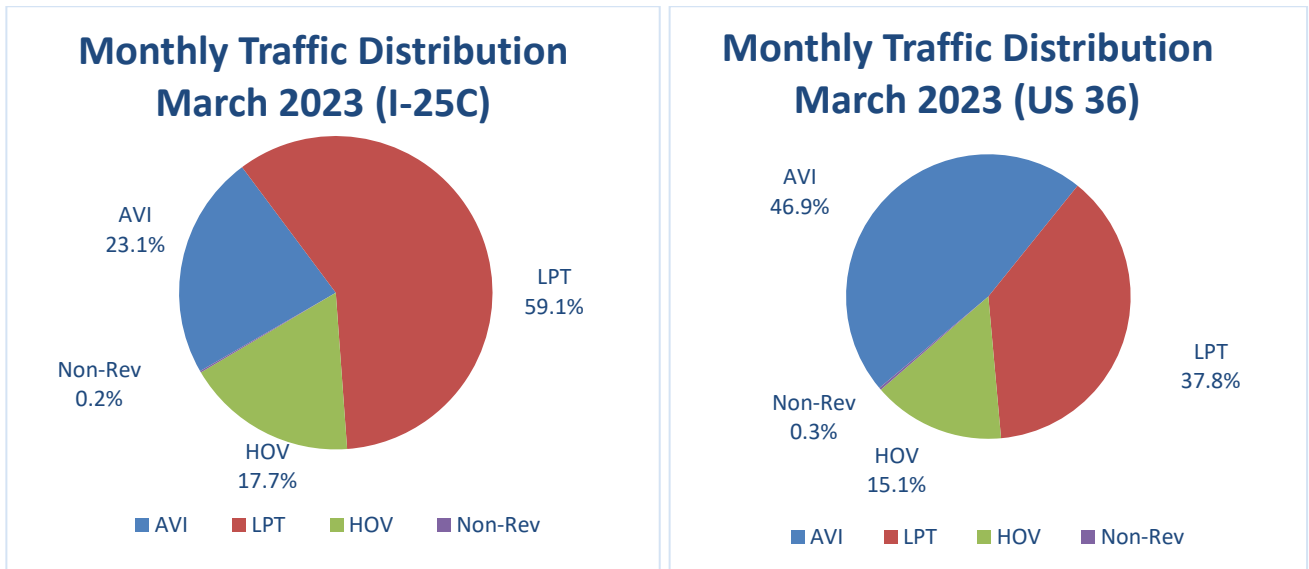
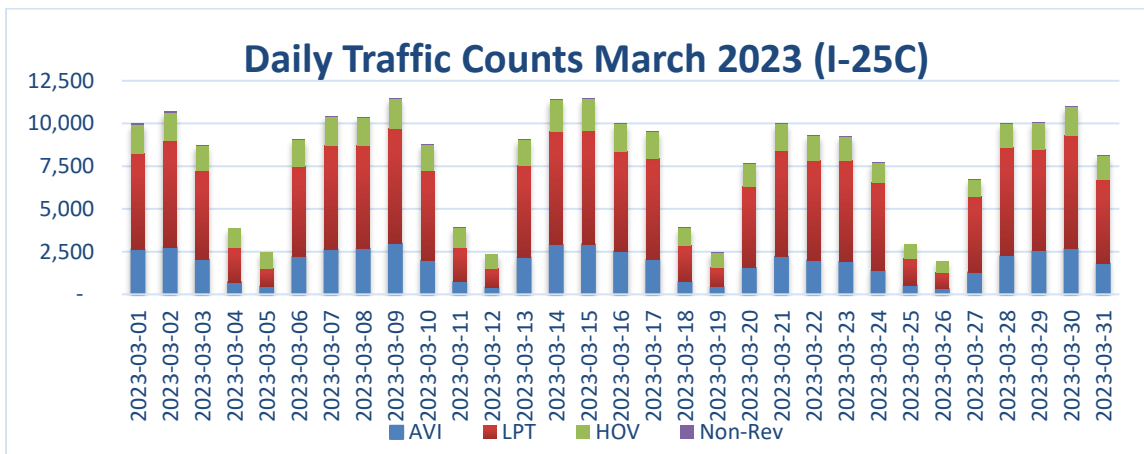


Figure 1 – Monthly Traffic Distribution



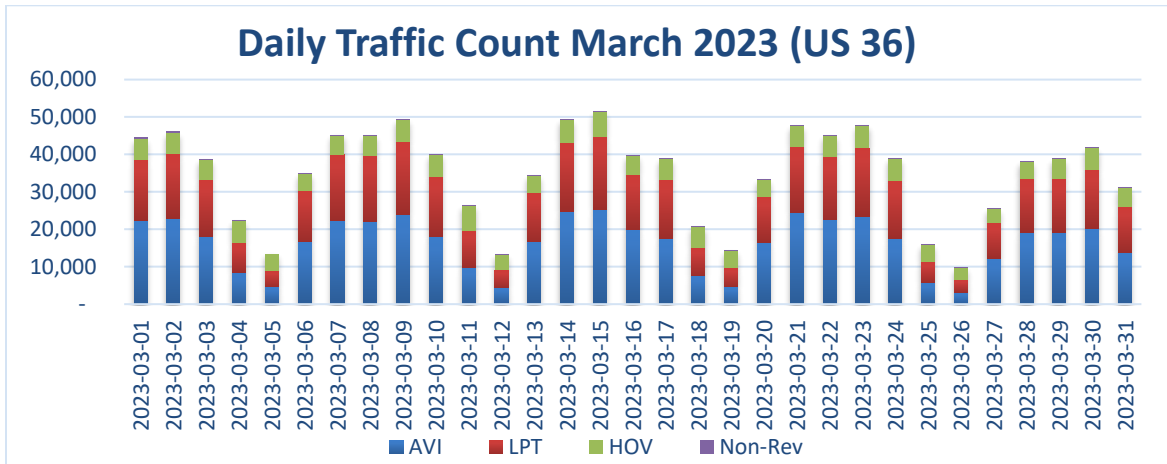


Figure 2 – Daily Traffic Counts

2.0 REVENUES

During the month of March 2023, PRD collected \$747,941 and \$842,336 from users of the I-25 Central and US36 Managed Lanes, respectively. For purposes of this report, revenues are recognized at the time of collection, which is typically sometime after they have been incurred for those customers who are billed based on their license plate. For example, if a single-occupant vehicle uses the lanes in October but pays in January, the associated revenue is attributed to January.

3.0 OPERATIONAL INCIDENTS, ISSUES, AND CLOSURES

The project had numerous routine debris removals, lighting incidents, guardrail incidents, sign incidents, and graffiti control during the month. The routine lighting, guardrail, roadway markings and sign incidents are all planned for repair within the allowable response period and several previously identified lighting incidents were repaired. All incidents were responded to and rectified within the allowable timeframes.

Date	Start	Stop	Duration
July 1, 2022	16:12	17:31	1:19
July 1, 2022	17:52	18:59	1:07
July 7, 2022	07:50	08:47	0:57
July 11, 2022	17:26	18:33	1:07
July 12, 2022	16:48	17:17	0:29
July 18, 2022	08:34	09:45	1:11



July 20, 2022	08:35	09:40	1:05
July 21, 2022	06:05	06:32	0:27
July 26, 2022	14:55	15:49	0:54
July 26, 2022	18:38	19:25	0:47
August 03, 2022	18:35	19:15	0:40
August 16, 2022	09:23	10:28	1:05
August 17, 2022	16:32	17:11	0:39
August 19, 2022	07:45	08:08	0:23
August 19, 2022	16:49	17:25	0:36
August 22, 2022	08:17	11:03	2:46
August 22, 2022	09:01	09:54	0:53
August 22, 2022	16:43	18:14	1:31
August 24, 2022	07:25	08:40	1:15
August 26, 2022	14:10	16:00	1:50
August 31, 2022	07:49	08:29	0:40
September 6, 2022	18:55	19:45	0:50
September 9, 2022	15:23	16:37	1:14
September 9, 2022	15:50	16:55	1:05
September 15, 2022	18:07	18:55	0:48
September 22, 2022	07:23	08:22	0:59
September 22, 2022	11:30	12:33	1:03
September 28, 2022	05:36	07:00	1:24
September 28, 2022	05:41	07:09	1:28
September 30, 2022	08:08	08:28	0:20
September 30, 2022	16:12	17:04	0:52
October 12, 2022	07:45	08:22	0:37
October 21, 2022	18:48	19:42	0:54
October 21, 2022	19:16	19:44	0:28
October 24, 2022	09:30	09:59	0:29
October 26, 2022	08:30	09:37	1:07
October 28, 2022	08:53	10:11	1:18
November 4, 2022	05:00	07:24	2:24
November 16, 2022	17:40	18:17	0:37
December 1, 2022	17:08	18:24	1:16

December 2, 2022	15:39	16:24	0:45
December 5, 2022	08:18	08:39	0:21
December 6, 2022	07:42	08:12	0:30
December 8, 2022	18:37	19:33	0:56
December 8, 2022	19:04	20:31	1:27
December 12, 2022	05:35	06:23	0:48
December 16, 2022	07:57	08:41	0:44
December 16, 2022	16:00	16:35	0:35
December 22, 2022	10:08	10:56	0:48
December 23, 2022	18:31	19:30	0:59
December 27, 2022	14:03	15:12	1:09
December 28, 2022	06:41	08:09	1:28
December 28, 2022	18:32	20:00	1:28
January 06, 2023	11:09	11:32	0:23
January 11, 2023	14:23	15:00	0:37
January 11, 2023	17:30	18:26	0:56
January 13, 2023	18:55	19:55	1:00
January 18, 2023	08:56	10:09	1:13
January 21, 2023	17:18	18:09	0:51
January 23, 2023	15:33	16:10	0:37
January 26, 2023	17:10	18:07	0:57
January 27, 2023	16:36	17:26	0:50
February 1, 2023	14:33	15:16	0:43
February 3, 2023	16:00	16:52	0:52
February 7, 2023	18:42	20:29	1:47
February 7, 2023	18:43	19:16	0:33
February 8, 2023	08:26	13:43	5:09
February 10, 2023	15:15	16:08	0:53
February 15, 2023	09:20	10:20	1:00
February 17, 2023	08:20	08:55	0:35
February 20, 2023	15:18	17:09	1:51
March 1, 2023	15:53	17:21	1:28
March 6, 2023	18:55	19:39	0:44
March 8, 2023	20:35	20:40	1:05

March 21, 2023	18:18	18:45	0:27
March 23, 2023	17:38	19:24	1:46
March 27, 2023	07:20	09:06	1:46
March 28, 2023	09:20	09:51	0:31
March 31, 2023	12:26	13:20	0:54
Total			82 hours 22 minutes
Remaining Closure Hours Available (Ref: CA 29.7)			0 hours 0 minutes

Table 2 – Managed Lanes Closures to Date

The table below provides a listing of ETCS items recorded this month, consistent with Appendix 6-2 of Schedule 6.

Element ID	Cat	Element	Performance Item	PRD Notified	Contractual Cure Period	Cure Achieved
None						

Table 3 – ETCS Issues per CA Schedule 6 Appendix 6-2

The table below provides a status of all Noncompliance categories in accordance with paragraph 1.2 of Schedule 10.

Non-compliance Location	Nature	Cause	Cure Date	Uncured Non-compliance Point	2Unexpired Non-compliance Point	365 Day Expiration Date	1095 Day Expiration Date
None					1		

Table 4 – Status of Noncompliance Categories

4.0 MEAN TIME BETWEEN FAILURE (MTBF) AND MEAN TIME TO REPAIR (MTTR)

Mean Time Between Failure (MTBF) and Mean Time To Repair (MTTR) data is provided in the table below. Only Maintained Elements that were repaired during the reporting period and had a failure type breakdown are listed in the table. We consider a breakdown to be a failure when the element cannot be used for its intended purpose until repaired.

Maintained Element	Mean Time Between Failure (MTBF) (Hours)	Mean Time To Repair (MTTR) (Hours)
--------------------	--	------------------------------------

None	N/A	N/A
------	-----	-----

Table 5 – Mean Time Between Failure & Mean Time To Repair


OPERATIONS AND
MAINTENANCE
MONTHLY REPORT
MARCH 2023

US 36 and I-25 Express
Lanes Project

Prepared for:

Plenary Roads Denver, LLC
1700 Lincoln Street, Suite 3000
Denver, CO 80203

Attention: Mr. Christian Guevara, PE



Prepared By:

Webber
10525 West 120th Avenue
Broomfield, CO 80021
United States of America

Nick Reinsvold
Project Manager


OPERATIONS AND MAINTENANCE – MONTHLY REPORT
 MARCH 2023
 US 36 and I-25 Express Lanes Project

Revision	Date	Approved
Rev. 0	4/18/2023	<i>Nick Reinsvold</i>

This report titled *Operations and Maintenance Monthly Report, March 2023* has been prepared by Webber for the exclusive use of Plenary Roads Denver, LLC (PRD). No other party is an intended beneficiary of this report or the information, opinions, and conclusions contained herein. Any use by any party other than PRD of any of the information, opinions, or conclusions is the sole responsibility of said party. The use of this report shall be at the sole risk of the user regardless of any fault or negligence of PRD or Webber.

The information and analyses contained herein have been completed to a level of detail commensurate with the objectives of the assignment and in light of the information made available to Webber at the time of preparation. This report and its supporting documentation have been reviewed and/or checked for conformance with industry-accepted norms. To the best of the information and belief of Webber, the information presented in this report is accurate to within the limitations specified herein.

This report is Webber pdf file: OM Monthly Report MAR 2023.pdf. Any reproductions or modifications of this report are uncontrolled and may not be the most recent revision.



The O&M Monthly Report contains all relevant information for the month. Webber continues ongoing and preventive maintenance activities for the I-25 and US36 Managed Lanes Project.

Webber Commitment to Safety

Webber conducted weekly toolbox talk meetings during the month. The purpose of the toolbox talks is to cover important safety items that relate to the project such as near misses, “better ways” as to how safety is conducted for the Project, and discussion on safety procedures for maintenance activities. In addition to the toolbox talks, Webber conducts a weekly progress meeting. This is a forum for feedback from staff on Operations, Incident Response, and Maintenance activities.

Toolbox Talks this month included:

- Step Up to Ladder Safety
- Fatigue Management
- Roll Away Equipment & Vehicles
- Hydration

A. Summary of the Planned Maintenance Activities for the Upcoming Month

Webber has identified the upcoming planned maintenance activities as described in Table 1.7.1.3 of The Maintenance Management Plan. These activities include preventative and routine maintenance in order to successfully operate and maintain the Project. A listing of the planned maintenance activities for the month are included below.

Fig. A-1 Planned Maintenance Activities for the Upcoming Month

X – Indicates the day the task is planned.

Performance Standard Identification Number (Table 6.1)	Work Activity-Description	Frequency	Apr-23																													
			1	2	3	4	5	6	7	8	9	10	11	12	13	14	15	16	17	18	19	20	21	22	23	24	25	26	27	28	29	30
			S	S	M	T	W	T	F	S	S	M	T	W	T	F	S	S	M	T	W	T	F	S	S	M	T	W	T	F	S	S
ML-1	MAINTENANCE PATROL	Daily			X	X	X	X	X			X	X	X	X	X			X	X	X	X	X			X	X	X	X	X		
ML-1	FLEXIBLE PAVEMENT OBSERVATION / REPAIR	F-52				X						X							X							X						
ML-1	RIGID PAVEMENT OBSERVATION / REPAIR	F-52				X						X							X							X						
ML-2	DRAINAGE (INLET) OBSERVE/ CLEAN /	F-12			X	X	X	X			X	X	X	X				X	X	X	X				X	X	X	X				
ML-2	DRAINAGE (PIPE/CULVERT) OBSERVE	F-12			X	X	X	X			X	X	X	X				X	X	X	X				X	X	X	X				
ML-4	DELINEATORS & MARKERS OBSERVE / CLEAN /	F-12													X																	
ML-5	GUARDRAIL, SAFETY BARRIER	F-12													X																	
ML-6	SIGN OBSERVATION / REPAIR	F-52					X						X							X							X					
ML-8	STREET LIGHTING OBSERVATION /REPAIR	F-52					X						X							X							X					
ML-8	ELECTRICAL SUPPLY INSPECTION / REPAIR	F-12													X																	
ML-8	ACCESS PANEL OBSERVATION / REPAIR	F-12													X																	
ML-10	HERBICIDE & WEED CONTROL MAINTENANCE	F-52						X						X							X							X				
ML-12	GRAFFITI OBSERVATION / REMOVAL	F-52						X						X							X							X				
ML-14	MECHANICAL ROAD SWEEPING	F-12																X	X	X	X	X										
ML-14	LITTER OBSERVATION / REMOVAL	Daily			X	X	X	X	X			X	X	X	X	X			X	X	X	X	X			X	X	X	X	X		
ML-15	NODE BUILDING 2 MAINTENANCE	F-1													X																	
ML-15	SAND STORAGE DOME MAINTENANCE	F-1													X																	
ML-15	LIQUID STORAGE FACILITY MAINTENANCE	F-1													X																	
	REVERSIBLE LANE OPERATIONS	Daily			X	X	X	X	X			X	X	X	X	X			X	X	X	X	X			X	X	X	X	X		

Frequency of Activity:

Daily – Daily Activity


F-4 – Quarterly Activity

F-52 – Weekly Activity

F-2 – Semi-Annual Activity

F-12 – Monthly Activity

F-1 – Annual Activity



B. Summary of Performed and Completed Maintenance Activities

Fig. B-1 Performed and Complete Maintenance Activities for Prior Month

Frequency	Mar-23																														
	1	2	3	4	5	6	7	8	9	10	11	12	13	14	15	16	17	18	19	20	21	22	23	24	25	26	27	28	29	30	31
	W	T	F	S	S	M	T	W	T	F	S	S	M	T	W	T	F	S	S	M	T	W	T	F	S	S	M	T	W	T	F
Daily	X	X	X			X	X	X	X	X			X	X	X	X	X			X	X	X	X	X			X	X	X	X	X
F-52						X							X								X								X		
F-52		X							X							X							X					X			
F-12															X																
F-12															X																
F-12													X											X							
F-12													X		X	X															
F-52		X					X	X						X								X							X		
F-52							X																								
F-12							X																								
F-12							X																								
F-52									X							X															X
F-52			X				X								X									X				X			
F-12			X			X		X	X	X																			X	X	X
Daily	X	X	X			X	X	X	X	X				X	X	X	X	X			X	X	X	X	X			X	X	X	X
F-1														X																	
F-1														X																	
F-1														X																	
Daily	X	X	X			X	X	X	X	X				X	X	X	X	X			X	X	X	X	X			X	X	X	X

X Indicates the day of the month that the task was completed.



Fig. B-2 Work Accomplished This Month

102.00 - Inspections and Patrols, HR	9.5
102.00 - PLANNING & SCHEDULING, HR	7
152.00 - Flex Pavement Patch/Repair, YD2	135
152.10 - Rigid Pavement Patch/Repairs, YD2	21
156.10 - Crack & Joint Seal Rigid Pave-Hand, YD2	480
216.00 - Fence Gate Cattleguard Clean Maint, FT	2000
217.00 - Sound Barrier Maintenance, FT	120
218.00 - Litter and Trash Clean up, HR	74
218.98 – Graffiti, LF	182
218.99 - Roadway Hazard Debris, EA	2
220.00 - Sweeping – Machine, MI	210
256.00 - Veg Control Herbicide Pesticide Appl, HR	2
260.00 - Tree Planting Removal Trimming, EA	2
302.00 - Single Sign Post Install Maintain Replace, EA	34
303.00 - Multi Sign Post Install Maintain Replace, EA	8
304.00 - Delineator Post Install Maintain Replace, EA	524
314.96 - Traffic Toll Operation (Snow), HR	24.5
316.00 - Energy Attenuator Maint, EA	1
329.00 - Courtesy Patrol, MI	477.9
329.98 – CTMC, HR	76
329.98 – CTMC, HR	211.5
360.00 - Metal Guard Rail Install Maintain Replace, FT	432
402.00 - Snow Plowing, MI	21386
402.99 - Stockpiling Salt Making Brine Washing Trucks Prestorm Check, HR	92
460.00 - Building Grounds, HR	26
701.00 - Equipment Repair by Crews, HR	6
701.00 - Heavy Equipment, HR	198.5
701.00 - Light Equipment, HR	5.5
Health and Safety, HR	4
On Call, HR	54

C. Summary of Planned Maintenance that was Not Completed for the Month

Webber completed all scheduled maintenance activities for the month. Frequencies and/or actual date of the month of some activities may have been adjusted based on actual conditions.

D. Summary of the Maintenance Activities and Results Performed for the Month Beyond Planned Maintenance

A summary of unplanned maintenance activities provided below: None

Snow and Ice Control:

Precipitation Event Start		Equipment Deployed		Precipitation Event End		Service Level "A" Achieved in ML		Service Level "A" Achieved in GP	
3/1/2023	17:44	3/1/2023	18:00	3/2/2023	02:50	3/1/2023	18:55	3/1/2023	18:55
3/25/2023	01:09	3/25/2023	01:20	3/25/2023	20:50	3/25/2023	04:45	3/25/2023	04:55
3/26/2023	23:00	3/26/2023	22:30	3/27/2023	14:44	3/27/2023	09:50	3/27/2023	09:50

Courtesy Patrol: None

Hazardous Materials Incidents: None

E. Operating Contractor's Incident Response Logs Related to Maintenance Activities

This section provides a summary of Webber performance related to the Performance and Measurement Criteria listed in Appendix 6-1.1 of the Operating Contract.

The table below provides a listing of items recorded this month:

Description	Location	Notified	Response to Defects		
			Category 1		Category 2
			Hazard Mitigation	Permanent Remedy	Permanent Repair
GUARDRAIL (Guardrail Damage)	MP 45.1	2/15/2023 10:26:00	N/A	N/A	Reqd: 6 Months Resp'd: 3/15/2023 23:45 Actual: 0.95 Months
GUARDRAIL (Guardrail Damage)	MP 43.3	2/15/2023 09:20:00	N/A	N/A	Reqd: 6 Months Resp'd: 3/14/2023 23:45 Actual: 0.92 Months
GUARDRAIL (Guardrail Damage)	MP 49.3	2/15/2023 08:03:00	N/A	N/A	Reqd: 6 Months Resp'd: 3/14/2023 21:00 Actual: 0.91 Months
GUARDRAIL (Guardrail Damage)	MP 43.4	2/20/2023 15:15:00	N/A	N/A	Reqd: 6 Months Resp'd: 3/16/2023 23:00 Actual: 0.81 Months
GUARDRAIL (Guardrail Damage)	MP 45.0	2/21/2023 16:50:00	N/A	N/A	Reqd: 6 Months Resp'd: 3/21/2023 15:15 Actual: 0.93 Months
DEBRIS (Mattress in Roadway)	MP 53.0	3/24/2023 11:20:00	Reqd: 1 Hours Resp'd: 3/24/2023 12:00 Actual: 0.66 Hours	N/A	N/A
DEBRIS (Box on Shoulder)	MP 53.4	3/27/2023 08:51:00	Reqd: 1 Hours Resp'd: 3/27/2023 09:30 Actual: 0.65 Hours	N/A	N/A
SIGN (Sign Turned)	MP 48.4	2/27/2023 12:22:00	N/A	N/A	Reqd: 6 Months Resp'd: 3/2/2023 12:00 Actual: 0.09 Months
SIGN (Sign Down)	MP 43.3	2/24/2023 10:23:00	N/A	N/A	Reqd: 6 Months Resp'd: 3/2/2023 10:00 Actual: 0.19 Months
SIGN (Sign Turned)	MP 48.5	2/27/2023 12:15:00	N/A	N/A	Reqd: 6 Months Resp'd: 3/2/2023 12:00 Actual: 0.09 Months
SIGN (Sign Down)	MP 41.9	3/1/2023 09:31:00	N/A	N/A	Reqd: 6 Months Resp'd: 3/2/2023 11:00 Actual: 0.03 Months
SIGN (Sign Down)	MP 38.5	2/21/2023 10:34:00	N/A	N/A	Reqd: 6 Months Resp'd: 3/2/2023 14:00 Actual: 0.30 Months
SIGN (Sign Twisted)	MP 48.8	2/27/2023 10:00:00	N/A	N/A	Reqd: 6 Months Resp'd: 3/2/2023 16:00 Actual: 0.10 Months
SIGN (Sign Down)	MP 54.9	3/2/2023 08:50:00	N/A	N/A	Reqd: 6 Months Resp'd: 3/8/2023 09:45 Actual: 0.20 Months

SIGN (Sign Down)	MP 45.7	3/6/2023 10:23:00	N/A	N/A	Reqd: 6 Months Resp: 3/7/2023 02:45 Actual: 0.02 Months
SIGN (Sign Down)	MP 43.3	3/7/2023 15:08:00	N/A	N/A	Reqd: 6 Months Resp: 3/8/2023 09:30 Actual: 0.02 Months
GUARDRAIL (Guardrail Damage)	MP 37.4	3/3/2023 06:13:00	N/A	N/A	Reqd: 6 Months Resp: 3/15/2023 21:00 Actual: 0.42 Months
SIGN (Sign Turned)	MP 41.8	3/13/2023 14:46:00	N/A	N/A	Reqd: 6 Months Resp: 3/13/2023 15:00 Actual: 0.01 Months
DEBRIS (Clothes in Roadway)	MP 44.6	3/17/2023 12:53:00	Reqd: 1 Hours Resp: 3/17/2023 13:30 Actual: 0.61 Hours	N/A	N/A
ROADWAY (Pothole)	MP 54.6	3/22/2023 08:31:00	N/A	N/A	Reqd: 6 Months Resp: 3/22/2023 22:30 Actual: 0.01 Months
BARRIERWALL (Wall Crack)	MP 54.6	3/22/2023 08:28:00	N/A	N/A	Reqd: 6 Months Resp: 4/3/2023 16:30 Actual: 0.41 Months
SIGN (Sign Down)	MP 56.1	3/27/2023 08:35:00	N/A	N/A	Reqd: 6 Months Resp: 4/11/2023 12:00 Actual: 0.50 Months
SIGN (Sign Down)	MP 39.6	3/27/2023 16:17:00	N/A	N/A	Reqd: 6 Months Resp: 4/5/2023 11:30 Actual: 0.29 Months
DEBRIS (Metal in ML)	MP 43.5	3/31/2023 09:49:00	Reqd: 1 Hours Resp: 3/31/2023 10:30 Actual: 0.02 Days	N/A	N/A
GRAFFITI (Graffiti)	MP 52.3	3/30/2023 09:59:00	N/A	Reqd: 10 Days Resp: 3/30/2023 16:00 Actual: 0.25 Days	N/A

All items were completed within the required response time. Items that are *In Progress* are still within the allowed response time.

F. Detailed Results of All Inspections, Assessments, and Testing Activities

During this reporting period there were no special inspections, assessments, or testing results outside normal operating condition.

G. Monthly Toll System Performance Reports

Toll system operated within proposed parameters per Webber observations.

H. Preventative Maintenance Plan and Progress

Preventative Maintenance work is contingent on Initial Works Package implementation.

I, J. Mean Time between Failure (MTBF), Mean Time to Repair (MTTR)

No Maintained Elements experienced a failure type breakdown this month. Webber considers a breakdown to be a failure when the element cannot be used for its intended purpose until repaired.