



**COLORADO**

Department of Transportation

**CDOT Digital WAQTC and Soil Inspector – Digital Exam  
Registration and Procedures**



**Contents**

Register for the New Digital WAQTC+SI Test..... 1

    What to Expect on Test Day ..... 8

    After the Test - Next Steps .....10

Register for the Lab Practical .....10

    What to Expect on Lab Practical Day.....14

    Things to Note: .....15



## Register for the New Digital WAQTC+SI Test

1. Go to <https://www.webassessor.com/WAQTC>
  - If you have an account with WebAssesor already, log in using your credentials and skip to Step 4
  - Otherwise Click “Create New Account”

Home | Login | Forgot Password | Help **Create New Account**

**WAQTC**  
WESTERN ALLIANCE FOR QUALITY  
TRANSPORTATION CONSTRUCTION

Western Alliance for  
Quality Transportation Construction

Login

Password

Log In

[Forgot Password?](#)



2. Fill out the Account form **Carefully & Accurately.**

- Use your **full legal name as it appears on your identification.** The test centers will confirm your identity before taking the exam using your identification. If the name on your account does not match the name on your identification documents, you will not be allowed to take the test and you will forfeit your exam fee. Acceptable forms of identification are located below under “What to Expect on Test Day”. *It is your responsibility to check for the most up-to-date WebAssessors Policies prior to your exam.*
- Make sure the email address you use is active and you have access to it. Communication about the exam process, and results will be sent only to this address!

Home My Assessment Register for an Exam Receipts

Save Cancel

Username:  \*

Must be an email address or alphanumeric characters.

Legal First Name: When taking an exam at a testing center, the name on your two forms of identification must match exactly with your name as specified below. Additionally, all identification must be current. Expired identification will not be accepted.

\*

Legal Last Name:  \*

Email Address:  \*

Primary Phone:

Address Line 1:  \*

Address Line 2:

City:  \*

Province/State: N/A  \*

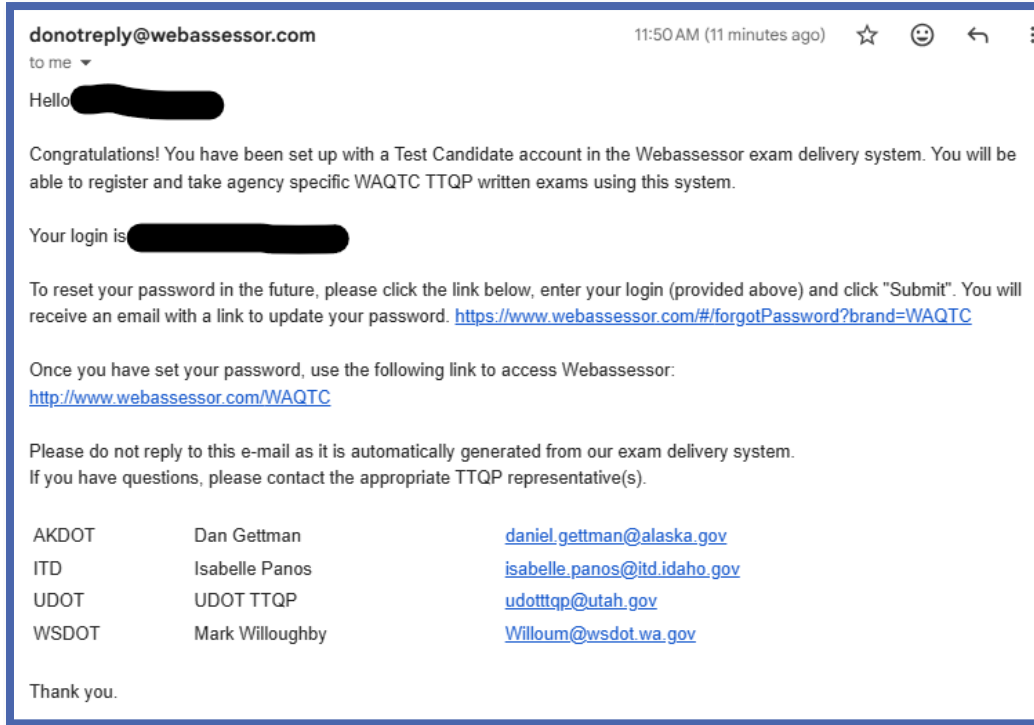
Postal Code:  \*

Country: United States  \*



## CDOT Digital WAQTC and Soil Inspector – Digital Exam Registration and Procedures


3. You will receive an email confirming your account information.



4. Log into WebAssesor. From here you can:

- Look at your past, in progress, and scheduled exams
- Register for an exam
- View receipts from transactions

5. Click “Register for an Exam”





6. Select “Colorado Soil Inspector and Embankment and Base/In-place Density [SI+\_EBTT/DTT]”

The screenshot shows a list of test categories, each with a plus sign icon on the left. The categories are:

- Concrete (CTT)
- Aggregate (AgTT)
- Asphalt I (AsTT I)
- Asphalt II (AsTT II)
- Embankment and Base (EBTT)
- In-place Density (DTT)
- Embankment and Base/In-Place Density (EBTT/DTT)
- Self-Consolidating Concrete (SCCTT)
- Sampling and Reduction (SRTT)
- Colorado Soil Inspector and Embankment and Base/In**
- WSDOT Method Qualifications

- It is critical that you select the Colorado Embankment and In-Place density exam. **If you select the non-Colorado specific exam you will not be fully certified in Colorado and will need to repeat the testing to receive certification.**
- There are no refunds if the wrong test is chosen.



# CDOT Digital WAQTC and Soil Inspector – Digital Exam Registration and Procedures

## 7. Select “Buy Now”

<input type="checkbox"/> Concrete (CTT)				
<input type="checkbox"/> Aggregate (AgTT)				
<input type="checkbox"/> Asphalt I (AsTT I)				
<input type="checkbox"/> Asphalt II (AsTT II)				
<input type="checkbox"/> Embankment and Base (EBTT)				
<input type="checkbox"/> In-place Density (DTT)				
<input type="checkbox"/> Embankment and Base/In-Place Density (EBTT/DTT)				
<input type="checkbox"/> Self-Consolidating Concrete (SCCTT)				
<input type="checkbox"/> Sampling and Reduction (SRTT)				
<input type="checkbox"/> Colorado Soil Inspector and Embankment and Base/In				
<input checked="" type="checkbox"/> Colorado Soil Inspector and Embankment and Base/In-place Density [SI + EBTT/DTT]	Embankment and Base Qualification is designed for those individuals responsible for field sampling and testing of soils and soil aggregate mixtures. Participants include contractor and supplier quality control personnel, consulting engineering and materials testing firm personnel, quality assurance technicians, and public agency personnel.	PR000015	Kryterion Testing CenterUSD 85.00	<a href="#">Buy Now</a>

Exams delivered after Jan. 1, 2026, are based on 2025 (v. 2026) test methods.

See [www.WAQTC.org](http://www.WAQTC.org)



# CDOT Digital WAQTC and Soil Inspector – Digital Exam Registration and Procedures

8. You will be taken to the page where you can select the location of the testing center. Choose the location most convenient for you!

The screenshot shows the WAQTC website interface. At the top, there is a navigation bar with the WAQTC logo and the text "Western Alliance for Quality Transportation Construction". To the right of the logo are links for "Shopping Cart", "Help", and "Home". Below the navigation bar is a progress indicator with four steps: 1. Testing Center (selected), 2. Time & Date, 3. Shopping Cart, and 4. Payment. Below the progress indicator are two tabs: "Map View" (selected) and "Table View".

The main heading reads: "Please select the testing center where you wish to take the test." Below this heading are several dropdown menus for filtering: "Country" (United States), "State" (Colorado), "City" (All), "Postal Code" (Enter), and "Range" (10 Miles). There is also a "Clear All" button.

Under the heading "Available Testing Centers - Sampling and Reduction (SRTT)", there are three cards, each representing a testing center:

- Red Rocks Community College\_Arvada**: 10280 W 55th Ave, Arvada, Colorado, United States. Includes a link for "Important Location Information" and a "Register" button.
- Community College of Aurora\_CentreTech Campus**: 16000 E. CentreTech Parkway, S204, Aurora, Colorado, United States. Includes a link for "Important Location Information" and a "Register" button.
- TestProCenter, Inc**: 7395 S. Peoria Street, Suite 105, Centennial, Colorado, United States. Includes a link for "Important Location Information" and a "Register" button.

At the bottom of the list is a "Show More" link. To the right of the list is a map of the Denver area with several red location pins indicating the testing centers. The map includes labels for various cities and landmarks like Boulder, Denver, and Aurora.



## CDOT Digital WAQTC and Soil Inspector – Digital Exam Registration and Procedures

- Choose the time and date of the exam, you will see a variety of options for dates and time blocks.
  - Please note: Choose a time and date best for you, when you will be ready to take the exams.
  - If special accommodations are needed, they must be requested **at least 30 days in advance of the exam date**, please keep this in mind when choosing a date. Requests should be made to the CDOT WAQTC administration team. You may be required to submit a form that identifies your accessibility needs and concerns and the resources you require to complete an exam. Requests submitted after the cutoff period will not be considered.

Please choose your exam date and time below

Available Times in (GMT-6:00) Mountain Daylight Time - Denver

← Go Back

Sampling and Reduction (SRTT) | Kryterion Testing Center

Filter By 24 Hour Time

Su	Mo	Tu	We	Th	Fr	Sa
			1	2	3	4
5	6	7	8	9	10	11
12	13	14	15	16	17	18
19	20	21	22	23	24	25
26	27	28	29	30		

Filter By

- Early Morning (12:00am - 5:59am)
- Morning (6:00am - 11:59am)
- Afternoon (12:00pm - 5:59pm)
- Evening (6:00pm - 11:59pm)

02:30 PM    02:45 PM    03:00 PM    03:15 PM    03:30 PM

Schedule

- Agree to the terms and conditions as necessary
- Check that everything in your Shopping Cart is correct, then proceed to payment
  - Please confirm with your employer on their testing reimbursement policy if applicable. You may need to use a company credit card or keep a receipt of the transaction.
- Remember, there are **no refunds**. When you are ready - Click "Submit Order"
- Print the registration confirmation and keep it for your records.

**Reschedule or location change of a digital exam is handled through WebAssessor.**



## What to Expect on Test Day

- Review the Onsite Proctored Guidance available [on WebAssessors website](#).
- Keep the printout of your registration confirmation with you. Double check the date, time and location of your exam.
- You must present **two (2)** different forms of identification. At least one of those identification documents must be a government-issued "photo" ID referred to in the Primary Identification list below. The second identification document can come from either the Primary or the Secondary Identification list. **The name listed on both documents must be identical to the name displayed in your WebAssessor Account.** Both forms of identification must be current. Expired identification will **not** be accepted.
  - a. Primary Identification:
    - Government issued driver's license or identification card (Local, State, Province or Country)
    - Passport
    - Military Identification
    - National Identification card
  - b. Secondary Identification:
    - Student identification from an accredited school
    - Credit card
    - Check-cashing card
    - Bank debit card
    - Employee identification card
    - Retail membership card
    - Wholesale membership card
    - Health Insurance Card
    - Green Card/Visa
    - Marriage Certificate
    - Concealed Carry Permit
    - Utility Bill
    - Vehicle Registration

See WebAssessors [FAQ's for Onsite Proctored Exams](#) for more information and the most updated WebAssessors Policies. It is your responsibility to check for the most up-to-date WebAssessors Policies prior to scheduling your exam.



## CDOT Digital WAQTC and Soil Inspector – Digital Exam Registration and Procedures

- **Bring a calculator with you!** No calculators are provided at the testing center.
- **Do not** bring your WAQTC Manual into the examination center. You will not be permitted to use it.
- Accessibility accommodation, including magnifying glasses and other test taking aids need to **be requested at least 30 days prior to the exam**. You may not be able to utilize test aids if not cleared in advance with the test center.
- Show up to the testing center early!
  - You may need to deal with traffic.
  - You may need to find parking.
  - You may need extra time during Check-In.
- The WAQTC+SI test is 170 minutes long in total (both the Soil Inspector and Embankment & In Place Density).
- The staff at the testing center cannot answer questions relating to the exams content.

### **No Refunds**

- No refunds if you choose the wrong Exam.
- No refunds if you miss or are late for your exam, do not bring proper identification, proper calculator, or are unable to complete the exam for **any** reason.



## After the Test - Next Steps

Your results will be emailed to you shortly after you complete the exam at the email address you used in your registration.

- A “Pass” result means you are now allowed to sign up for the Lab Practical Portion of the certification. You must complete the exam and the Lab Practical within one year to achieve a certification. Print the “Pass Results” email and bring it with you to your scheduled lab practical (see “Register for the Lab Practical”).
- A “Fail” result means you will need to register for another testing time and re-attempt the exam. You may not proceed to the lab practical portion of the certification until you have achieved a passing result in the examination. You must pass all 6 sections of the exam in a single attempt to pass the examination overall. Your results will detail which section(s) need additional study.

## Register for the Lab Practical

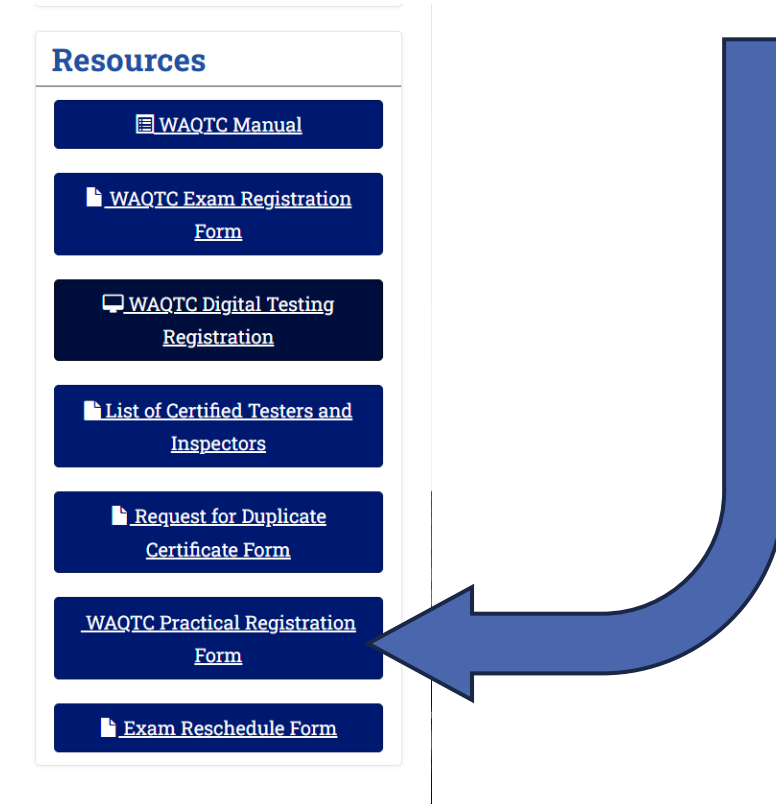
The Lab Practicals are hosted at CDOT facilities on designated days. Registration for the Lab Practicals is separate from the Exam and must be completed after you pass the exam. **Your name on the practical registration must match the name on your ID, and the name on the “Pass” result email.**

Print the “Pass Results” email and bring it with you to your lab practical. **You must bring proof of passing the digital exam with you to the Lab Practical or you will not be allowed to proceed.**

- **Pass results will be verified upon arrival at the CDOT Facility.** Forging the “Pass Result” email will result in:
  - forfeiture of your Lab Practical Fee.
  - You are banned from attempting to certify in any WAQTC Member state for 6 months.
  - Everyone at your company is banned from attempting to certify for 6 months in all WAQTC affiliated states.
- You must complete both the exam and the lab practical within one year to achieve certification. If you passed your exam more than 1 year before the date of the lab practical you selected, you will not be allowed to certify and will forfeit your lab practical fee.
- Arriving at the Lab Practical without passing the exam will result in the forfeiture of your Lab Practical Fee.



1. Go to CDOT's WAQTC website: <https://www.codot.gov/programs/waqtc>
2. Select "WAQTC Practical Exam Registration Form" from the button options on the right-hand side of the web page under Resources.





- Select the date you would like to schedule your Lab Practical from the available date options.

**WAQTC Practical Exam Registration Form**  
Practical Exam Registration

Registration Information

Exam Date \*

**Total \$0.00**  
Choose the date for which you want to register.

You must have previously passed the exam. If this registration exam DO NOT PROCEED

is not for a person who has previously passed the exam.

Did the participant pass the Written or Digital Exam? \*

to register for the practical exam. If this registration exam DO NOT PROCEED

April 29, 2026 -- 5 remaining  
 May 13, 2026 -- 8 remaining  
 May 27, 2026 -- 8 remaining  
 June 10, 2026 -- 8 remaining  
 June 24, 2026 -- 8 remaining

Date participant passed Written/Digital Exam \*

/  /

MM DD YYYY

Name \*

First Last

Email \*

Company Name \*

Billing Address \*

- Most of the Lab Practicals will be held at the CDOT facility at 4670 Holly St., Denver, CO 80216 but some sessions will be held at other locations around the state. Make sure you verify the location and that you can attend the location and date you are selecting.
- You must complete both the exam and the lab practical within one year to achieve certification. If you passed your exam more than 1 year before the date of the lab practical you selected, you will not be allowed to certify and will forfeit your lab practical fee.



4. Fill out the remainder of the form accurately and carefully.

You must have previously passed either the written or digital exam to register for the practical exam. This form is not for a person who has previously passed the written or digital exam DO NOT PROCEED

**Total \$0.00**

Did the participant pass the Written or Digital Exam? \*

Date participant passed Written/Digital Exam \*  /  /    
MM DD YYYY

Name \*    
First Last

Email \*

Company Name \*

Billing Address \*   
Street Address

Address Line 2

City State / Province / Region

Postal / Zip Code Country

Work Phone \*  -  -   
### ### ####

5. Read the Terms and Conditions carefully before agreeing.
6. Check all your information, day, and time remembering there are no refunds. Click "Register"
7. Pay the Practical Exam fee.
8. You will receive a confirmation email to the email address listed in the form.



## What to Expect on Lab Practical Day

1. Double check the date, time and location of your Lab Practical.
  - You may elect to reschedule your lab practical if needed, for an additional fee. This must be done at least 3 business days before the scheduled lab practical. You will not be refunded the initial registration fee.
2. Have a printout or saved email of your passing result from the digital test with you.
3. You only need Primary Identification with you for the Lab Practical. Be ready to present it at the CDOT Facility. **Your name on the registration must match the name on your ID and the name on the “Pass” result email.**
4. **Bring a calculator and pencil/pen with you!** These items may not be available at the CDOT facility and it is your responsibility to come prepared. You may bring your WAQTC Manual to the CDOT facility. You may use it to help complete your calculation packet, and as a study aid between practical demonstrations. You will **not** be permitted to use it during the practical demonstrations.
5. **The calculation packets will be distributed at 8:00AM** on the designated testing days.
6. The calculation packet must be completed before the lab practical demonstrations can commence.
7. There are nine (9) lab practical demonstrations that must be completed to achieve certification:
  - AASHTO T-255/265
  - AASHTO T-99/T-180
  - AASHTO R-75
  - AASHTO T-272
  - AASHTO T-85
  - AASHTO T-310
  - AASHTO M-145
  - AASHTO T89
  - AASHTO T90
8. **The certification session will conclude at 3:00PM.** The calculation packet and all nine (9) lab practical demonstrations must be completed successfully before the 3:00PM cutoff time.
9. Failure to complete the calculation packet and all lab practicals within the designated timeframe will be considered a “fail”. A new Lab Practical session will need to be booked and associated registration fee paid.
  - **No refunds or fee waivers** for a fail result or if you are unable to complete the practical for **any** reason.



10. Passing the calculation packet and all nine (9) lab practical demonstrations is a successful completion of the WAQTC+SI certification. Your certifications will be emailed to you (or your training/lab coordinator) within one week of completing the certification.

### Things to Note:

- Accessibility accommodation needs to be requested at **least 2 weeks** prior to the exam. You may not be able to utilize accommodation if not cleared in advance with the CDOT facility.
- The session begins at 8:00 AM, and is over at 3:00 PM. Aim to show up early!
  - a. You may need to deal with traffic.
  - b. You may need to find parking.
  - c. The sooner you complete the lab packet, the sooner you can advance to the practical demonstrations.
  - d. Failure to complete the calculation packet and all lab practicals within the designated timeframe will be considered a “fail” regardless of when you arrive at the CDOT facility. No refunds or fee waivers for a failed result, or if you are unable to complete the practical for **any** reason.
- No refunds if you show up to the lab practical without a passing result in the digital test.
- No refunds if you show up to the lab practical having passed the written/digital exam more than one year from the lab practical date.
- No refunds if you miss your practical, do not bring identification, do not bring proof of digital test “Pass” results, do not complete the required tasks in the allotted time, or are unable to complete the practical for **any** reason.

Once you have completed both the exam and the practical demonstrations you will be a certified Colorado WAQTC and Soil Inspector. Your certifications will be emailed to you (or your training/lab coordinator). Initial certifications last 3 years from the date of the passed lab practical. Recertifications last 5 years.

*Please see the [CDOT WAQTC website](#), and [WebAssessors](#) site for additional information including registration links, FAQ and the downloadable manual.*