

# Upper Front Range Colorado What's Important to YOU?



Please select your county:  Larimer  Morgan  Weld

The Colorado Department of Transportation wants to know what's important to you.



Please complete this survey before December 15, 2013, fold, and mail it back to the address printed at the bottom of the survey or you can take the survey at [www.coloradotransportationmatters.com](http://www.coloradotransportationmatters.com). Watch for results on that website.

Your input is important – it will help shape the Statewide Transportation Plan.

Fold one

### 1. Why is transportation important to you?

Place an X in the box beside your top two:

- Moves people and goods safely
- Supports existing businesses
- Helps economic development
- Gets me to work and/or vital services
- Helps me live my life the way I want

### 2. What issues matter most to you in the Upper Front Range?

Select your top two:

- Reducing truck traffic
- Improving roadway pavement condition
- Reducing congestion
- Increasing bike/pedestrian options
- Increasing transit options
- Improving economic development
- Increasing bridge safety
- Other (please specify) \_\_\_\_\_

### 3. What do you feel makes the Upper Front Range region unique?

Select your top three:

- Urban amenities
- Rural living with nearby city amenities
- Innovation and creativity
- Agriculture
- Freight/shipping industry
- Sense of community
- Tourism
- Ski industry
- Energy industry
- Economic base
- Water access/supply
- Other(s) (please specify) \_\_\_\_\_

PLEASE TURN OVER - See Upper Front Range region map on the back


Fold two



DENVER CO 80216-9914  
1001 E 62ND AVE  
COLORADO DEPARTMENT OF TRANSPORTATION  
DIVISION OF CENTRAL SERVICES

POSTAGE WILL BE PAID BY ADDRESSEE

BUSINESS REPLY MAIL  
FIRST-CLASS MAIL PERMIT NO. 590 DENVER, CO



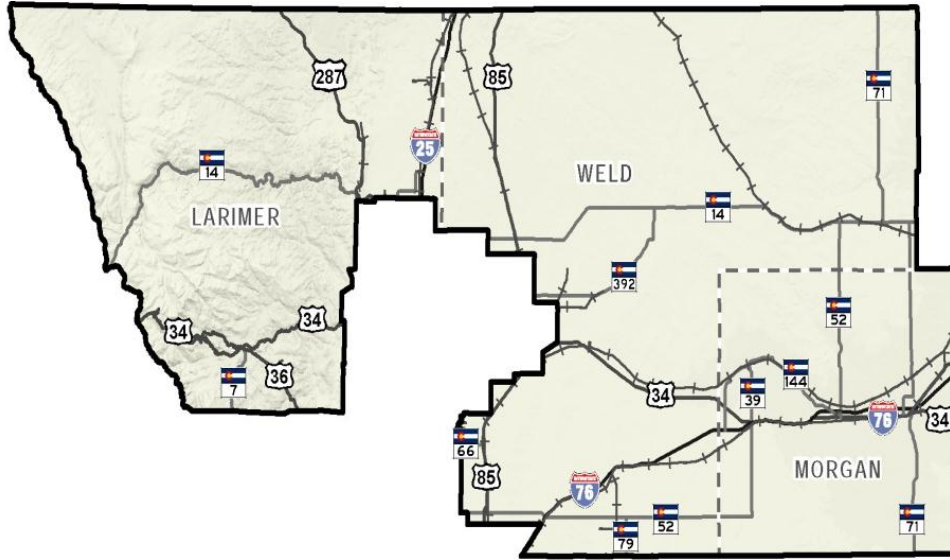
NO POSTAGE  
NECESSARY  
IF MAILED  
IN THE  
UNITED STATES



Tape Here

Tape here





**4. In light of today's limited funds for transportation, what should be the focus of CDOT's efforts? (choose 2)**

- |  |  |
|--|--|
| <input type="checkbox"/> Maintain the existing transportation system               | <input type="checkbox"/> Make safety improvements                |
| <input type="checkbox"/> Offer more choices for travel (transit, bike/pedestrians) | <input type="checkbox"/> Add shoulders                           |
| <input type="checkbox"/> Expand highways by adding lanes                           | <input type="checkbox"/> Manage congestion through managed lanes |

Thank you for taking time to complete this survey!

# Cordillera Frontal Superior de Colorado

## ¿Qué es lo más importante para USTED?



Seleccione su Condado:  Larimer  Morgan  Weld

El Departamento de Transporte de Colorado desea saber qué es lo más importante para usted.



Favor de completar esta encuesta antes del 15 de diciembre del 2013, doble el papel y envíelo por correo a la dirección impresa en la parte inferior de ésta o puede completarla en el [www.coloradotransportationmatters.com](http://www.coloradotransportationmatters.com).  
Esté pendiente de los resultados en el Sitio Web.

Su opinión es importante – Nos ayudará a determinar el Plan de Transporte a Nivel Estatal.

Primer doblado

### 1. ¿Por qué es importante para usted el transporte?

Escriba una X en la casilla de dos principales opciones:

- Que transporte a las personas y mercancías sin peligro
- Que respalden a las empresas existentes
- Que contribuyan al desarrollo económico
- Que me lleve al trabajo y/o a servicios vitales
- Que me ayude a vivir mi vida como yo quiero

### 2. ¿Qué temas le son más relevantes en la Cordillera Frontal Superior?

Seleccione dos principales opciones:

- Reducir el tráfico de camiones
- Mejorar las condiciones de pavimentación vial
- Reducir el congestionamiento
- Incrementar opciones para ciclistas/peatones
- Incrementar opciones de transporte
- Mejorar el desarrollo económico
- Aumentar la seguridad de puentes
- Otros (favor de especificar) \_\_\_\_\_

### 3. ¿Qué cree usted lo hace especial a la Cordillera Frontal Superior?

Seleccione tres principales opciones:

- Comodidades urbanas
- Vida rural con comodidades de la ciudad cercana
- Innovación y creatividad
- Agricultura
- Sector de flete/envíos
- Sentido de comunidad
- Turismo
- Sector del esquí
- Sector de Energía
- Base económica
- Acceso/suministro de agua
- Otro(s) (favor de especificar) \_\_\_\_\_

FAVOR DE VOLTEAR LA HOJA - Ver el mapa de la Cordillera Frontal Superior al reverso


Segundo doblado



DENVER CO 80216-9914  
1001 E 62ND AVE  
COLORADO DEPARTMENT OF TRANSPORTATION  
DIVISION OF CENTRAL SERVICES

POSTAGE WILL BE PAID BY ADDRESSEE

FIRST-CLASS MAIL PERMIT NO. 690 DENVER, CO  
**BUSINESS REPLY MAIL**



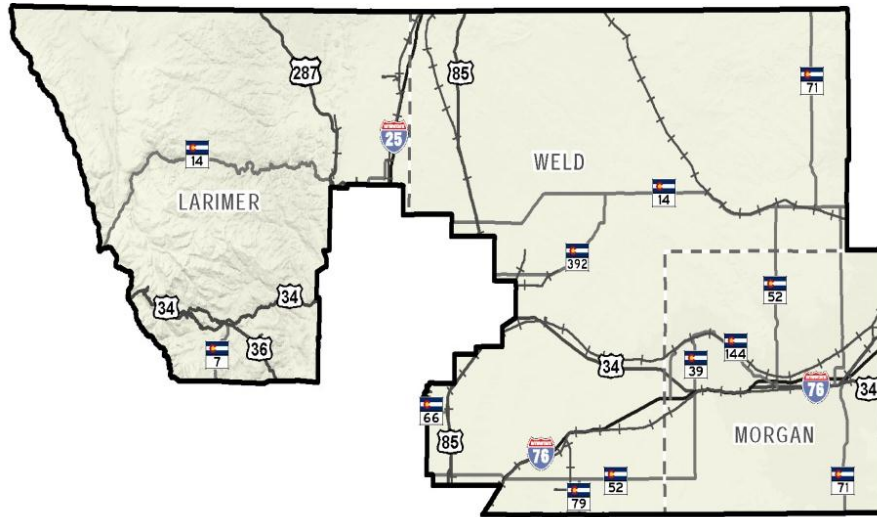
NO POSTAGE  
NECESSARY  
IF MAILED  
IN THE  
UNITED STATES



ColorCinta Adhesiva Aguil

ColorCinta Adhesiva Aguil





4. Considerando los fondos limitados actuales para transporte, ¿cuál debería ser la prioridad para el CDOT? (elija 2)

- |   |  |
|---|--|
| <input type="checkbox"/> Mantener el sistema de transporte existente                            | <input type="checkbox"/> Realizar mejoras de seguridad                               |
| <input type="checkbox"/> Ofrecer más opciones de viaje (transporte público, ciclistas/peatones) | <input type="checkbox"/> Añadir acotamientos   |
| <input type="checkbox"/> Ampliar las carreteras añadiendo carriles                              | <input type="checkbox"/> Controlar el congestionamiento mediante carriles administra |

¡Gracias por llenar esta encuesta!

## Colorado Regional Survey Results (November 18 to December 31, 2013)

**Region: TPR 10, Upper Front Range**  
**Total Surveys received: 38**

### Why is transportation important to you? (select top two)

Selected Response	Number	Percent
Moves people and goods safely	22	58%
Gets me to work and/or vital services	15	39%
Helps economic development	11	29%
Helps me live my life the way I want	11	29%
Supports existing businesses	7	18%

Percentages add to more than 100% as more than one response allowed.

### What issues matter most to you? (select top two)

Selected Response	Number	Percent
Improving roadway pavement condition	21	55%
Reducing congestion	11	29%
Increasing bike/pedestrian options	11	29%
Increasing bridge safety	8	21%
Increasing transit options	7	18%
Reducing truck traffic	4	11%
Improving economic development	4	11%
Other (please specify)	3	8%

Percentages add to more than 100% as more than one response allowed.

### In light of today's limited funds for transportation, what should be the focus of CDOT's efforts? (select top two)

Selected Response	Number	Percent
Maintain the existing transportation system	19	50%
Make safety improvements	15	39%
Offer more choices for travel (transit, bike/ped)	12	32%
Add shoulders	10	26%
Expand highways by adding lanes	9	24%
Manage congestion through managed lanes	4	11%

Percentages add to more than 100% as more than one response allowed.

### What do you feel makes your region unique? (select top three)

Selected Response	Number	Percent
Rural living with nearby city amenities	30	79%
Sense of community	18	47%
Tourism	11	29%
Agriculture	10	26%
Urban amenities	7	18%
Innovation and creativity	6	16%
Energy industry	5	13%
Water access/supply	4	11%
Other (please specify)	2	5%
Economic Base	1	3%
Freight/shipping industry	0	0%

Percentages add to more than 100% as more than one response allowed.

*Website survey results indicate the views of those responding to the survey.  
They do not necessarily represent the views of the total population and are not statistically significant.*

**Colorado Regional Survey Results (November 18 to December 31, 2013)**

**What issues matter most to you in the Upper Front Range TPR? (Response given was "Other")**

No.	Responses
1	Better roads for residents and tourists to drive on, standards must be raised for roadways and repair.
2	Safety on all roads not only on bridges
3	Build on ridges and NOT in canyons

**What issues matter most to you in the Upper Front Range TPR? (Response given was "Other")**

No.	Responses
1	Stunning landscapes
2	Natural beauty

*Website survey results indicate the views of those responding to the survey. They do not necessarily represent the views of the total population and are not statistically significant.*