

NazkowskieR 5:37:19 PM J:_transportation\072208.405\15782\design\drawings\15782StandardPlanList.dgn

PLAN NUMBER	NEW OR REVISED	M STANDARD TITLE	PAGE NUMBER	PLAN NUMBER	NEW OR REVISED	M STANDARD TITLE	PAGE NUMBER	PLAN NUMBER	NEW OR REVISED	S STANDARD TITLE	PAGE NUMBER
<input checked="" type="checkbox"/> M-100-1	<input type="checkbox"/>	STANDARD SYMBOLS (3 SHEETS).....	1-3	<input checked="" type="checkbox"/> M-607-1	<input type="checkbox"/>	WIRE FENCES AND GATES (3 SHEETS).....	84-86	<input checked="" type="checkbox"/> S-612-1	<input type="checkbox"/>	DELINEATOR INSTALLATIONS (5 SHEETS).....	131-135
<input checked="" type="checkbox"/> M-203-1	<input type="checkbox"/>	APPROACH ROADS	4	<input type="checkbox"/> M-607-2	<input type="checkbox"/>	CHAIN LINK FENCE (3 SHEETS).....	87-89	<input checked="" type="checkbox"/> S-614-1	<input type="checkbox"/>	GROUND SIGN PLACEMENT (2 SHEETS).....	136-137
<input type="checkbox"/> M-203-2	<input type="checkbox"/>	DITCH TYPES.....	5	<input type="checkbox"/> M-607-3	<input type="checkbox"/>	BARRIER FENCE.....	90	<input checked="" type="checkbox"/> S-614-2	<input type="checkbox"/>	CLASS I SIGNS	138
<input checked="" type="checkbox"/> M-203-11	<input type="checkbox"/>	SUPERELEVATION CROWNED AND DIVIDED HIGHWAYS (3 SHEETS)	6-8	<input type="checkbox"/> M-607-4	<input type="checkbox"/>	DEER FENCE AND GATES (2 SHEETS).....	91-92	<input checked="" type="checkbox"/> S-614-3	<input type="checkbox"/>	CLASS II SIGNS	139
<input checked="" type="checkbox"/> M-203-12	<input type="checkbox"/>	SUPERELEVATION STREETS (2 SHEETS).....	9-10	<input type="checkbox"/> M-607-10	<input type="checkbox"/>	PICKET SNOW FENCE	93	<input type="checkbox"/> S-614-4	<input type="checkbox"/>	CLASS III SIGNS (3 SHEETS).....	140-142
<input type="checkbox"/> M-206-1	<input type="checkbox"/>	EXCAVATION AND BACKFILL FOR STRUCTURES (2 SHEETS)	11-12	<input type="checkbox"/> M-607-15	<input type="checkbox"/>	ROAD CLOSURE GATE (9 SHEETS).....	94-102	<input checked="" type="checkbox"/> S-614-5	<input type="checkbox"/>	BREAK-AWAY SIGN SUPPORT DETAILS FOR GROUND SIGNS (2 SHEETS)	143-144
<input checked="" type="checkbox"/> M-206-2	<input type="checkbox"/>	EXCAVATION AND BACKFILL FOR BRIDGES (2 SHEETS).....	13-14	<input checked="" type="checkbox"/> M-608-1	<input type="checkbox"/>	CURB RAMPS (4 SHEETS).....	103-106	<input checked="" type="checkbox"/> S-614-6	<input type="checkbox"/>	CONCRETE FOOTINGS AND SIGN ISLANDS FOR CLASS III SIGNS (2 SHEETS)	145-146
<input checked="" type="checkbox"/> M-208-1	<input type="checkbox"/>	TEMPORARY EROSION CONTROL (7 SHEETS).....	15-21	<input type="checkbox"/> M-609-1	<input type="checkbox"/>	CURBS, GUTTERS, AND SIDEWALKS (3 SHEETS).....	107-109	<input type="checkbox"/> S-614-8	<input type="checkbox"/>	TUBULAR STEEL SIGN SUPPORT DETAILS (5 SHEETS).....	147-151
<input type="checkbox"/> M-210-1	<input type="checkbox"/>	MAILBOX SUPPORTS (2 SHEETS).....	22-23	<input type="checkbox"/> M-611-1	<input type="checkbox"/>	CATTLE GUARD (2 SHEETS).....	110-111	<input type="checkbox"/> S-614-10	<input type="checkbox"/>	MARKER ASSEMBLY INSTALLATIONS	152
<input type="checkbox"/> M-214-1	<input type="checkbox"/>	PLANTING DETAILS.....	24	<input checked="" type="checkbox"/> M-613-1	<input type="checkbox"/>	ROADWAY LIGHTING (4 SHEETS).....	112-115	<input checked="" type="checkbox"/> S-614-12	<input type="checkbox"/>	STRUCTURE NUMBER INSTALLATION	153
<input checked="" type="checkbox"/> M-412-1	<input type="checkbox"/>	CONCRETE PAVEMENT JOINTS (5 SHEETS).....	25-29	<input type="checkbox"/> M-614-1	<input type="checkbox"/>	RUMBLE STRIPS (3 SHEETS).....	116-118	<input checked="" type="checkbox"/> S-614-14	<input type="checkbox"/>	FLASHING BEACON AND SIGN INSTALLATIONS (3 SHEETS).....	154-156
<input type="checkbox"/> M-510-1	<input type="checkbox"/>	STRUCTURAL PLATE PIPE H-20 LOADING.....	30	<input type="checkbox"/> M-614-2	<input type="checkbox"/>	SAND BARREL ARRAYS (2 SHEETS).....	119-120	<input checked="" type="checkbox"/> S-614-20	<input type="checkbox"/>	TYPICAL POLE MOUNT SIGN INSTALLATIONS.....	157
<input type="checkbox"/> M-601-1	<input type="checkbox"/>	SINGLE CONCRETE BOX CULVERT (2 SHEETS).....	31-32	<input checked="" type="checkbox"/> M-615-1	<input type="checkbox"/>	EMBANKMENT PROTECTOR TYPE 3.....	121	<input type="checkbox"/> S-614-21	<input type="checkbox"/>	CONCRETE BARRIER SIGN POST INSTALLATIONS.....	158
<input type="checkbox"/> M-601-2	<input type="checkbox"/>	DOUBLE CONCRETE BOX CULVERT (2 SHEETS).....	33-34	<input type="checkbox"/> M-615-2	<input type="checkbox"/>	EMBANKMENT PROTECTOR TYPE 5.....	122	<input checked="" type="checkbox"/> S-614-22	<input type="checkbox"/>	TYPICAL MULTI-SIGN INSTALLATIONS.....	159
<input type="checkbox"/> M-601-3	<input type="checkbox"/>	TRIPLE CONCRETE BOX CULVERT (2 SHEETS).....	35-36	<input type="checkbox"/> M-616-1	<input type="checkbox"/>	INVERTED SIPHON.....	123	<input checked="" type="checkbox"/> S-614-40	<input type="checkbox"/>	TYPICAL TRAFFIC SIGNAL INSTALLATION DETAILS (7 SHEETS)	160-166
<input type="checkbox"/> M-601-10	<input type="checkbox"/>	HEADWALL FOR PIPES.....	37	<input type="checkbox"/> M-620-1	<input type="checkbox"/>	FIELD LABORATORY CLASS 1.....	124	<input type="checkbox"/> S-614-40A	<input type="checkbox"/>	ALTERNATIVE TRAFFIC SIGNAL INSTALLATION DETAILS (5 SHEETS)	167-171
<input type="checkbox"/> M-601-11	<input type="checkbox"/>	TYPE "S" SADDLE HEADWALLS FOR PIPE.....	38	<input type="checkbox"/> M-620-2	<input type="checkbox"/>	FIELD LABORATORY CLASS 2	125	<input type="checkbox"/> S-614-50	<input type="checkbox"/>	MONOTUBE OVERHEAD SIGNS (14 SHEETS).....	172-185
<input type="checkbox"/> M-601-12	<input type="checkbox"/>	HEADWALLS AND PIPE OUTLET PAVING	39	<input type="checkbox"/> M-620-11	<input type="checkbox"/>	FIELD OFFICE CLASS 1.....	126	<input checked="" type="checkbox"/> S-627-1	<input type="checkbox"/>	PAVEMENT MARKINGS (5 SHEETS).....	186-190
<input type="checkbox"/> M-601-20	<input type="checkbox"/>	WINGWALLS FOR PIPE OR BOX CULVERTS.....	40	<input type="checkbox"/> M-620-12	<input type="checkbox"/>	FIELD OFFICE CLASS 2.....	127	<input type="checkbox"/> S-630-1	<input checked="" type="checkbox"/>	TRAFFIC CONTROLS FOR HIGHWAY CONSTRUCTION (12 SHEETS) (REVISED SHEET 8 ON 03/05/07)	191-202
<input type="checkbox"/> M-603-1	<input type="checkbox"/>	METAL AND PLASTIC PIPE (2 SHEETS).....	41-42	<input type="checkbox"/> M-629-1	<input type="checkbox"/>	SURVEY MONUMENTS (2 SHEETS).....	128-129	<input checked="" type="checkbox"/> S-630-2	<input type="checkbox"/>	BARRICADES, DRUMS, CONCRETE BARRIERS (TEMP) AND VERTICAL PANELS	203
<input checked="" type="checkbox"/> M-603-2	<input type="checkbox"/>	REINFORCED CONCRETE PIPE	43					<input checked="" type="checkbox"/> S-630-3	<input type="checkbox"/>	FLASHING BEACON (PORTABLE) DETAILS.....	204
<input type="checkbox"/> M-603-3	<input type="checkbox"/>	PRECAST CONCRETE BOX CULVERT.....	44								
<input checked="" type="checkbox"/> M-603-10	<input type="checkbox"/>	CONCRETE AND METAL END SECTIONS (2 SHEETS).....	45-46								
<input checked="" type="checkbox"/> M-604-10	<input type="checkbox"/>	INLET, TYPE C	47								
<input checked="" type="checkbox"/> M-604-11	<input type="checkbox"/>	INLET, TYPE D	48								
<input checked="" type="checkbox"/> M-604-12	<input type="checkbox"/>	CURB INLET TYPE R (2 SHEETS).....	49-50								
<input type="checkbox"/> M-604-13	<input type="checkbox"/>	CONCRETE INLET TYPE 13.....	51								
<input checked="" type="checkbox"/> M-604-20	<input type="checkbox"/>	MANHOLES (3 SHEETS).....	52-54								
<input type="checkbox"/> M-604-25	<input type="checkbox"/>	VANE GRATE INLET (5 SHEETS).....	55-59								
<input checked="" type="checkbox"/> M-605-1	<input type="checkbox"/>	SUBSURFACE DRAINS	60								
<input checked="" type="checkbox"/> M-606-1	<input type="checkbox"/>	GUARDRAIL TYPE 3 W-BEAM (16 SHEETS)	61-76								
<input type="checkbox"/> M-606-13	<input type="checkbox"/>	GUARDRAIL TYPE 7 F-SHAPE BARRIER (4 SHEETS).....	77-80								
<input type="checkbox"/> M-606-14	<input type="checkbox"/>	PRECAST TYPE 7 CONCRETE BARRIER (3 SHEETS).....	81-83								

THE STANDARD PLAN SHEETS INDICATED HEREON BY A MARKED BOX ARE TO BE USED TO CONSTRUCT THIS PROJECT.

ALL OF THE M&S STANDARD PLANS, AS SUPPLEMENTED AND REVISED, APPLY TO THIS PROJECT WHEN USED BY DESIGNATED PAY ITEM OR SUBSIDIARY ITEM.

THE NEW OR REVISED M&S STANDARD PLANS SHEETS ARE ATTACHED AFTER THE LAST SHEET LISTED ON THE INDEX OF SHEETS.

COLORADO
 DEPARTMENT OF TRANSPORTATION
 STANDARD PLANS LIST
 M&S STANDARDS
 July 04, 2006

ALL DESIGNERS ARE NOW REQUIRED TO ONLY USE THIS STANDARD PLANS LIST SHEET TO SPECIFY WHICH NEW OR REVISED M&S STANDARDS SHEETS WILL BE USED IN THE HIGHWAY PLAN SET. THE LIST OF REVISED M&S STANDARDS THAT WENT ON THE TITLE SHEET IS NO LONGER REQUIRED.

DRAFT
 10/09/2008

Print Date: 10/8/2008	<input checked="" type="checkbox"/> R-X <input type="checkbox"/> <input type="checkbox"/> <input type="checkbox"/>	Sheet Revisions			Colorado Department of Transportation				As Constructed		PLAN SHEET				Project No./Code	
File Name: 15782StandardPlanList.dgn		Date:	Comments	Init.	 4670 Holly Street Denver, CO 80216-6408 Phone: 303-398-6765 FAX: 303-398-6781				No Revisions:		Designer: XXXXXXXX Structure X-XX-XX Detailer: XXXXXXXX Numbers X-XX-XX Sheet Subset: XXXXXXXX Subset Sheets: XXX of XXX				STA C800-001	
Horiz. Scale: 1:1 Vert. Scale: As Noted									Revised:						Void:	
Unit Information	Unit Leader Initials				Region 6 IDM						Sheet Number		2			

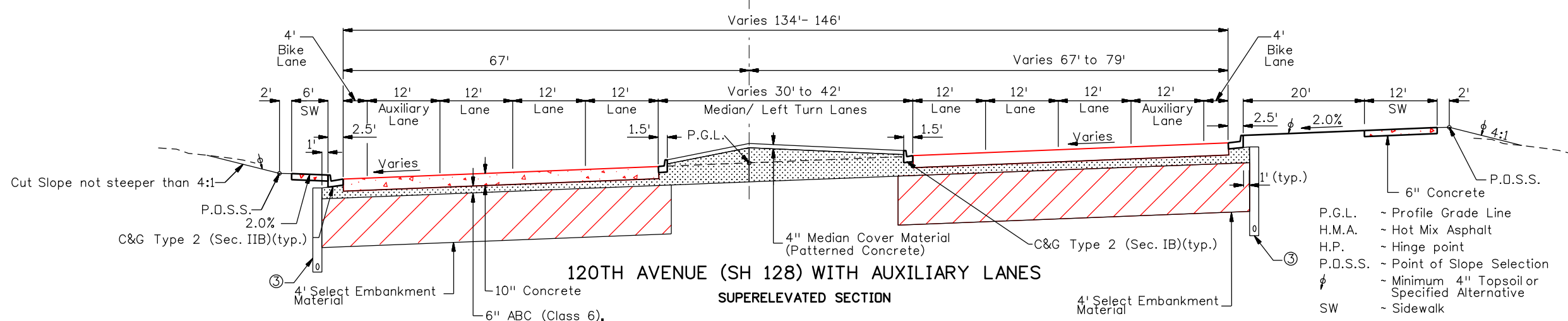
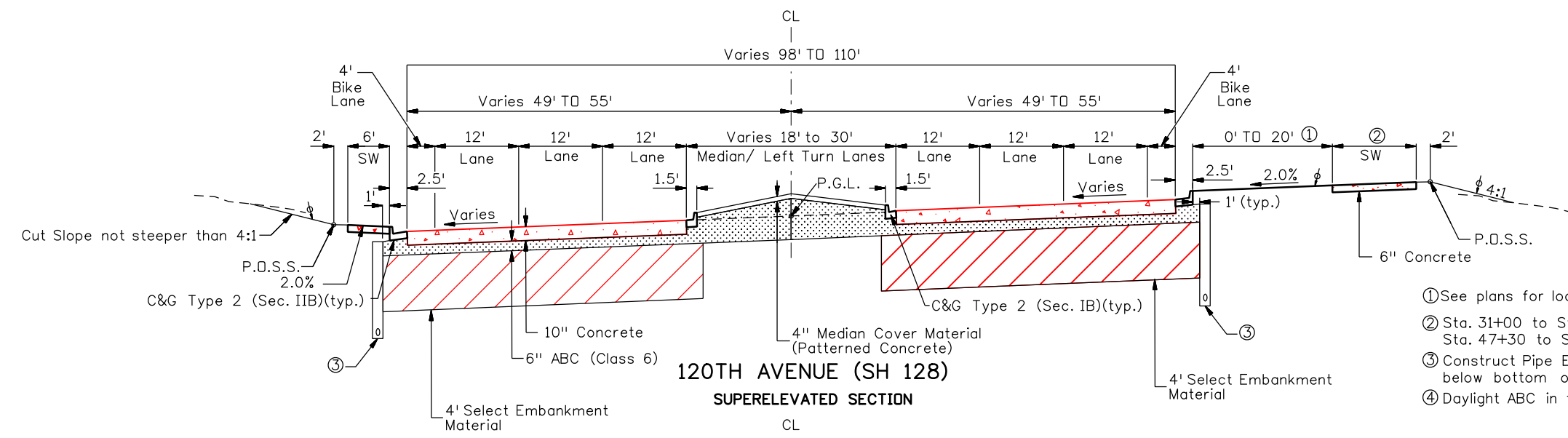
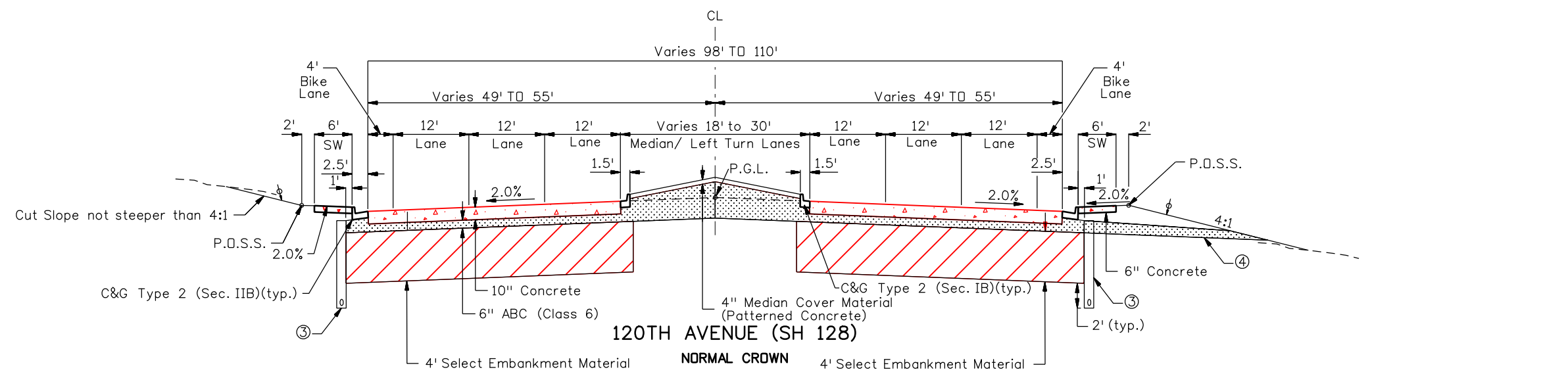
ROADWAY DESIGN CRITERIA

DESIGN DATA	120TH Ave Connection (SH 128)			Wadsworth Blvd.		Commerce St.		118th Ave.	Wadsworth Place	Frontage Rd. Access	
Roadway Classification	State Highway			Minor Arterial		Connector		Connector	Local Res.	N/A	
Horizontal Curves	Curve 1	Curve 2	Curve 3 (FIO)	Curve 6	Curve 7	Curve 4	Curve 5	n/a	Curve 8	Curve 9	Curve 10
Maximum Design Speed (MPH)	60	50	40	30	35	30	25		30	10	10
Posted Speed (MPH)	45	45	40	30	35	25	25	25	25	-	-
Radius (ft.)	8000	3000	1440	333	510	400	300	-	300	32	28
E _{max} (%)	6%	6%	6%	NC	NC	NC	NC	NC	NC	NC	NC
Curb and Gutter Required	Yes	Yes	Yes	Yes	Yes	Yes	Yes	Yes	No	No	No
Design Vehicle	WB-40	WB-40	WB-40								

DRAFT
10/09/2008

Print Date: 10/8/2008		Sheet Revisions			Colorado Department of Transportation 4670 Holly Street Denver, CO 80216-6408 Phone: 303-398-6765 FAX: 303-398-6781 Region 6	As Constructed	ROADWAY DESIGN CRITERIA			Project No./Code	
File Name: 15782RdwyDsgCriteria01.dgn		Date:	Comments	Init.		No Revisions:				STA C800-001	
Horiz. Scale: 1:1 Vert. Scale: As Noted						Revised:	Designer: XXXXXXXX	Structure Numbers	X-XX-XX		16501
Unit Information Unit Leader Initials						Void:	Detailer: XXXXXXXX	X-XX-XX		Sheet Number	
					Sheet Subset: XXXXXXXX	Subset Sheets: XXX of XXX		3			

NazkowskaER 5:37:32 PM j:\transportation\072208.405\15782\design\drawings\15782RdwyDsgCriteria01.dgn



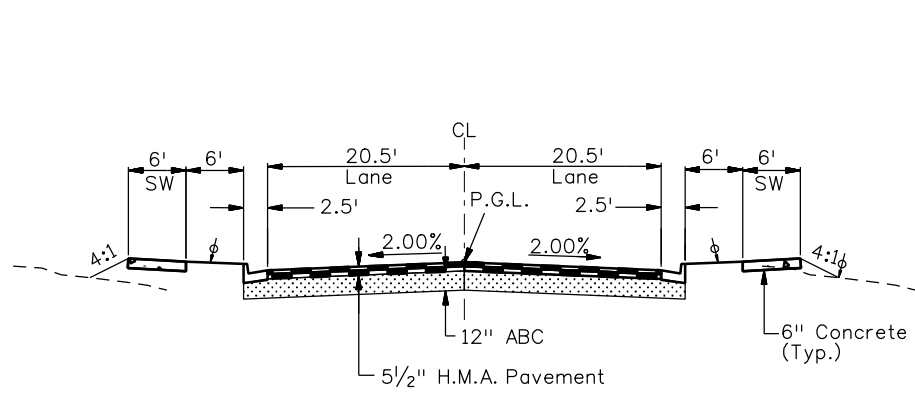
- ① See plans for location.
- ② Sta. 31+00 to Sta. 47+30 - 12' Sidewalk
Sta. 47+30 to Sta. 67+00 - 6' Sidewalk
- ③ Construct Pipe Edge Drain in cut areas per M-605-1, depth 2' below bottom of select Embankment Material.
- ④ Daylight ABC in fill areas if pipe edge drain is not used.

- P.G.L. - Profile Grade Line
- H.M.A. - Hot Mix Asphalt
- H.P. - Hinge point
- P.D.S.S. - Point of Slope Selection
- φ - Minimum 4" Topsoil or Specified Alternative
- SW - Sidewalk

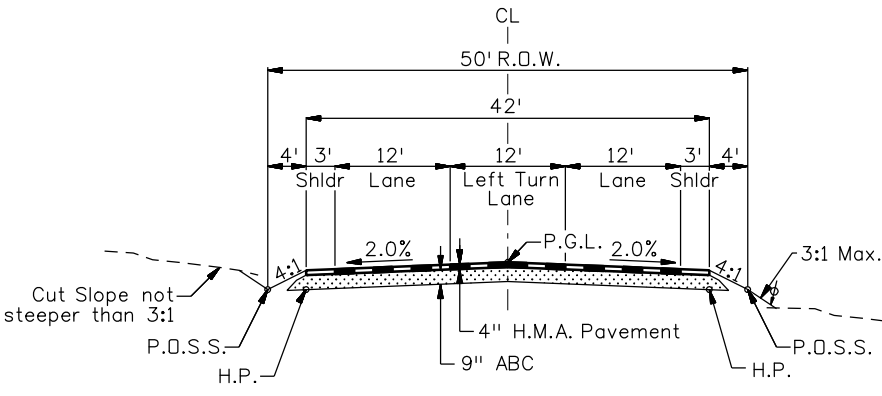
DRAFT
10/09/2008

Print Date: 10/8/2008	Sheet Revisions	Colorado Department of Transportation	As Constructed	TYPICAL SECTIONS	Project No./Code	
File Name: 15782TypSection01.dgn	Date: Comments Init.	4670 Holly Street Denver, CO 80216-6408 Phone: 303-398-6765 FAX: 303-398-6781 Region 6 IDM	No Revisions:	STA C800-001		
Horiz. Scale: 1:20 Vert. Scale: As Noted			Revised:	Designer: XXXXXXXX	Structure X-XX-XX	16501
Unit Information Unit Leader Initials			Void:	Detailer: XXXXXXXX	Numbers X-XX-XX	Sheet Number
				Sheet Subset: TY	4	
				Subset Sheets: 01 of 03		

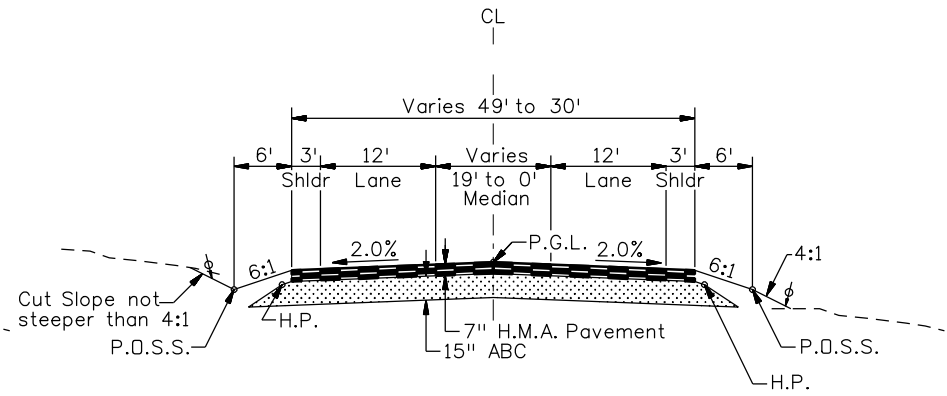
NazkowskieER 5:37:38 PM j:\transportation\072208.405\15782\design\drawings\15782TypSection01.dgn



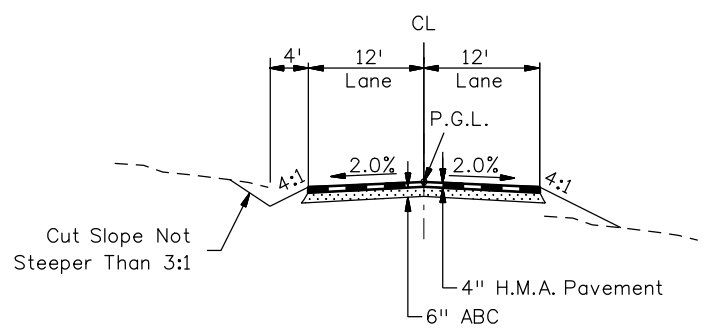
DESTINATION DRIVE



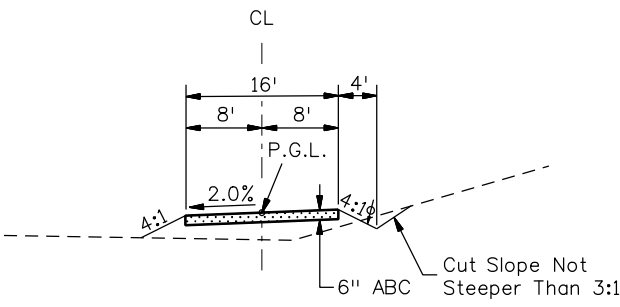
WADSWORTH PLACE



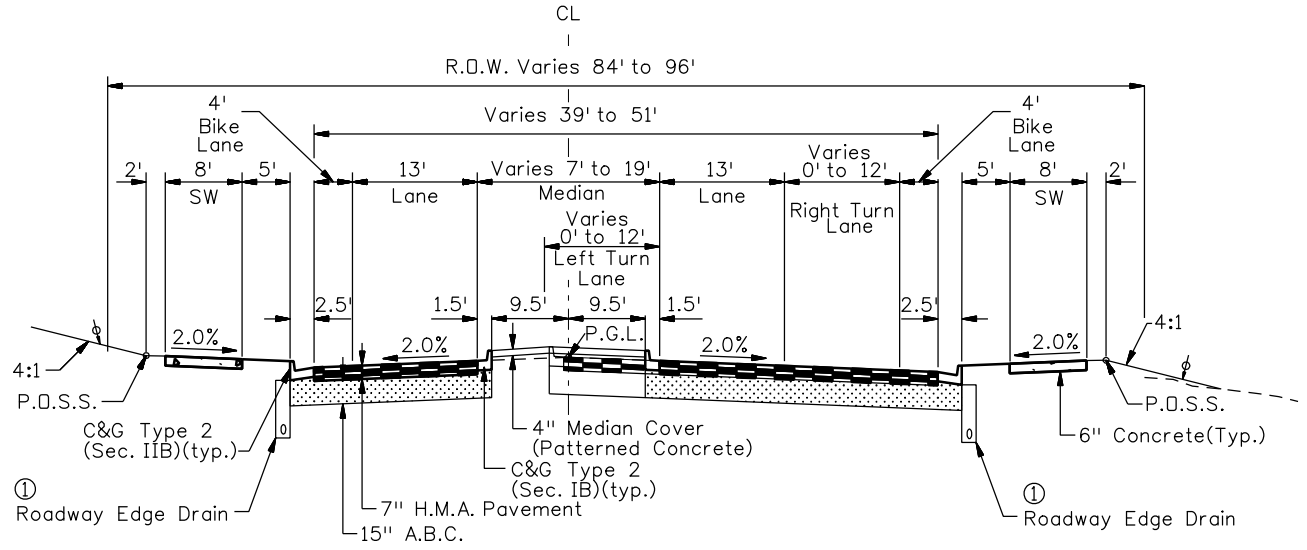
WADSWORTH BLVD.
STA. 23+86 TO STA. 28+00



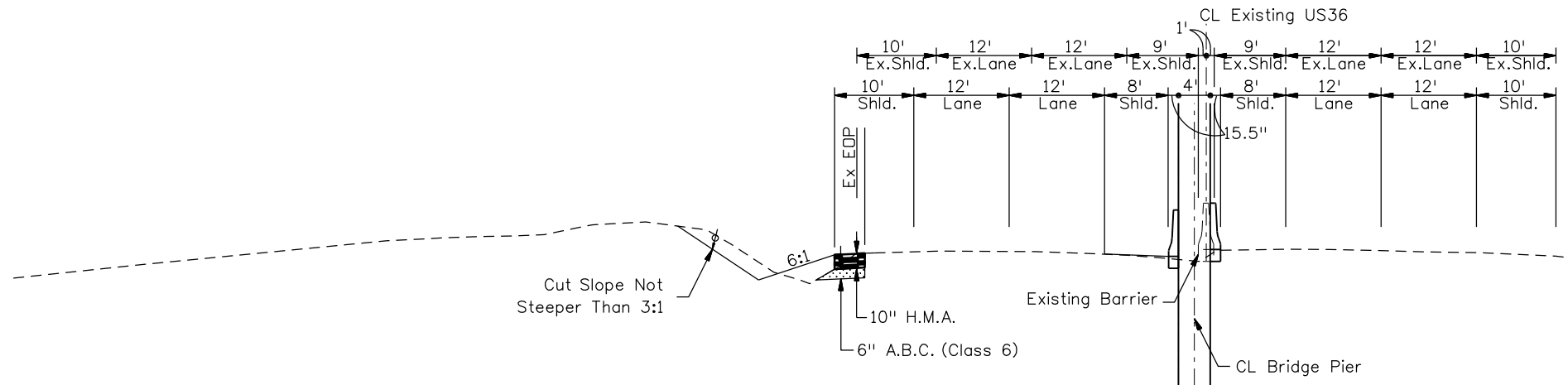
FRONTAGE ROAD ACCESS



WEST POND ACCESS



WADSWORTH BLVD.
STA. 11+00 TO STA. 23+86



US36 UNDER BRIDGE


- P.G.L. ~ Profile Grade Line
- H.M.A. ~ Hot Mix Asphalt
- H.P. ~ Hinge point
- P.D.S.S. ~ Point of Slope Selection
- φ ~ Minimum 4" Topsoil or Specified Alternative
- SW ~ Sidewalk

DRAFT
10/09/2008

Print Date: 10/9/2008
File Name: 15782TypSection02.dgn
Horiz. Scale: 1:20 Vert. Scale: As Noted
Unit Information Unit Leader Initials

Sheet Revisions		
Date:	Comments	Init.

Colorado Department of Transportation



4670 Holly Street
Denver, CO 80216-6408
Phone: 303-398-6765 FAX: 303-398-6781

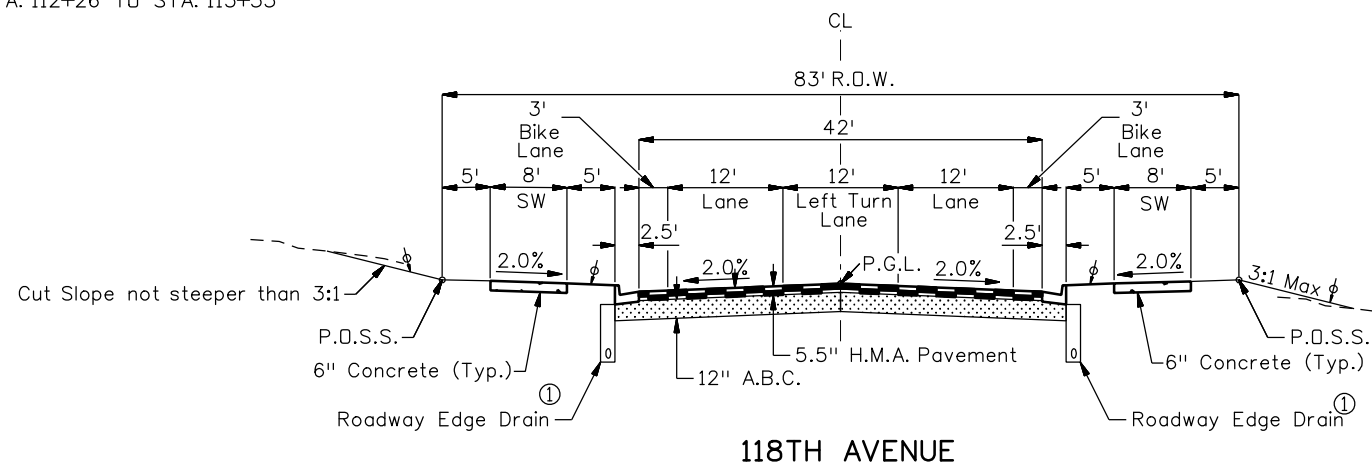
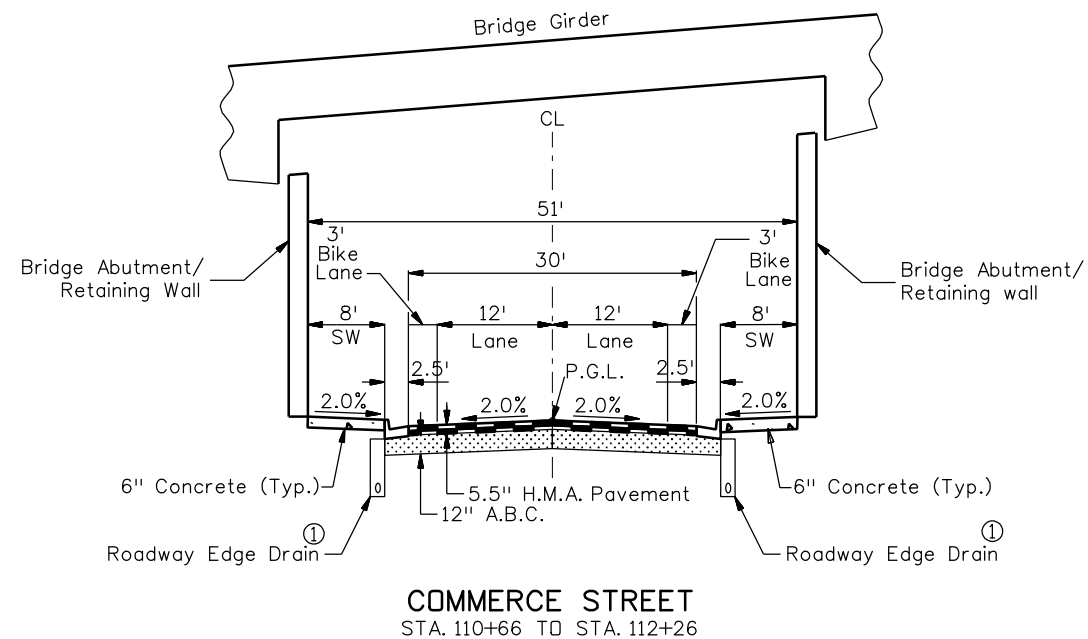
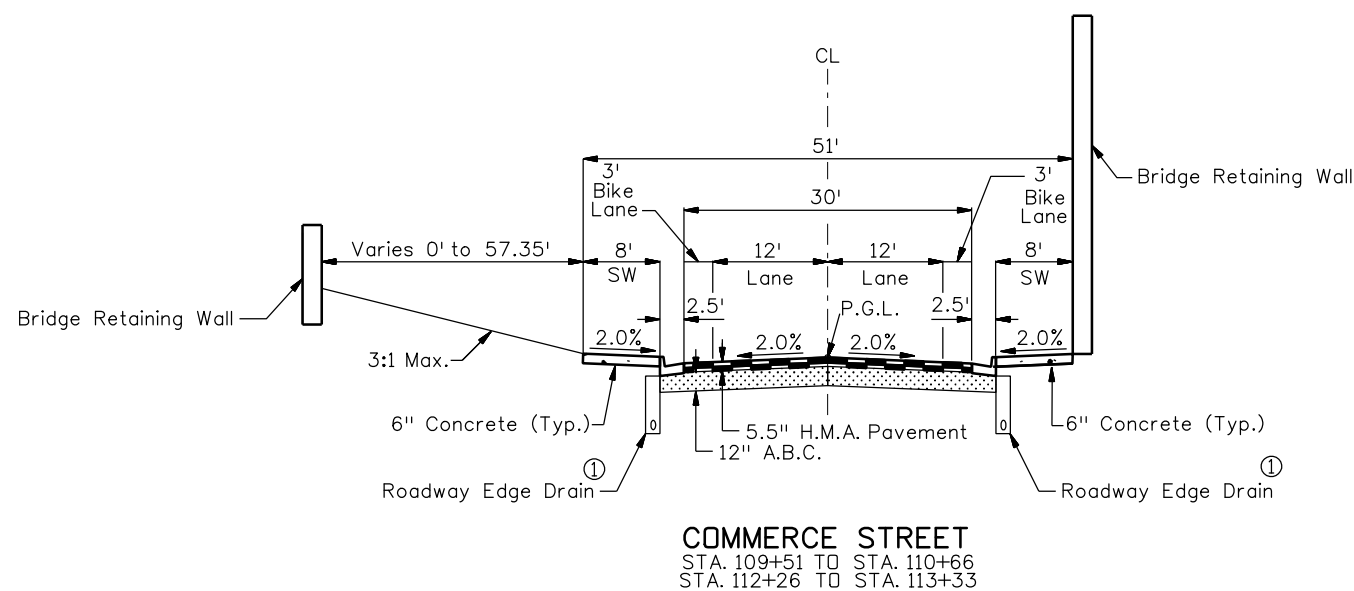
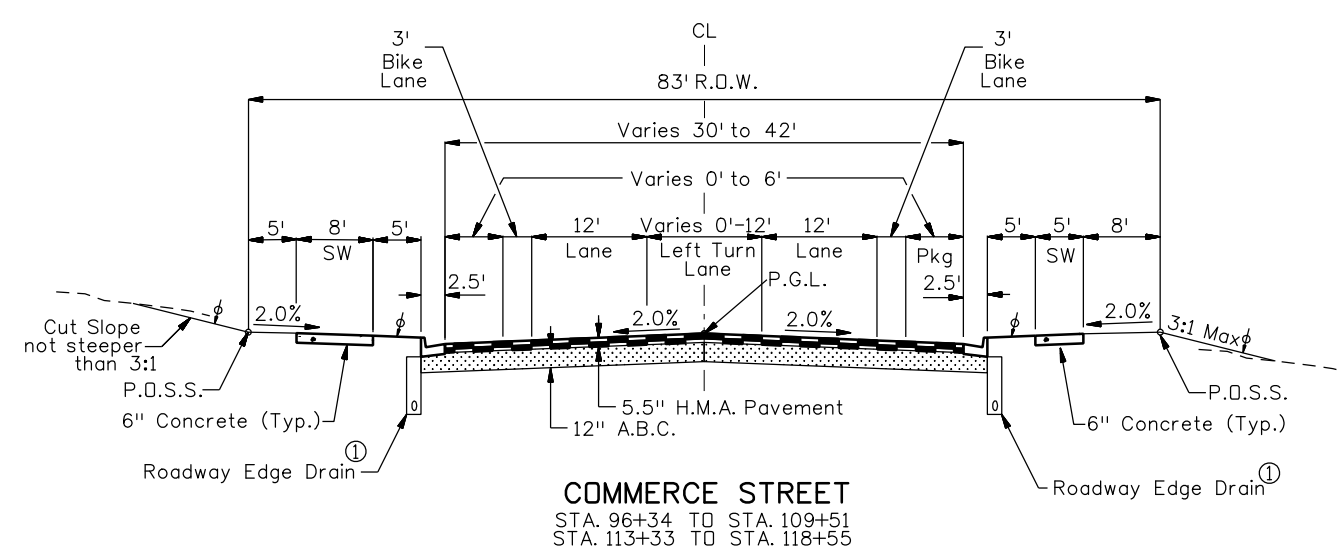
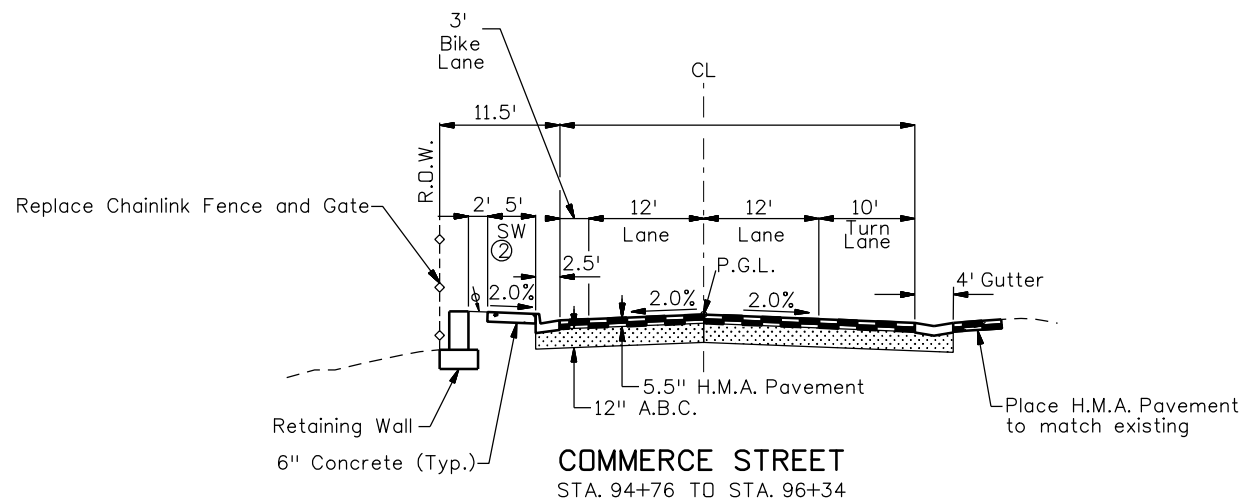
Region 6 IDM

As Constructed
No Revisions:
Revised:
Void:

TYPICAL SECTIONS			
Designer:	EN	Structure	X-XX-XX
Detailer:	EN	Numbers	X-XX-XX
Sheet Subset:	TY	Subset Sheets:	02 of 03

Project No./Code
STA C800-001
16501
Sheet Number
5

NazkowskieER 8:56:56 AM j:_Transportation\072208.405\15782\Design\Drawings\15782TypSection02.dgn



- ① Edge drain per Broomfield Standards
- ② See plans for sidewalk location.

- P.G.L. ~ Profile Grade Line
- H.M.A. ~ Hot Mix Asphalt
- H.P. ~ Hinge point
- P.O.S.S. ~ Point of Slope Selection
- φ ~ Minimum 4" Topsoil or Specified Alternative
- SW ~ Sidewalk

DRAFT
10/09/2008

Print Date: 10/9/2008	
File Name: 15782TypSection03.dgn	
Horiz. Scale: 1:20	Vert. Scale: As Noted
Unit Information	Unit Leader Initials

Sheet Revisions		
Date:	Comments	Init.

Colorado Department of Transportation

DOT
DEPARTMENT OF TRANSPORTATION

4670 Holly Street
Denver, CO 80216-6408
Phone: 303-398-6765 FAX: 303-398-6781

Region 6 IDM

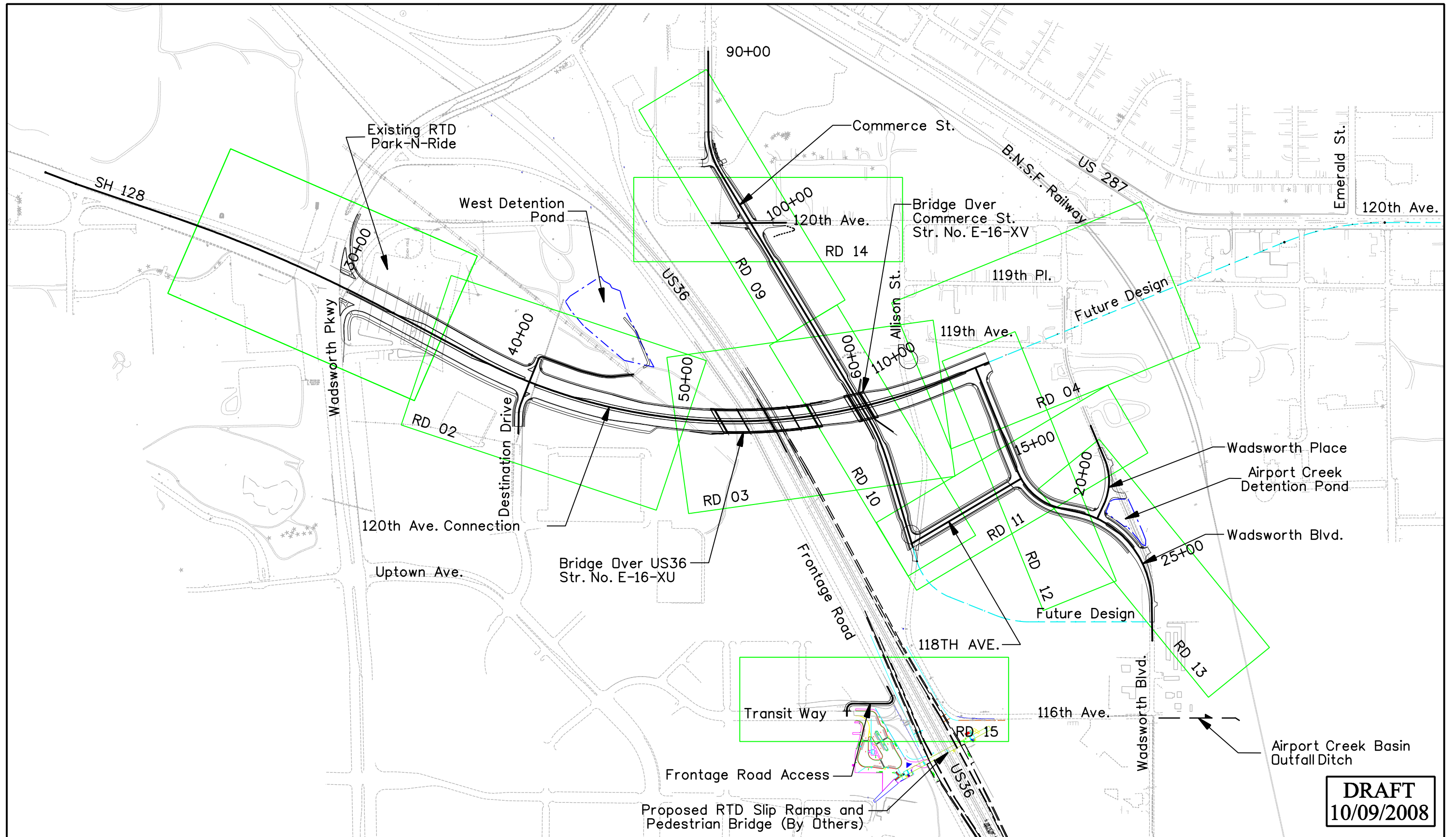
As Constructed
No Revisions:
Revised:
Void:

TYPICAL SECTIONS			
Designer:	EN	Structure	X-XX-XX
Detailer:	EN	Numbers	X-XX-XX
Sheet Subset:	TY	Subset Sheets:	03 of 03


Project No./Code
STA C800-001
16501
Sheet Number 6

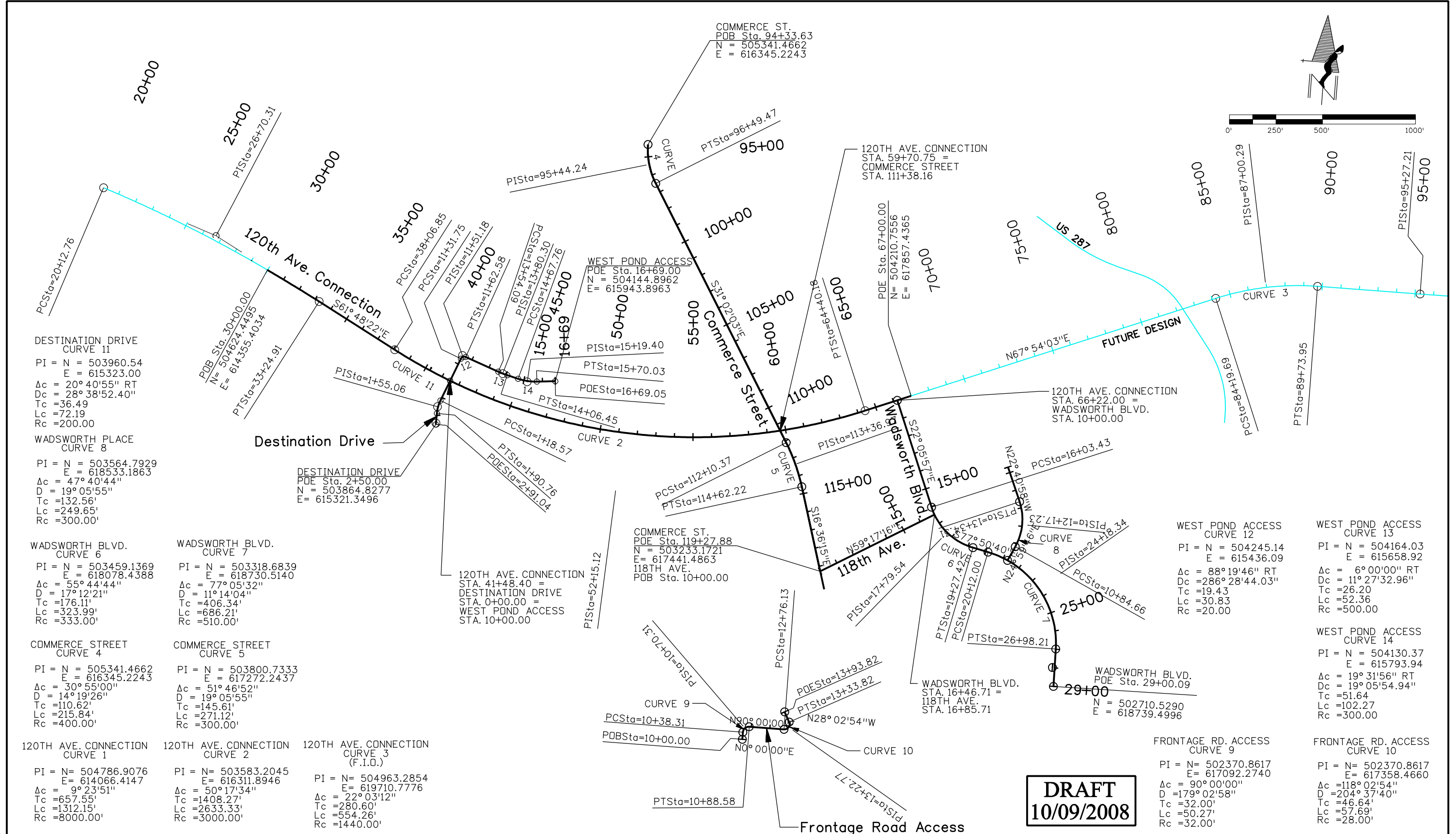
NazkowskieER 8:58:28 AM j:_Transportation\072208.405\15782\Design\Drawings\15782TypSection03.dgn

NazzkowskiER 5:38:56 PM j:\transportation\072208.405\15782\design\drawings\15782KeyMap01.dgn



DRAFT
10/09/2008

Print Date: 10/8/2008		Sheet Revisions			Colorado Department of Transportation		As Constructed		KEY PLAN		Project No./Code			
File Name: 15782KeyMap01.dgn		Date:	Comments	Init.	 4670 Holly Street Denver, CO 80216-6408 Phone: 303-398-6765 FAX: 303-398-6781 Region 6 IDM		No Revisions:		Designer: XXXXXXXX Detailer: XXXXXXXX Sheet Subset: KEY		STA C800-001			
Horiz. Scale: 1:500							Revised:				Structure Numbers		16501	
Unit Information							Void:				Subset Sheets: 01 of 01		Sheet Number	
Vert. Scale: As Noted											7			
Unit Leader Initials														




DRAFT
10/09/2008

Print Date: 10/8/2008
File Name: 15782Alignment01.dgn
Horiz. Scale: 1:500 Vert. Scale: As Noted
Unit Information Unit Leader Initials

Sheet Revisions		
Date:	Comments	Init.

Colorado Department of Transportation



4670 Holly Street
Denver, CO 80216-6408
Phone: 303-398-6765 FAX: 303-398-6781

Region 6 IDM

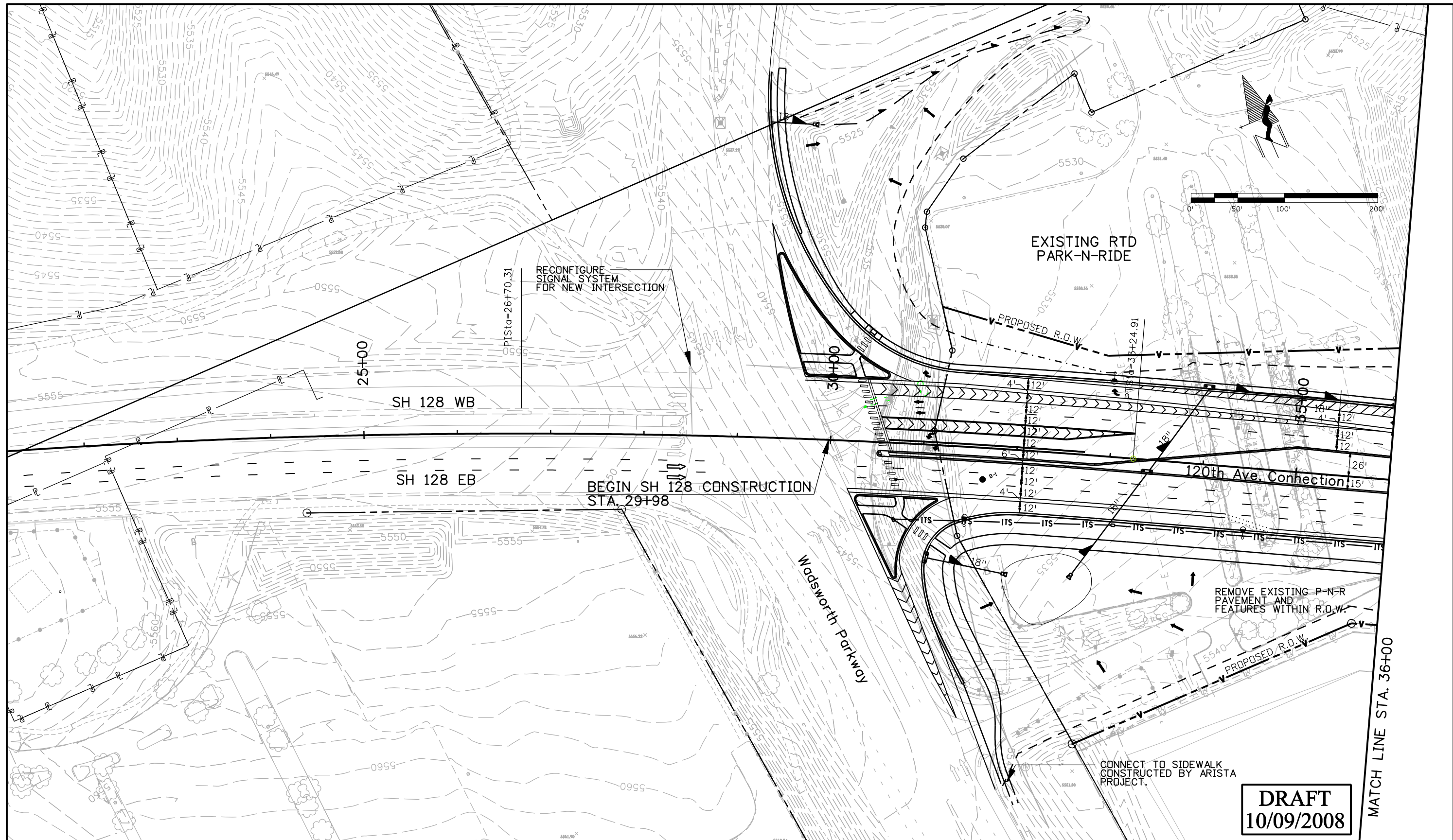
As Constructed
No Revisions:
Revised:
Void:

GEOMETRIC CONTROL LAYOUT			
Designer: XXXXXXXX	Structure Numbers	X-XX-XX	X-XX-XX
Detailer: XXXXXXXX	Sheet Subset: GE	Subset Sheets: 01 of 01	

Project No./Code
STA C800-001
16501
Sheet Number 8

Nazzkowski.dwg 5:41:08 PM j:_transportation\072208.405\15782\drawings\15782Alignment01.dgn


Naszukowski.dwg 9:26:36 AM j:_Transportation\072208.405\15782\Design\Drawings\15782Plan01.dgn



Print Date: 10/9/2008
File Name: 15782Plan01.dgn
Horiz. Scale: 1:100 Vert. Scale: As Noted
Unit Information Unit Leader Initials

Sheet Revisions		
Date:	Comments	Init.

Colorado Department of Transportation



4670 Holly Street
Denver, CO 80216-6408
Phone: 303-398-6765 FAX: 303-398-6781

Region 6 IDM

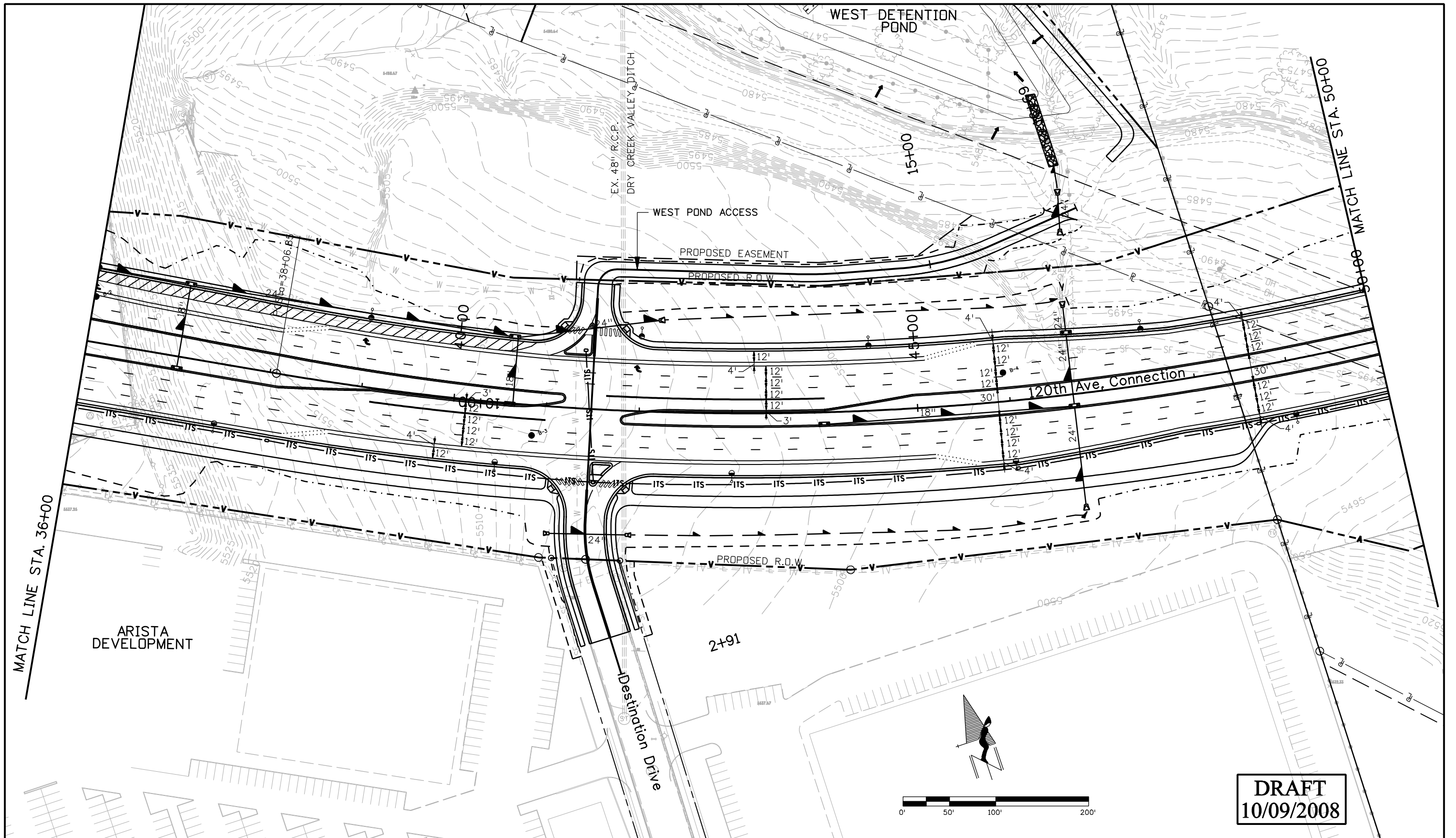
As Constructed
No Revisions:
Revised:
Void:

120TH AVE. CONNECTION PLAN SHEET STA. 29+98 TO STA. 36+00			
Designer:	XXXXXXXX	Structure Numbers:	X-XX-XX
Detailer:	XXXXXXXX	Structure Numbers:	X-XX-XX
Sheet Subset:	RD	Subset Sheets:	01 of 15

Project No./Code	STA C800-001
	16501
Sheet Number	9

DRAFT
10/09/2008

Naszowski.dwg 3:14:00 PM j:\transportation\072208.405\15782\design\drawings\15782Plan02.dgn



DRAFT
10/09/2008

Print Date: 10/8/2008
File Name: 15782Plan02.dgn
Horiz. Scale: 1:100 Vert. Scale: As Noted
Unit Information Unit Leader Initials

Sheet Revisions		
Date:	Comments	Init.

Colorado Department of Transportation



4670 Holly Street
Denver, CO 80216-6408
Phone: 303-398-6765 FAX: 303-398-6781

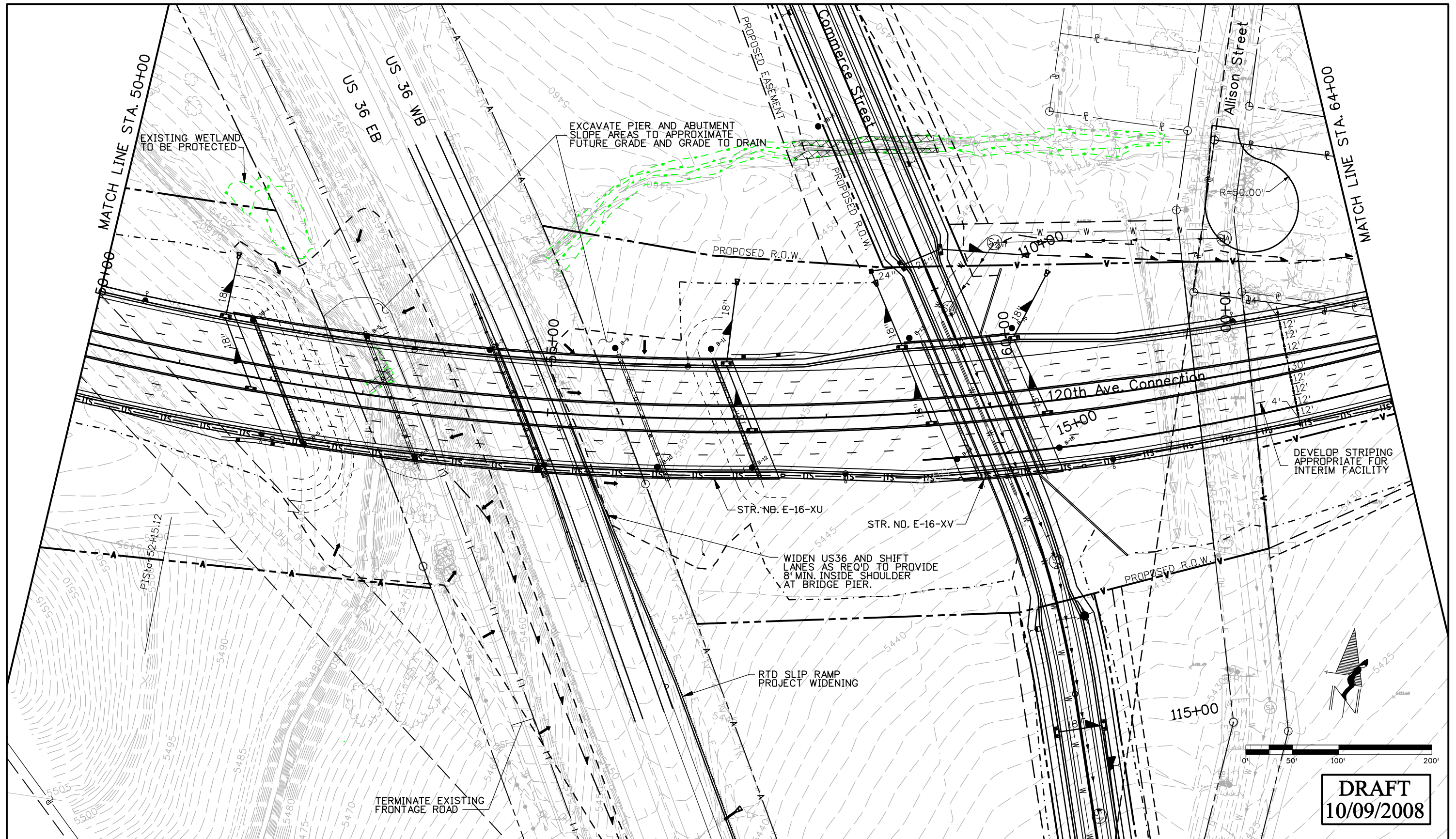
Region 6 IDM

As Constructed
No Revisions:
Revised:
Void:


120TH AVE. CONNECTION			
PLAN SHEET			
STA. 36+00 TO STA. 50+00			
Designer: XXXXXXXX	Structure Numbers	X-XX-XX	X-XX-XX
Detailer: XXXXXXXX	Sheet Subset: RD	Subset Sheets: 02 of 15	

Project No./Code
STA C800-001
16501
Sheet Number 10

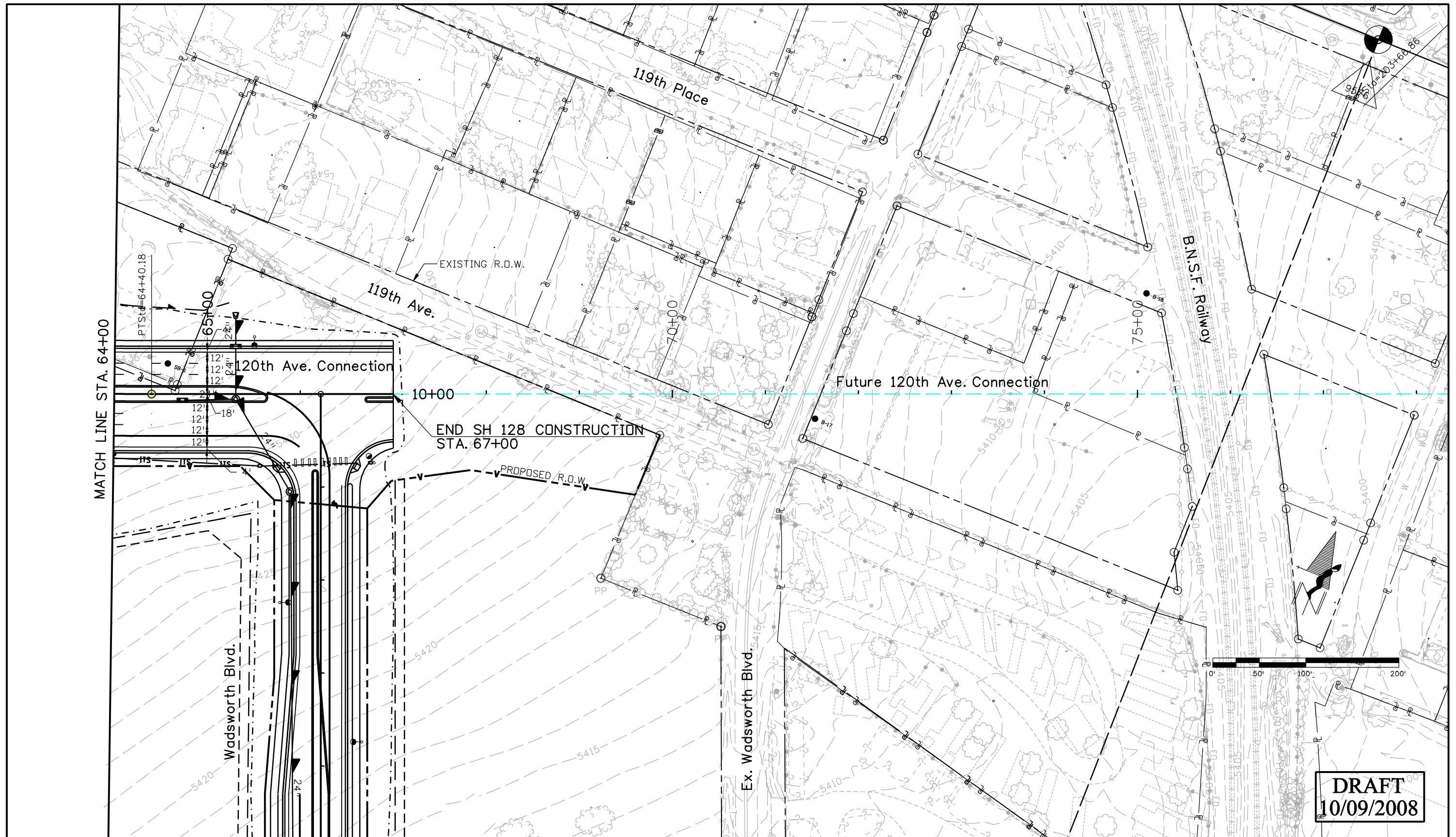
Naszkowski 5:48:03 PM j:_Transportation\072208.405\15782\Design\Drawings\15782Plan03.dgn




DRAFT
10/09/2008

Print Date: 10/8/2008	<table border="1"> <thead> <tr> <th colspan="3">Sheet Revisions</th> </tr> <tr> <th>Date:</th> <th>Comments</th> <th>Init.</th> </tr> </thead> <tbody> <tr> <td> </td> <td> </td> <td> </td> </tr> </tbody> </table>	Sheet Revisions			Date:	Comments	Init.				Colorado Department of Transportation		As Constructed	120TH AVE. CONNECTION PLAN SHEET		Project No./Code
Sheet Revisions																
Date:		Comments	Init.													
File Name: 15782Plan03.dgn			 4670 Holly Street Denver, CO 80216-6408 Phone: 303-398-6765 FAX: 303-398-6781	No Revisions:	STA. 50+00 TO STA. 64+00		STA C800-001									
Horiz. Scale: 1:100 Vert. Scale: As Noted					Revised:	Designer: XXXXXXXX	Structure Numbers: X-XX-XX	16501								
Unit Information Unit Leader Initials			Region 6		Detailer: XXXXXXXX	Subset Sheets: X-XX-XX	Sheet Number									
			IDM	Void:	Sheet Subset: RD	03 of 15	11									

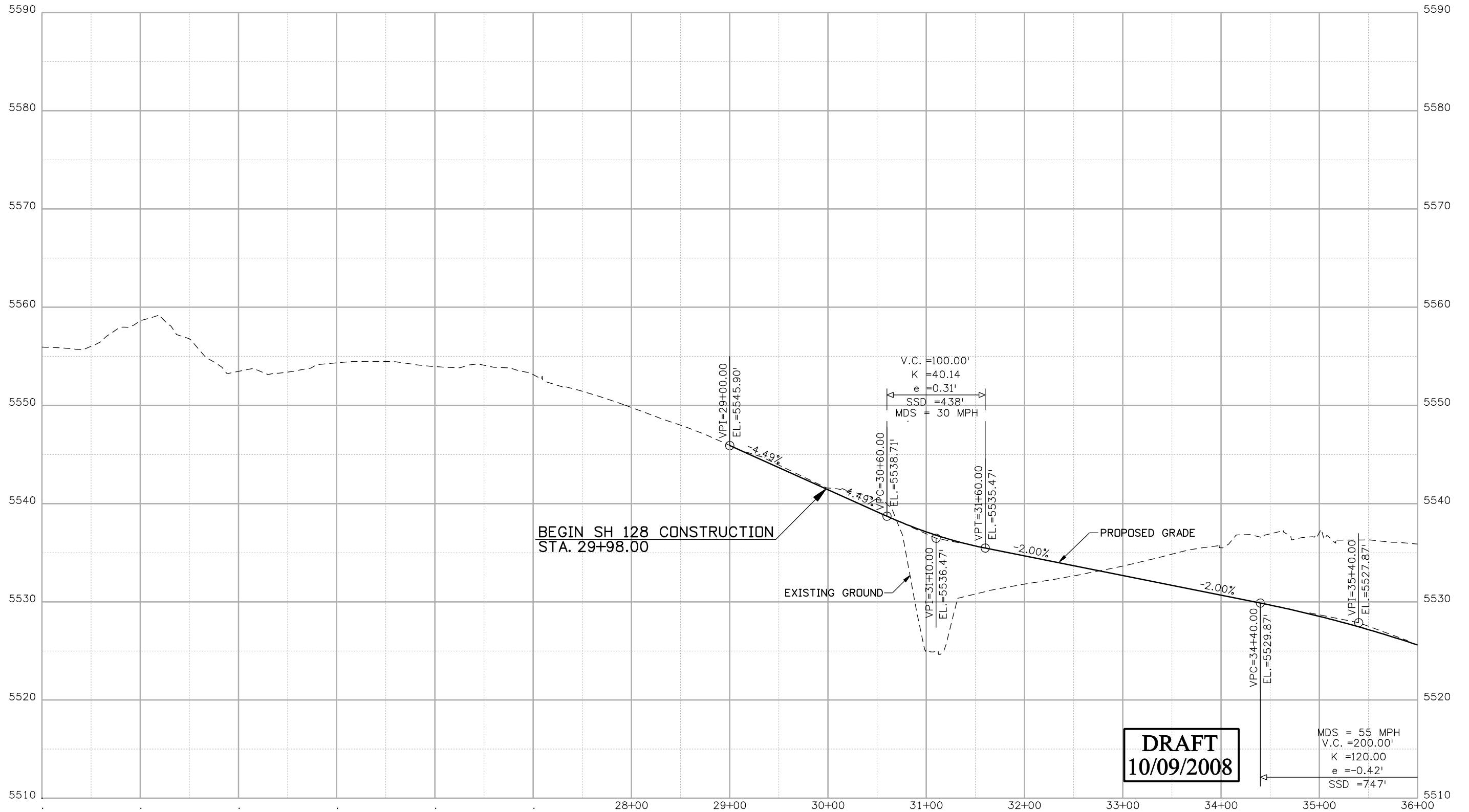
Naszowski 3:14:54 PM j:_transportation\072208.405\15782\design\drawings\15782Plan04.dgn



DRAFT
10/09/2008

Print Date: 10/8/2008		Sheet Revisions		Colorado Department of Transportation		As Constructed		120TH AVE. CONNECTION PLAN SHEET		Project No./Code	
File Name: 15782Plan04.dgn		Date:	Comments	Init.	4670 Holly Street Denver, CO 80216-6408 Phone: 303-398-6765 FAX: 303-398-6781		No Revisions:		STA. 64+00 TO STA. 67+00		STA C800-001
Horiz. Scale: 1:100							Revised:		Designer: XXXXXXXX		16501
Unit Information							Void:		Detailer: XXXXXXXX		Structure Numbers: X-XX-XX
Unit Leader Initials					Region 6		Sheet Subset: RD		Subset Sheets: 04 of 15		Sheet Number 12

SCALE 1" = 100' HORIZ.
1" = 10' VERT.



BEGIN SH 128 CONSTRUCTION
STA. 29+98.00

EXISTING GROUND

PROPOSED GRADE

DRAFT
10/09/2008

MDS = 55 MPH
V.C. = 200.00'
K = 120.00
e = -0.42'
SSD = 747'

Print Date: 10/8/2008	
File Name: 15782Profile01.dgn	
Horiz. Scale: 1:100 Vert. Scale: As Noted	
Unit Information Unit Leader Initials	

Sheet Revisions		
Date:	Comments	Init.

Colorado Department of Transportation



4670 Holly Street
Denver, CO 80216-6408
Phone: 303-398-6765 FAX: 303-398-6781

Region 6 IDM

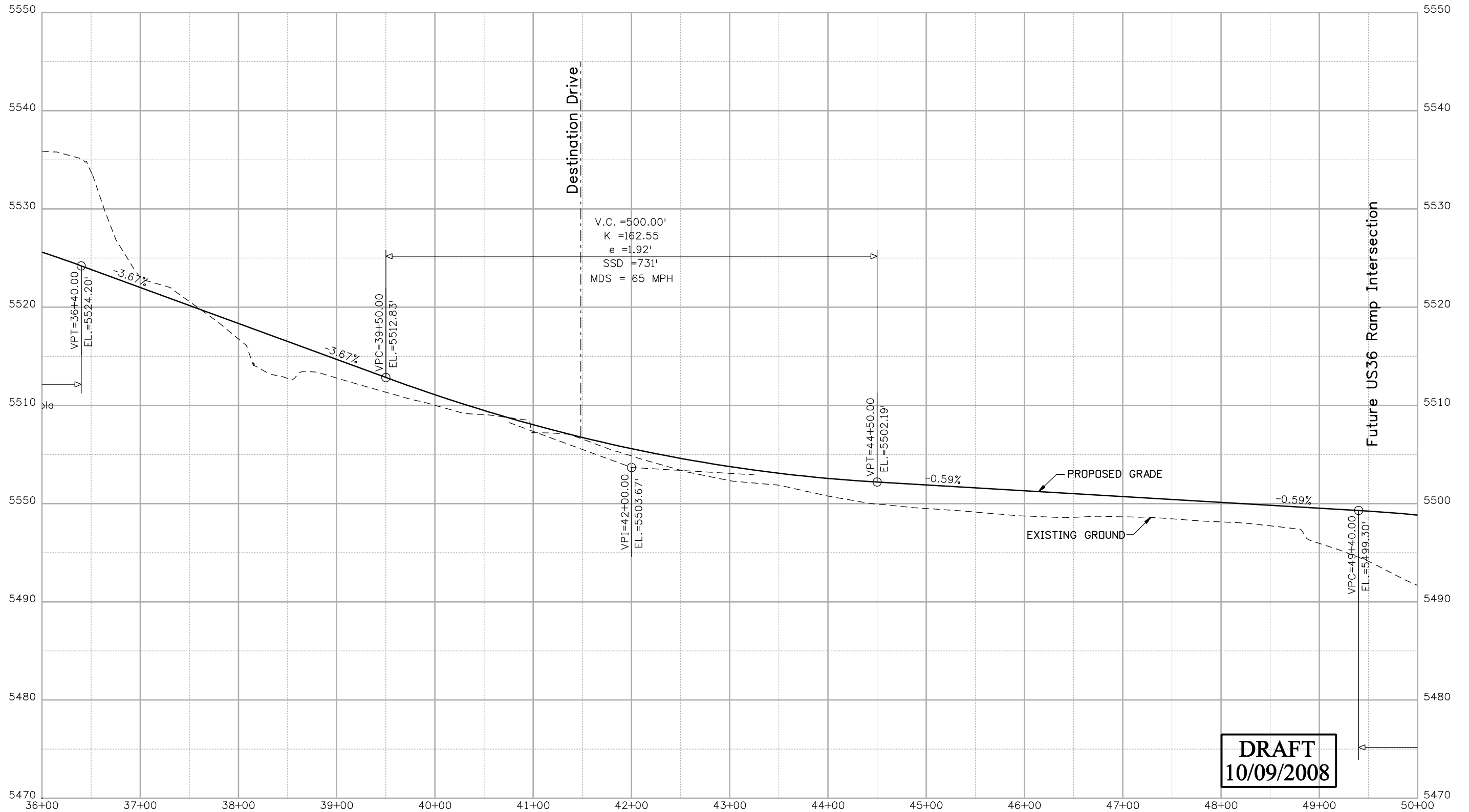
As Constructed	
No Revisions:	
Revised:	
Void:	

120TH AVE. CONNECTION PROFILE SHEET STA. 29+98 TO STA. 36+00			
Designer: XXXXXXXX	Structure Numbers	X-XX-XX	Sheet Number 13
Detailer: XXXXXXXX		X-XX-XX	
Sheet Subset: RD	Subset Sheets: 05 of 15		

Project No./Code	STA C800-001
	16501

Naszkoewski.dwg 3:15:14 PM J:_transportation\072208.405\15782\design\drawings\15782Profile01.dgn

SCALE 1" = 100' HORIZ.
1" = 10' VERT.




DRAFT
10/09/2008

Print Date: 10/8/2008	
File Name: 15782Profile02.dgn	
Horiz. Scale: 1:100 Vert. Scale: As Noted	
Unit Information Unit Leader Initials	

Sheet Revisions		
Date:	Comments	Init.

Colorado Department of Transportation



4670 Holly Street
Denver, CO 80216-6408
Phone: 303-398-6765 FAX: 303-398-6781

Region 6 IDM

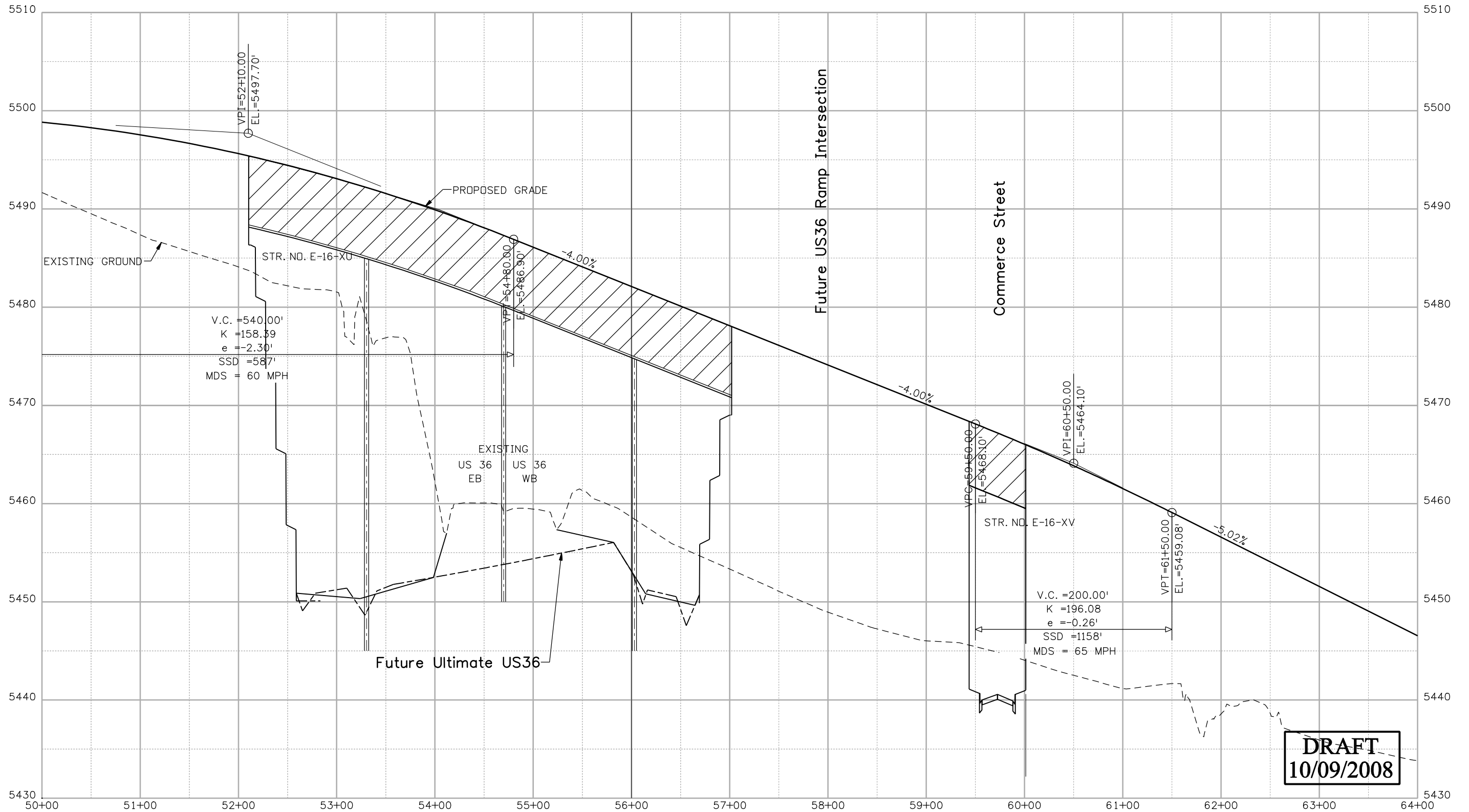
As Constructed
No Revisions:
Revised:
Void:

120TH AVE. CONNECTION PROFILE SHEET STA. 36+00 TO STA. 50+00			
Designer: XXXXXXXX	Structure Numbers	X-XX-XX	Sheet Number 14
Detailer: XXXXXXXX	Subset Sheets:	X-XX-XX	
Sheet Subset: RD	06 of 15		

Project No./Code
STA C800-001
16501

Naszkoewski.dwg 3:15:20 PM j:\transportation\072206.405\15782\design\drawings\15782Profile02.dgn

SCALE 1" = 100' HORIZ.
1" = 10' VERT.



DRAFT
10/09/2008

Print Date: 10/8/2008
File Name: 15782Profile03.dgn
Horiz. Scale: 1:100 Vert. Scale: As Noted
Unit Information Unit Leader Initials

Sheet Revisions		
Date:	Comments	Init.

Colorado Department of Transportation

4670 Holly Street
Denver, CO 80216-6408
Phone: 303-398-6765 FAX: 303-398-6781

Region 6 **IDM**

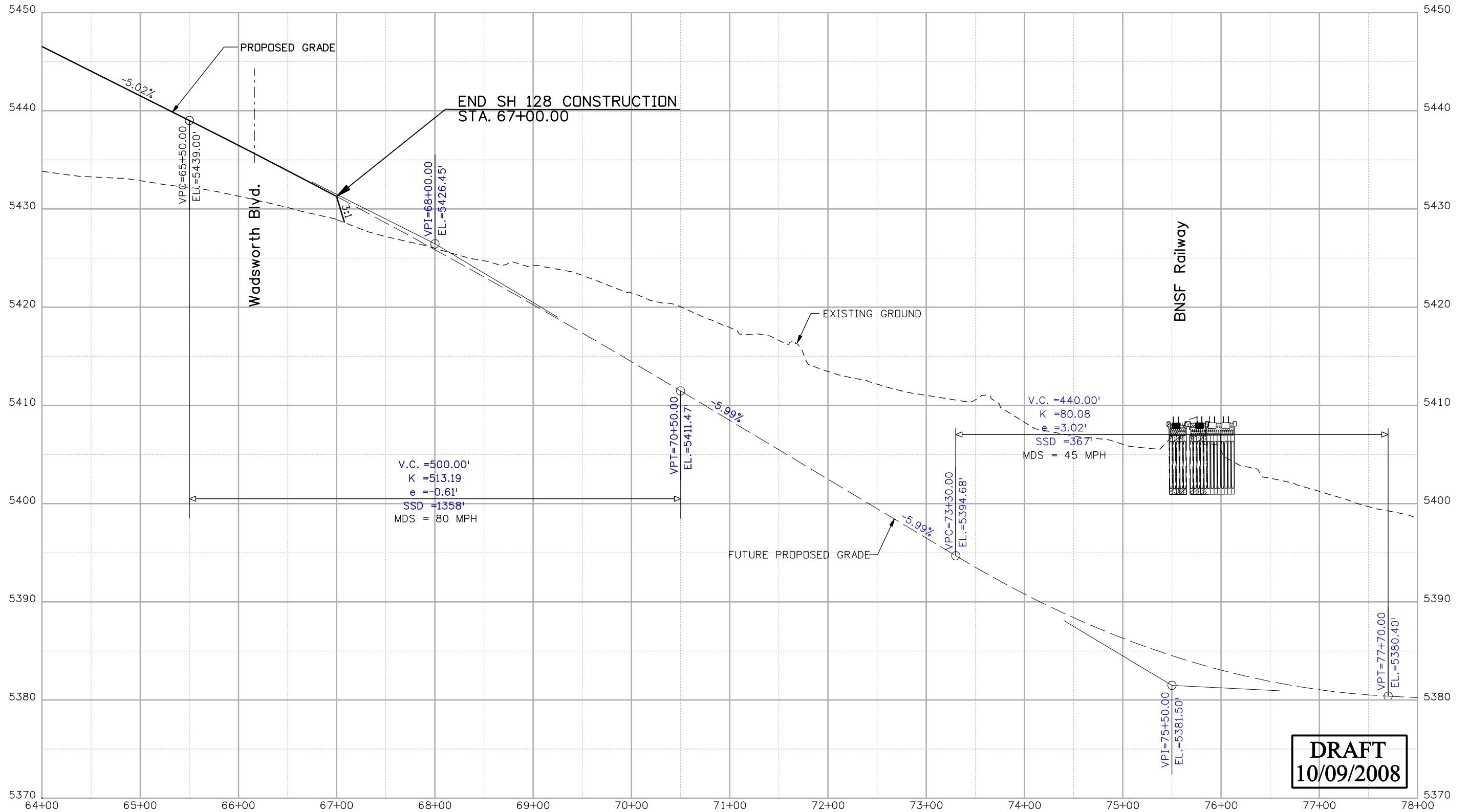
As Constructed
No Revisions:
Revised:
Void:

120TH AVE. CONNECTION PROFILE SHEET STA. 50+00 TO STA. 64+00			
Designer: XXXXXXXX	Structure Numbers	X-XX-XX	Sheet Number 15
Detailer: XXXXXXXX	Subset Sheets:	07 of 15	
Sheet Subset: RD			

Project No./Code
STA C800-001
16501
Sheet Number 15

Naszkoewski.dwg 3:15:26 PM j:_transportation\072208.405\15782\design\drawings\15782Profile03.dgn


SCALE 1" = 100' HORIZ.
1" = 10' VERT.



DRAFT
10/09/2008

Print Date: 10/8/2008
File Name: 15782Profile04.dgn
Horiz. Scale: 1:100 Vert. Scale: As Noted
Unit Information Unit Leader Initials

Sheet Revisions		
Date:	Comments	Init.

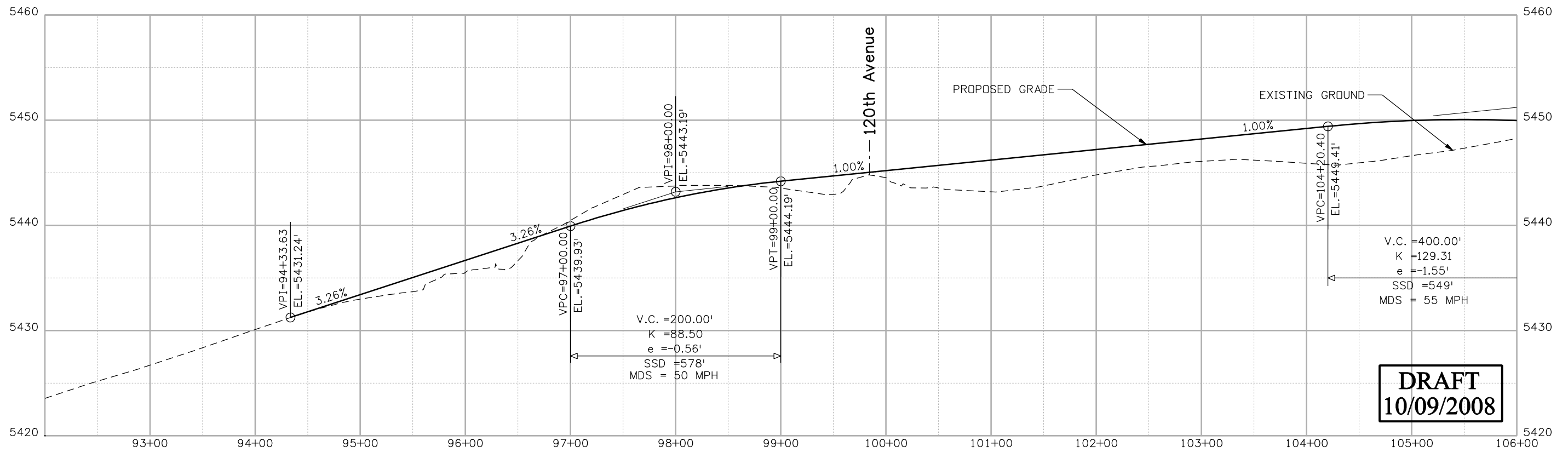
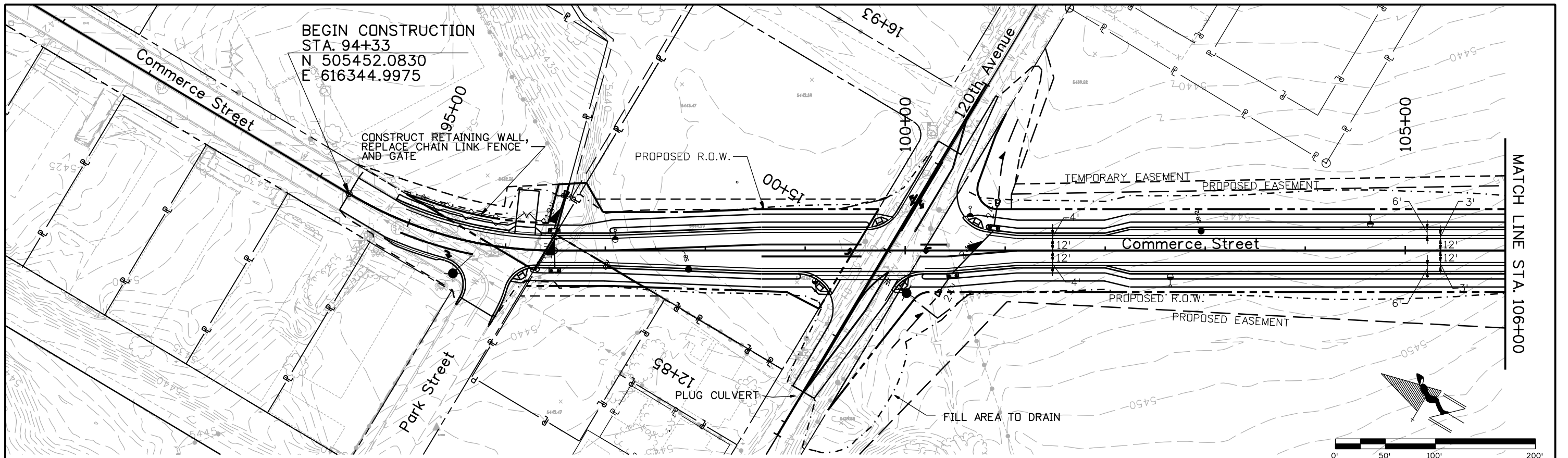
Colorado Department of Transportation

 4670 Holly Street
 Denver, CO 80216-6408
 Phone: 303-398-6765 FAX: 303-398-6781
Region 6 **IDM**

As Constructed
 No Revisions:
 Revised:
 Void:

120TH AVE. CONNECTION
PROFILE SHEET
STA. 64+00 TO STA. 67+00
 Designer: XXXXXXXX
 Detailer: XXXXXXXX
 Sheet Subset: RD
 Structure Numbers: X-XX-XX
 X-XX-XX
 Subset Sheets: 08 of 15

Project No./Code
 STA C800-001
 16501
Sheet Number 16

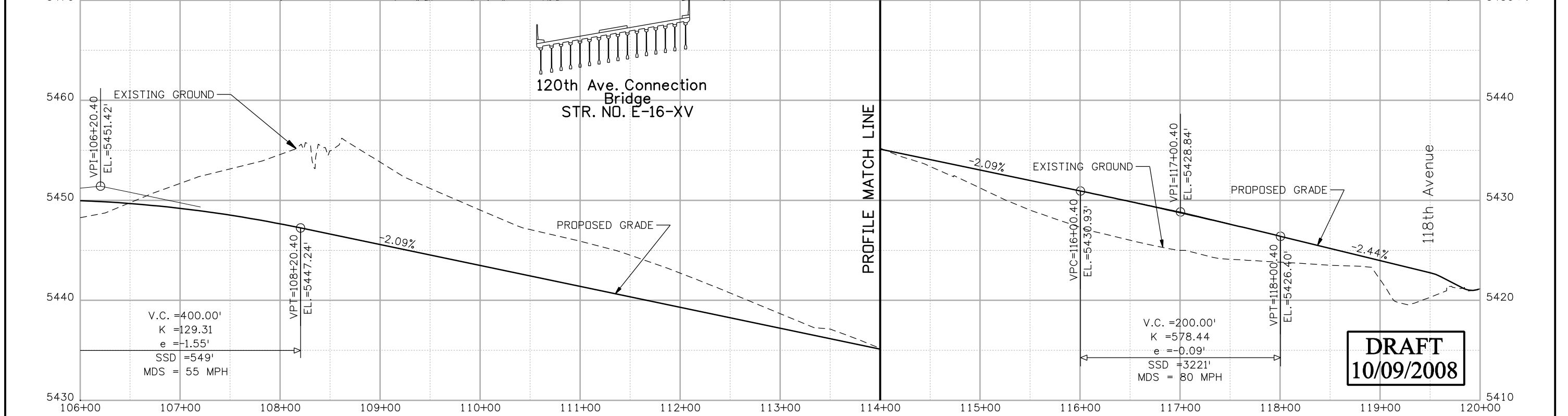
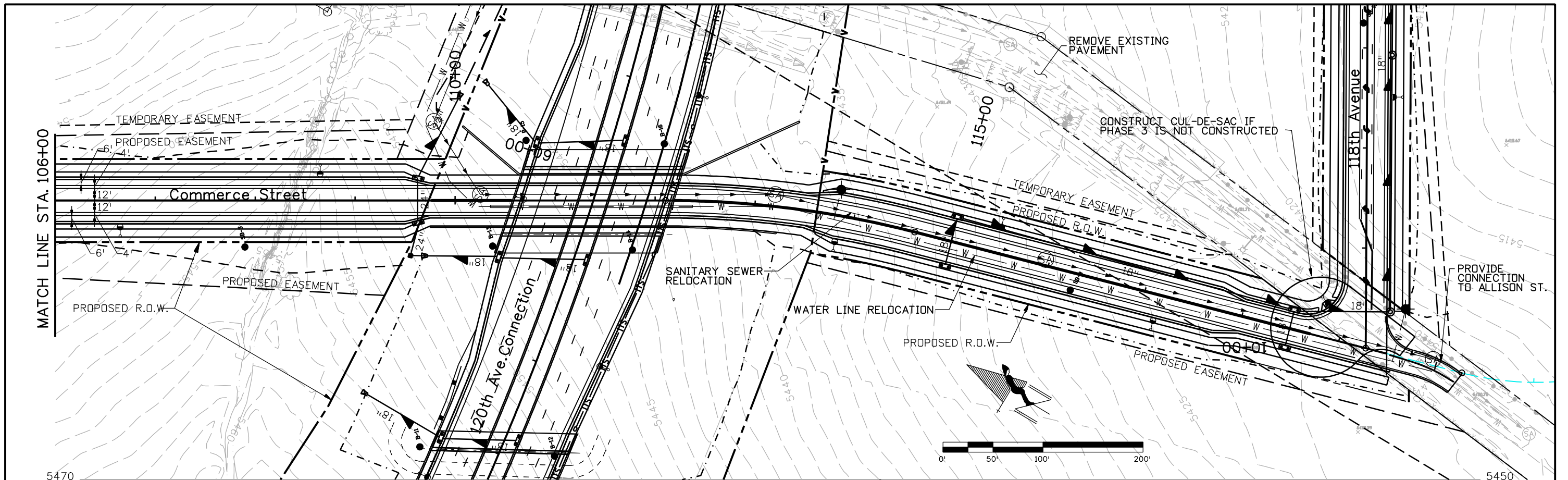
Naszkoewski.dwg 3:15:32 PM j:_transportation\072206.405\15782\design\drawings\15782Profile04.dgn



DRAFT
10/09/2008

Print Date: 10/8/2008		Sheet Revisions Date: Comments Init.			Colorado Department of Transportation 4670 Holly Street Denver, CO 80216-6408 Phone: 303-398-6765 FAX: 303-398-6781 Region 6 IDM	As Constructed No Revisions: Revised: Void:	COMMERCE STREET PLAN AND PROFILE STA. 94+33 TO STA. 106+00			Project No./Code STA C800-001	
File Name: 15782PnP01.dgn		Horiz. Scale: 1:100 Vert. Scale: As Noted	Designer: XXXXXXXX Structure X-XX-XX Detailer: XXXXXXXX Numbers X-XX-XX	16501							
Unit Information Unit Leader Initials		Sheet Subset: RD Subset Sheets: 09 of 15	Sheet Number 17								

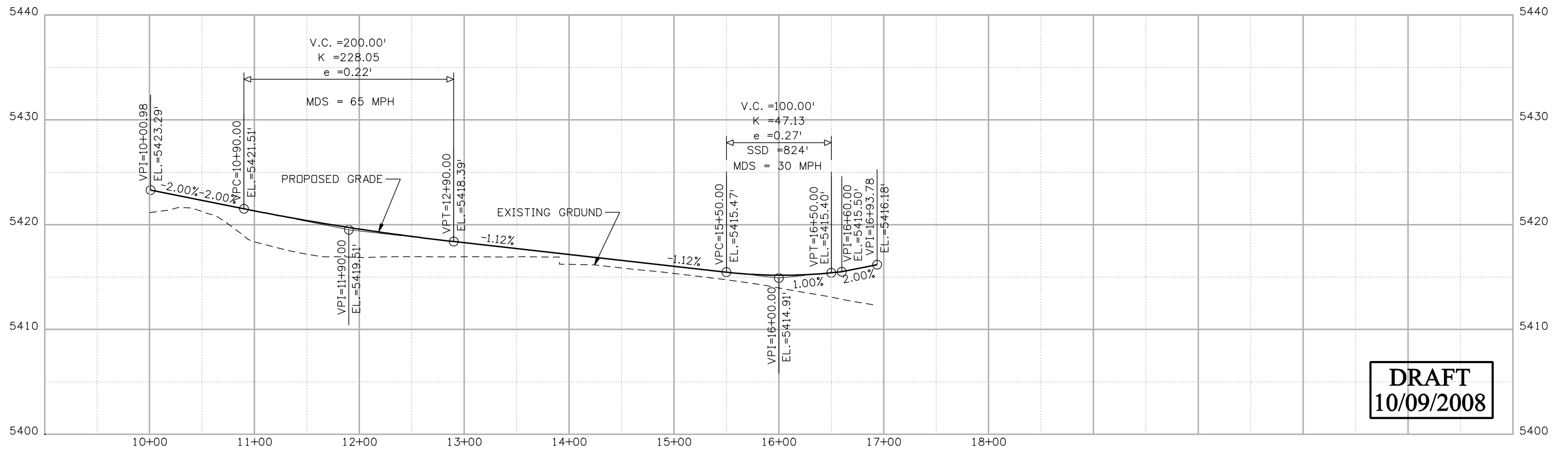
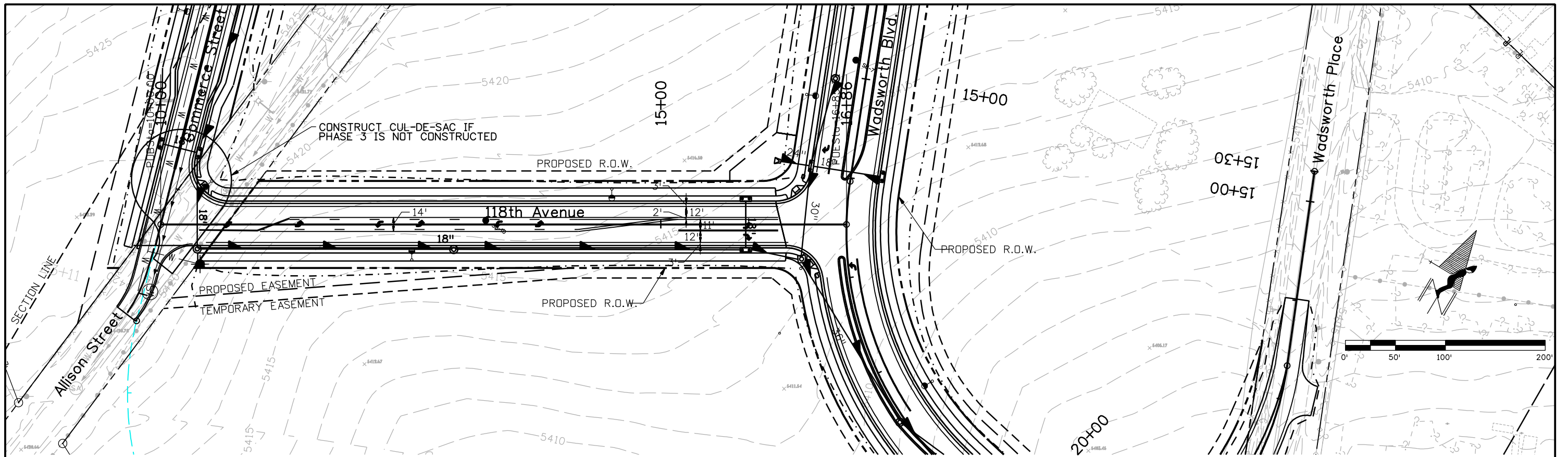
NaszkowskiER 3:15:45 PM j:\transportation\072208.405\15782\design\drawings\15782PnP01.dgn



Print Date: 10/8/2008	Sheet Revisions			Colorado Department of Transportation		As Constructed		COMMERCE STREET PLAN AND PROFILE STA. 106+00 TO STA. 119+50		Project No./Code	
File Name: 15782PnP02.dgn	Date:	Comments:	Init.	4670 Holly Street Denver, CO 80216-6408 Phone: 303-398-6765 FAX: 303-398-6781		No Revisions:		Designer: XXXXXXXX	Structure	STA C800-001	
Horiz. Scale: 1:100				Region 6		Revised:		Detailer: XXXXXXXX	Numbers	16501	
Unit Information				IDM		Void:		Sheet Subset: RD	Subset Sheets:	10 of 15	
										Sheet Number 18	

DRAFT
10/09/2008

NaszKowski.dwg 3:16:08 PM j:\transportation\072208.405\15782\design\drawings\15782PnP02.dgn



DRAFT
10/09/2008

Print Date: 10/8/2008	
File Name: 15782PnP03.dgn	
Horiz. Scale: 1:100 Vert. Scale: As Noted	
Unit Information Unit Leader Initials	

Sheet Revisions		
Date:	Comments	Init.

Colorado Department of Transportation

4670 Holly Street
Denver, CO 80216-6408
Phone: 303-398-6765 FAX: 303-398-6781

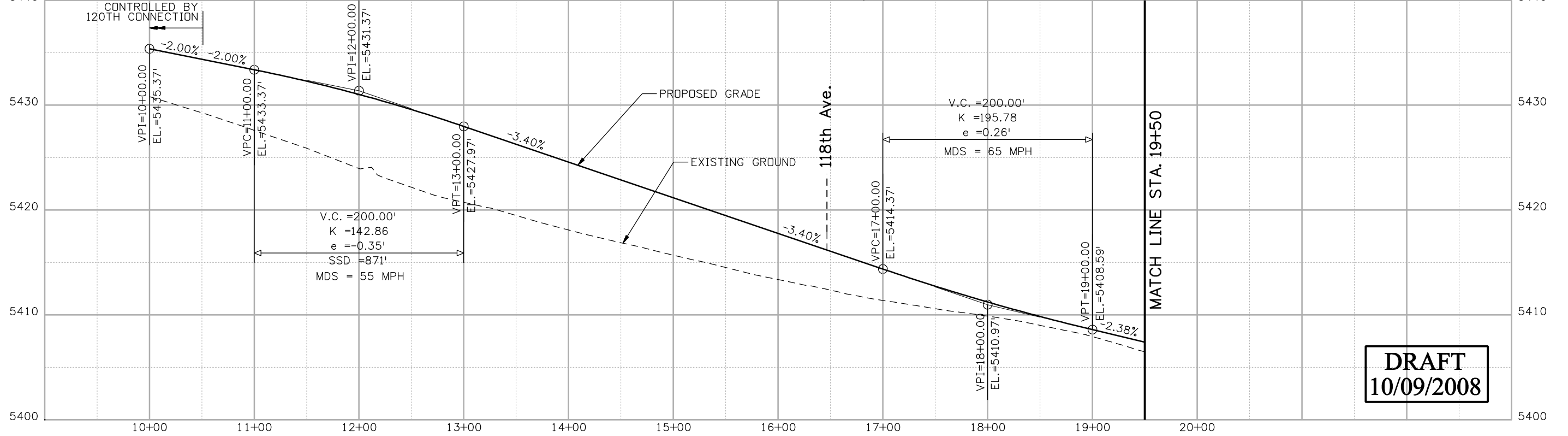
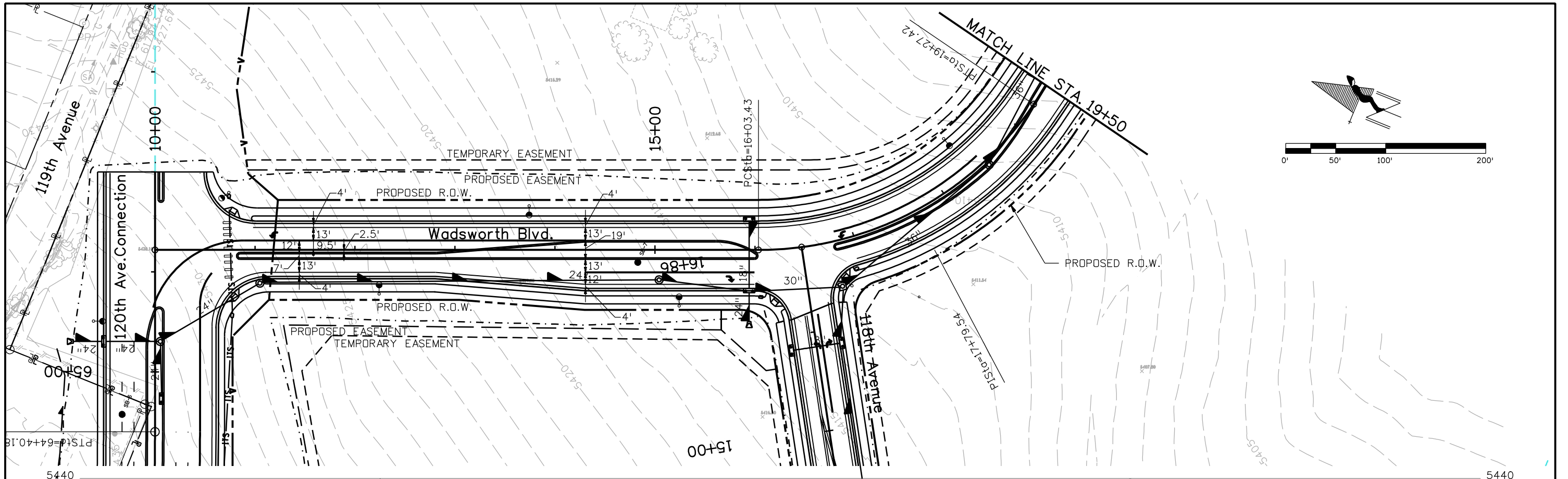
Region 6 IDM

As Constructed
No Revisions:
Revised:
Void:

118TH AVENUE PLAN AND PROFILE STA. 10+00 TO STA. 16+94.85			
Designer: XXXXXXXX	Structure Numbers	X-XX-XX	Sheet Number 19
Detailer: XXXXXXXX	Subset Sheets:	X-XX-XX	
Sheet Subset: RD	RD	11 of 15	

Project No./Code
STA C800-001
16501
Sheet Number 19

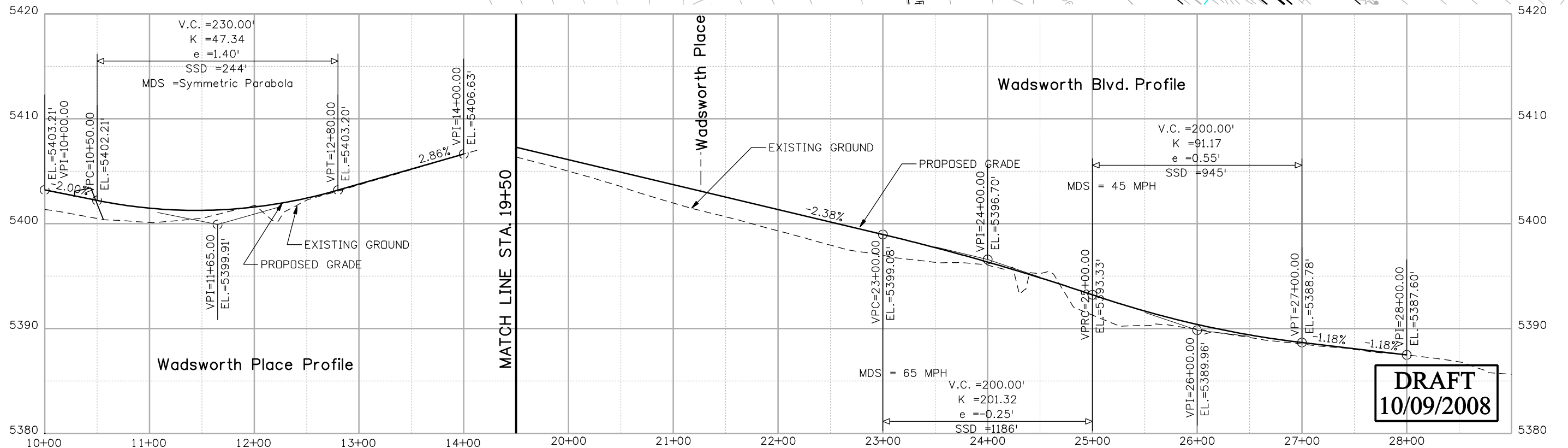
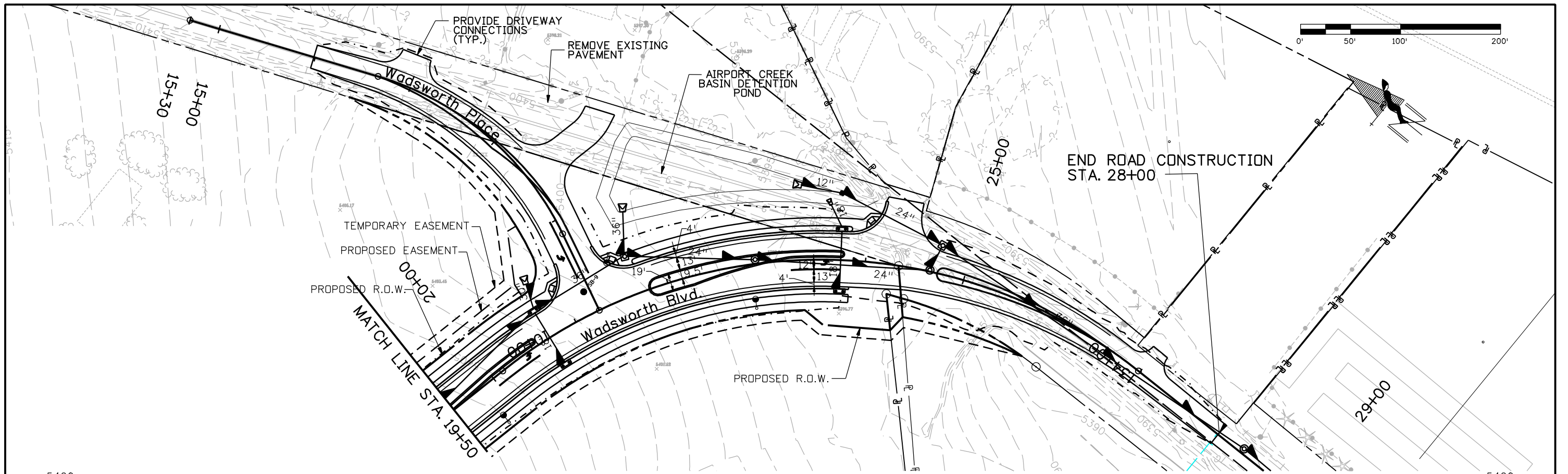
NazkowskieR 3:16:26 PM j:\transportation\072208.405\15782\design\drawings\15782PnP03.dgn



DRAFT
10/09/2008

Print Date: 10/8/2008	Sheet Revisions			Colorado Department of Transportation		As Constructed		WADSWORTH BLVD. PLAN AND PROFILE STA. 10+00 TO STA. 20+00		Project No./Code	
File Name: 15782PnP04.dgn	Date:	Comments:	Init.	4670 Holly Street Denver, CO 80216-6408 Phone: 303-398-6765 FAX: 303-398-6781		No Revisions:		Designer: XXXXXXXX		STA C800-001	
Horiz. Scale: 1:100				Region 6		Revised:		Detailer: XXXXXXXX		16501	
Unit Information				IDM		Void:		Structure Numbers		Sheet Number	
								X-XX-XX		20	
								X-XX-XX			
								Sheet Subset: RD		Subset Sheets: 12 of 15	

NazkowskieER 3:16:44 PM j:\transportation\072208.405\15782\design\drawings\15782PnP04.dgn



Print Date: 10/8/2008	
File Name: 15782PnPO5.dgn	
Horiz. Scale: 1:100 Vert. Scale: As Noted	
Unit Information Unit Leader Initials	

Sheet Revisions		
Date:	Comments	Init.

Colorado Department of Transportation

4670 Holly Street
Denver, CO 80216-6408
Phone: 303-398-6765 FAX: 303-398-6781

Region 6 IDM

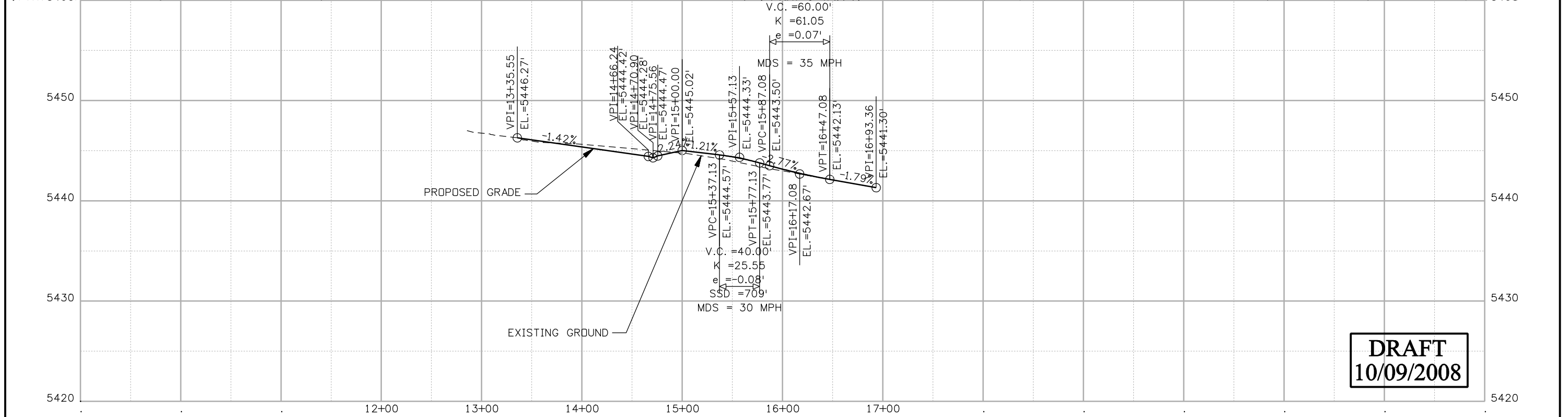
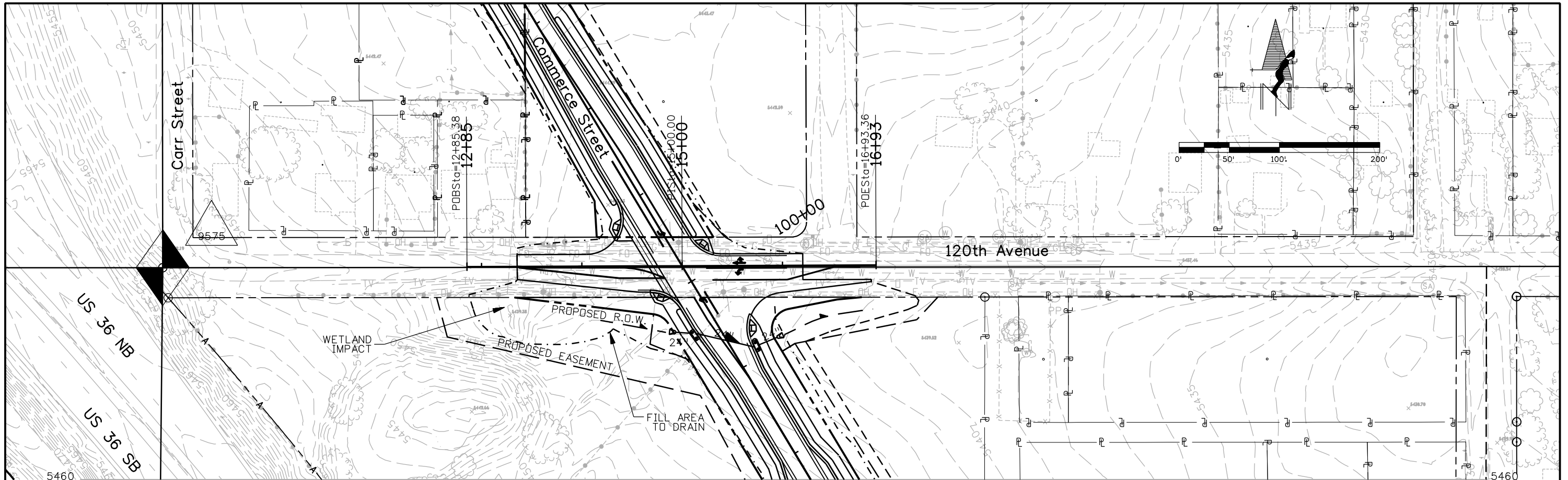
As Constructed
No Revisions:
Revised:
Void:

WADSWORTH BLVD. PLAN AND PROFILE STA. 20+00 TO STA. 28+00			
Designer: XXXXXXXX	Structure Numbers	X-XX-XX	Project No./Code STA C800-001 16501 Sheet Number 21
Detailer: XXXXXXXX	Subset Sheets:	X-XX-XX	
Sheet Subset: RD	RD	13 of 15	


Project No./Code
STA C800-001
16501
Sheet Number 21

NazkowskieER 5:56:05 PM j:_Transportation\072208.405\15782\Design\Drawings\15782PnPO5.dgn

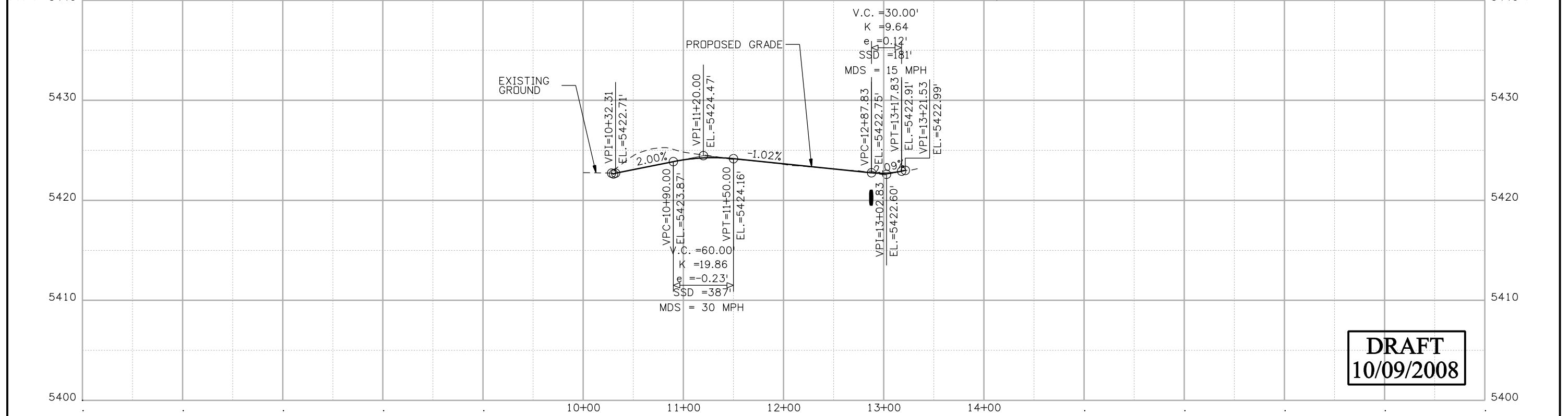
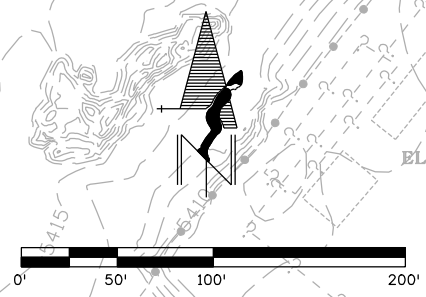
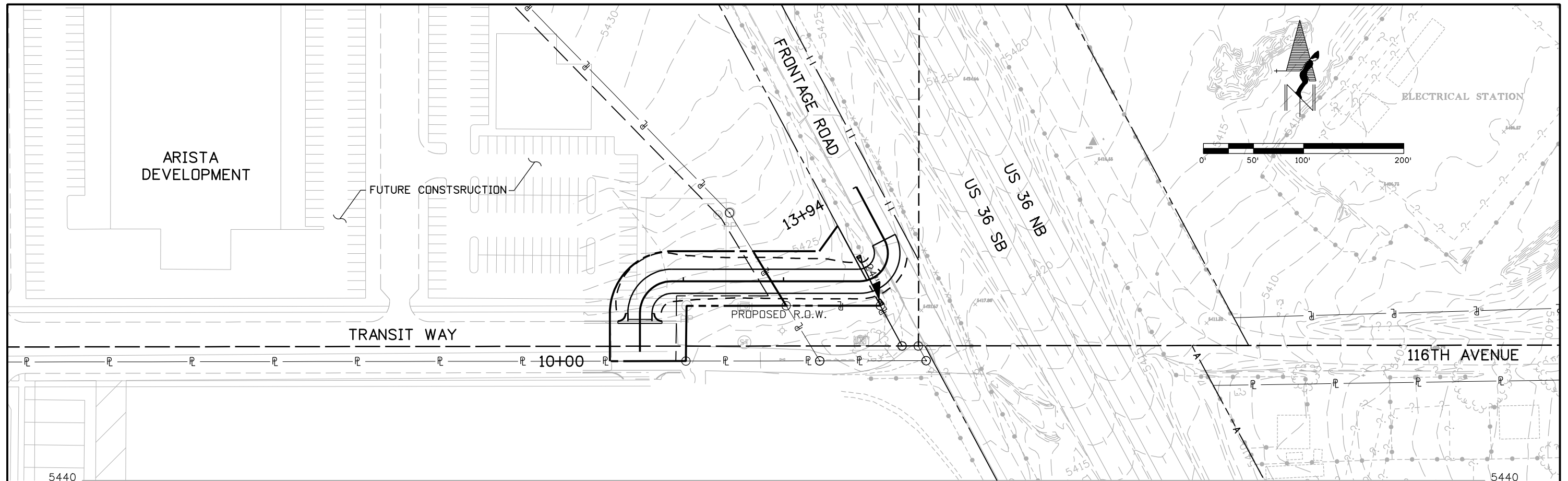
Naszkowski 3:17:21 PM J:\transportation\072208.405\15782\design\drawings\15782Pn06.dgn



DRAFT
10/09/2008

Print Date: 10/8/2008		<table border="1"> <thead> <tr> <th colspan="3">Sheet Revisions</th> </tr> <tr> <th>Date:</th> <th>Comments</th> <th>Init.</th> </tr> </thead> <tbody> <tr> <td> </td> <td> </td> <td> </td> </tr> <tr> <td> </td> <td> </td> <td> </td> </tr> </tbody> </table>		Sheet Revisions			Date:	Comments	Init.							Colorado Department of Transportation  4670 Holly Street Denver, CO 80216-6408 Phone: 303-398-6765 FAX: 303-398-6781 Region 6		As Constructed No Revisions:		120TH AVENUE PLAN AND PROFILE		Project No./Code	
Sheet Revisions																							
Date:	Comments	Init.																					
File Name: 15782Pn06.dgn		Horizontal Scale: 1:100 Vertical Scale: As Noted		Revised:		STA C800-001																	
Unit Information		Unit Leader Initials		Region 6 IDM		Designer: XXXXXXXX Detailer: XXXXXXXX Sheet Subset: RD		Structure Numbers: X-XX-XX X-XX-XX Subset Sheets: 14 of 15		16501 Sheet Number 22													

Nazzkowski.dwg 3:17:35 PM j:\transportation\072208.405\15782\design\drawings\15782Pn07.dgn



DRAFT
10/09/2008

Print Date: 10/8/2008	
File Name: 15782Pn07.dgn	
Horiz. Scale: 1:100	Vert. Scale: As Noted
Unit Information	Unit Leader Initials

Sheet Revisions		
Date:	Comments	Init.

Colorado Department of Transportation

4670 Holly Street
 Denver, CO 80216-6408
 Phone: 303-398-6765 FAX: 303-398-6781

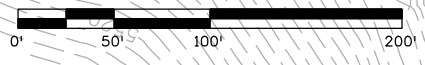
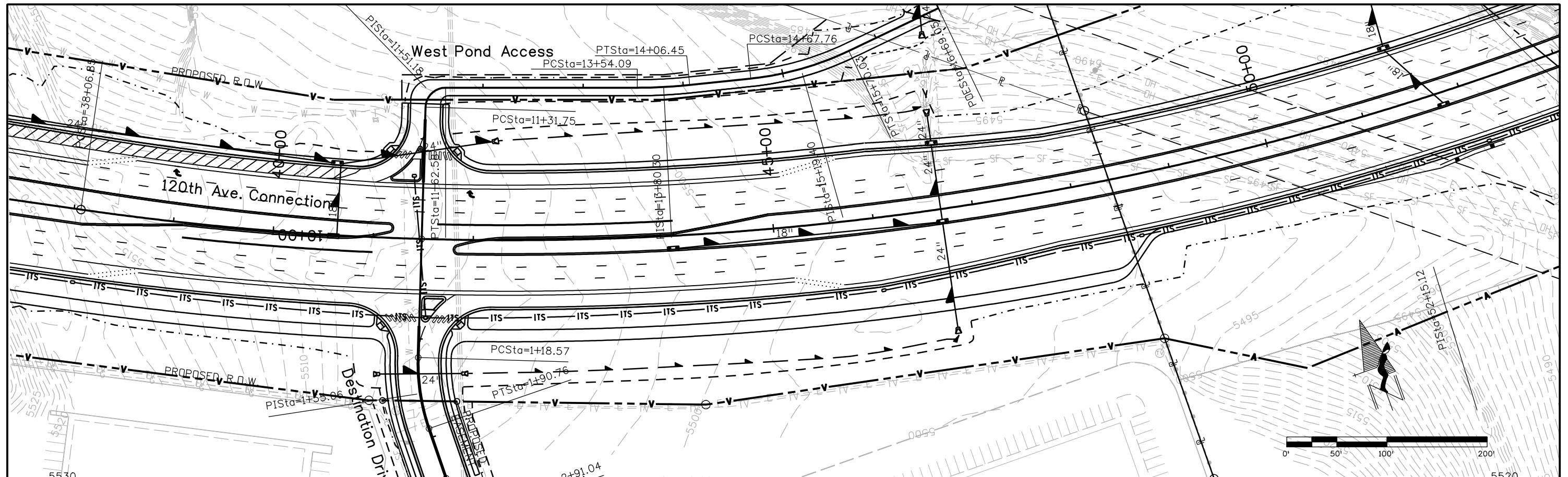
Region 6 **IDM**

As Constructed
No Revisions:
Revised:
Void:

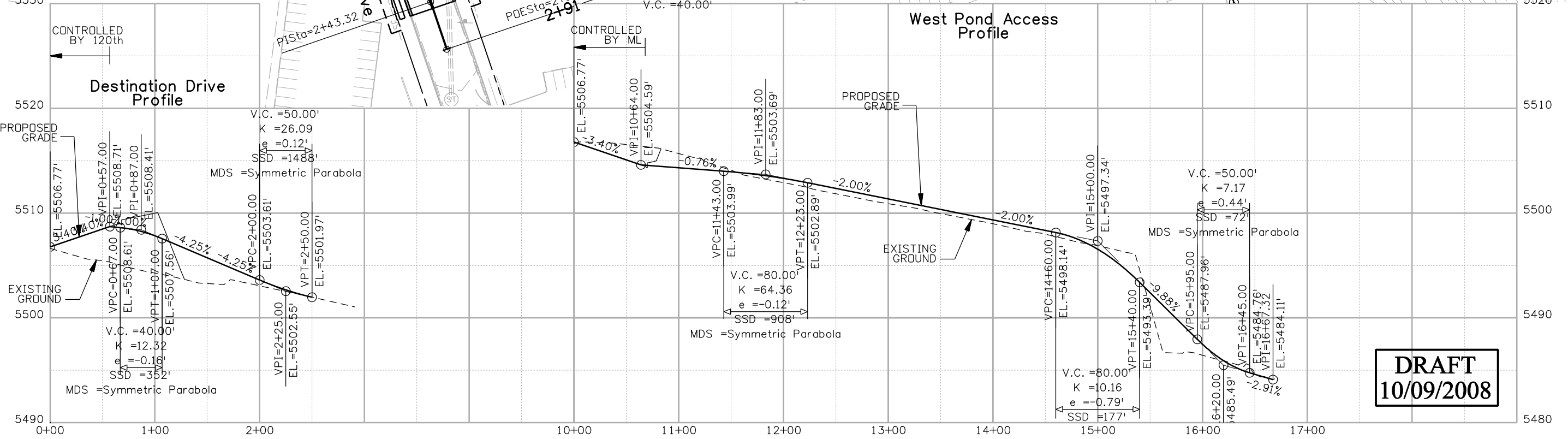
FRONTAGE ROAD ACCESS PLAN AND PROFILE			
Designer:	EN	Structure	X-XX-XX
Detailer:	EN	Numbers	X-XX-XX
Sheet Subset:	RD	Subset Sheets:	15 of 15

Project No./Code	
STA C800-001	
16501	Sheet Number
23	

Nazskowski.dwg 3:17:46 PM j:\transportation\072208.405\15782Pn\drawings\15782Pn\08.dgn



DRAFT
 10/09/2008



Print Date: 10/8/2008
File Name: 15782Pn\08.dgn
Horiz. Scale: 1:100 Vert. Scale: As Noted
Unit Information Unit Leader Initials

Sheet Revisions		
Date:	Comments	Init.

Colorado Department of Transportation



4670 Holly Street
 Denver, CO 80216-6408
 Phone: 303-398-6765 FAX: 303-398-6781

Region 6 **IDM**

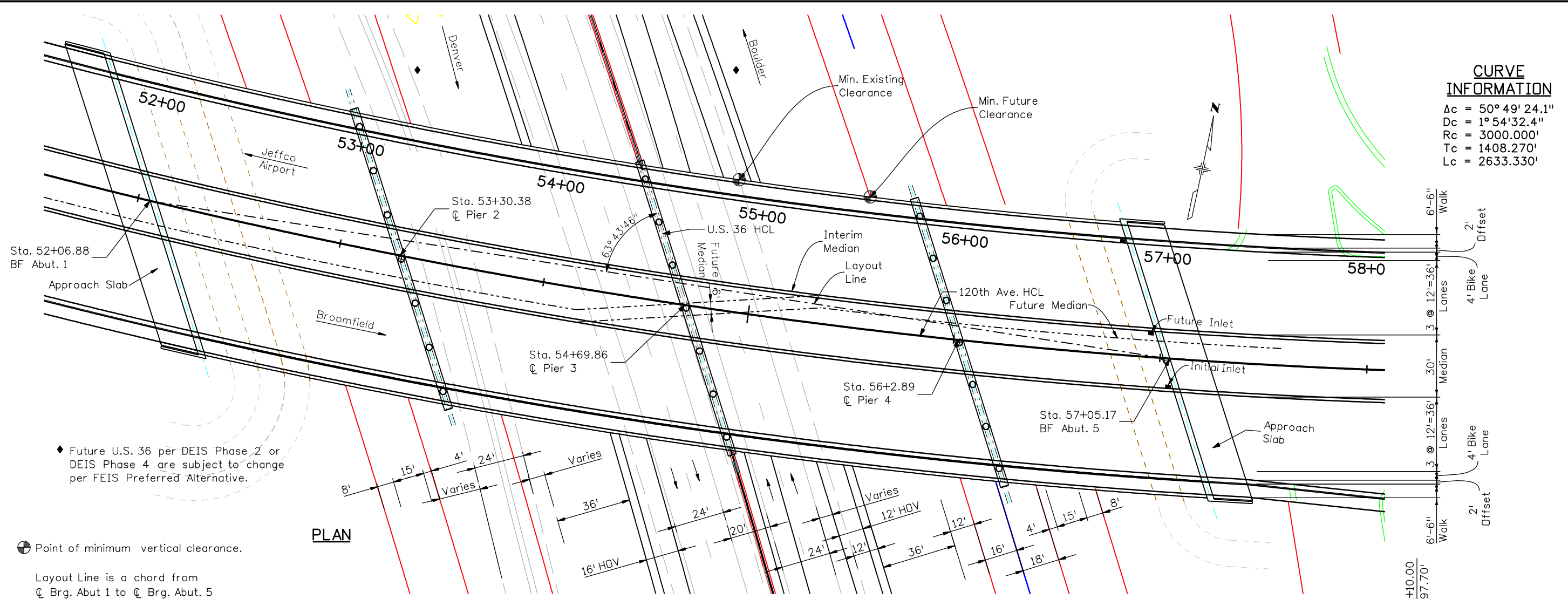
As Constructed
No Revisions:
Revised:
Void:

DESTINATION DRIVE AND WEST POND ACCESS PLAN AND PROFILE			
Designer:	EN	Structure Numbers:	X-XX-XX
Detailer:	EN	Subset Sheets:	XXX of XXX
Sheet Subset:	RD		

Project No./Code
STA C800-001
16501
Sheet Number 24

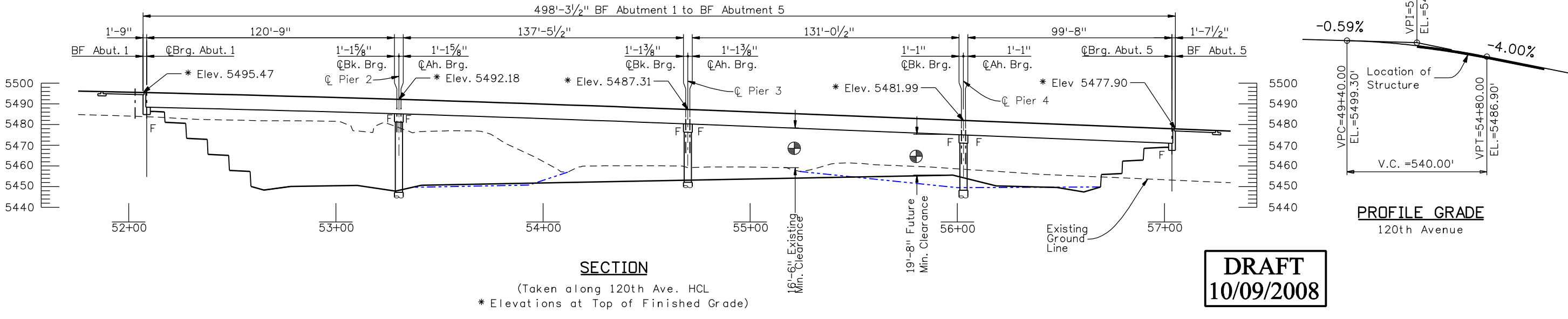
CURVE INFORMATION

Δc = 50° 49' 24.1"
 Dc = 1° 54' 32.4"
 Rc = 3000.000'
 Tc = 1408.270'
 Lc = 2633.330'



PLAN

Point of minimum vertical clearance.
 Layout Line is a chord from
 C Brg. Abut 1 to C Brg. Abut. 5



SECTION

(Taken along 120th Ave. HCL
 * Elevations at Top of Finished Grade)

DRAFT
10/09/2008

Print Date: 10/9/2008
 File Name: 15782_E-16-XU_PH1 01.dgn
 Horiz. Scale: 1:1 Vert. Scale: As Noted
 Staff Bridge Branch - Unit 0224 JIE

Sheet Revisions		
Date:	Comments	Init.

Colorado Department of Transportation
 4201 East Arkansas Avenue
 Room 107
 Denver, CO 80222
 Phone: 303-757-9486 FAX: 303-757-9197

Staff Bridge Branch **JIE**

As Constructed
No Revisions:
Revised:
Void:

GENERAL LAYOUT			
120th Avenue Connection			
120th Avenue over US 36 Bridge			
Designer:	M. Mohseni	Structure Numbers	E-16-XU
Detailer:	T. Edwards	Sheet Subset:	Bridge
Sheet Subset: Bridge		Subset Sheets:	B 1 of 3

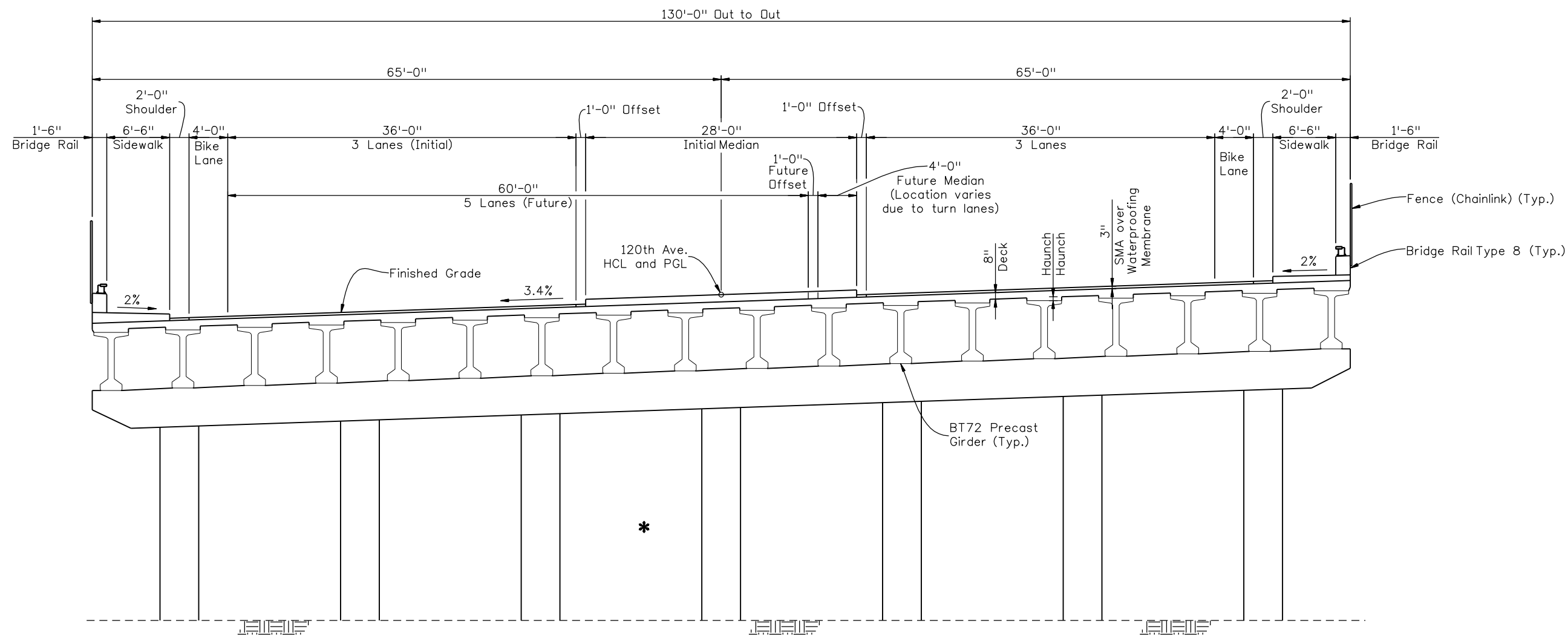
Project No./Code
STA C800-001
16501
Sheet Number 25

mohsenim 3:44:06 PM T:\0224_15782_120th_Extension\Files from Consultant\15782_E-16-XU_PH1 01.dgn

Revision Dates (Preliminary Stage Only)	
MM/YY	MM/YY

Design		Detail		Quantities	
Designed By	Checked By	INITIAL	DATE	INITIAL	DATE

DRAFT
10/09/2008



TYPICAL SECTION

* Future U.S. 36 per DEIS Phase 2 or DEIS Phase 4 are subject to change per FEIS Preferred Alternative.

Design		Detail		Quantities	
INITIAL	DATE	INITIAL	DATE	INITIAL	DATE
Designed By	06-08	TOE	07-08	Quantities By	XXX
Checked By	MM/YY	MM	07-08	Checked By	XXX

Print Date: 10/9/2008
File Name: 15782_E-16-XU_Sect.dgn
Horiz. Scale: 1:1 Vert. Scale: As Noted
Staff Bridge Branch - Unit 0224 JIE

Sheet Revisions		
Date:	Comments	Init.

Colorado Department of Transportation
4201 East Arkansas Avenue
Room 107
Denver, CO 80222
Phone: 303-757-9486 FAX: 303-757-9197
Staff Bridge Branch **JIE**

As Constructed
No Revisions:
Revised:
Void:

TYPICAL SECTION			
Designer:	M. Mohseni	Structure Numbers	E-16-XU
Detailer:	T. Edwards	Subset Sheets:	B 2 of 3
Sheet Subset:	Bridge		

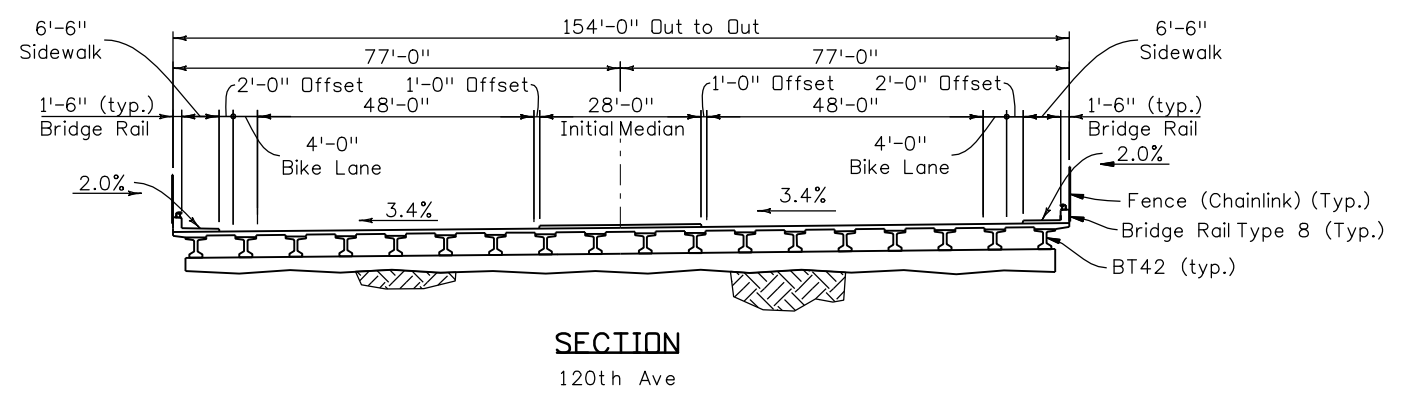
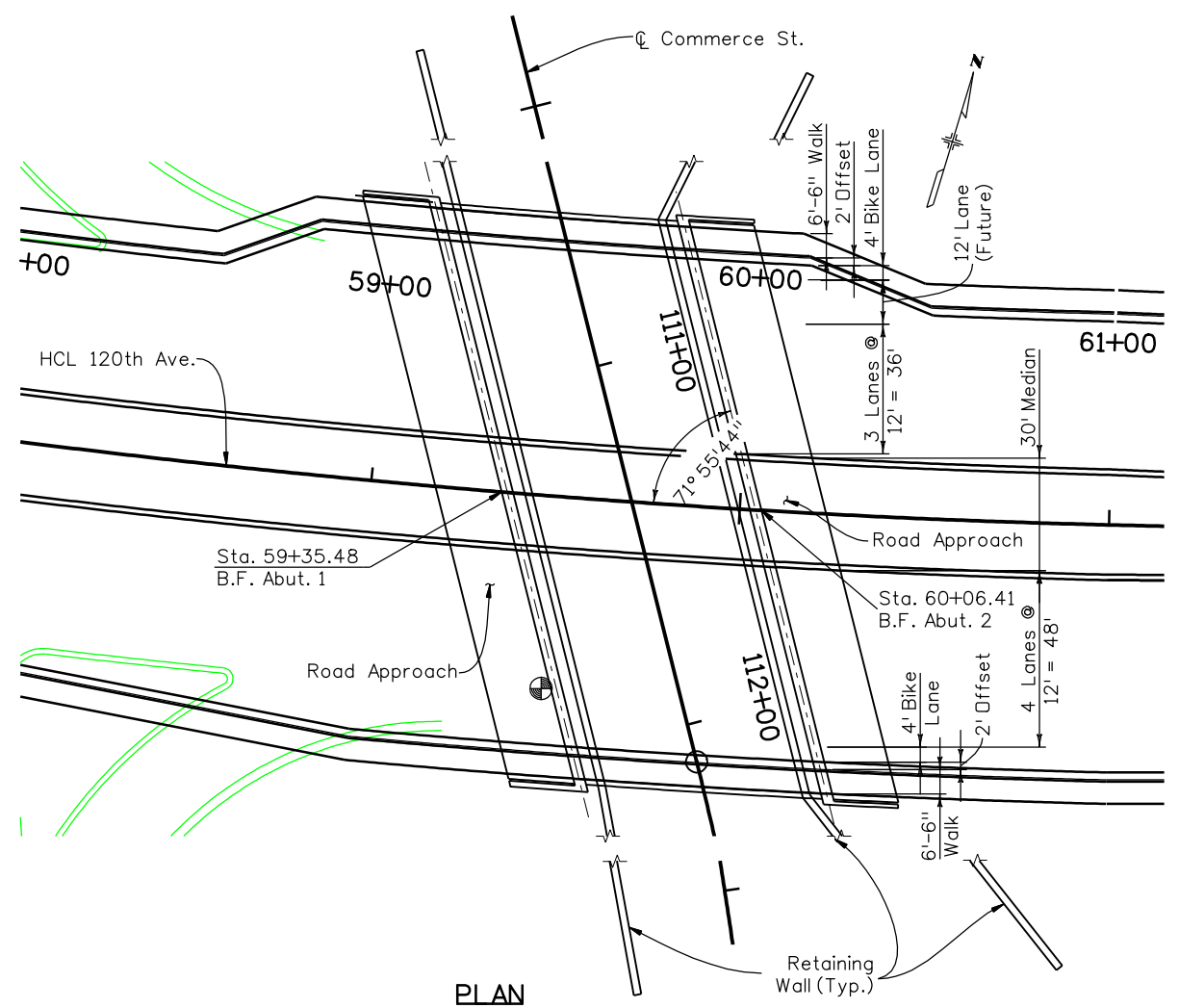
Project No./Code
STA C800-001
16501
Sheet Number **26**

mohsenim 3:27:08 PM T:\0224\15782_120th_Extension\Files from Consultant\15782_E-16-XU_Sect.dgn

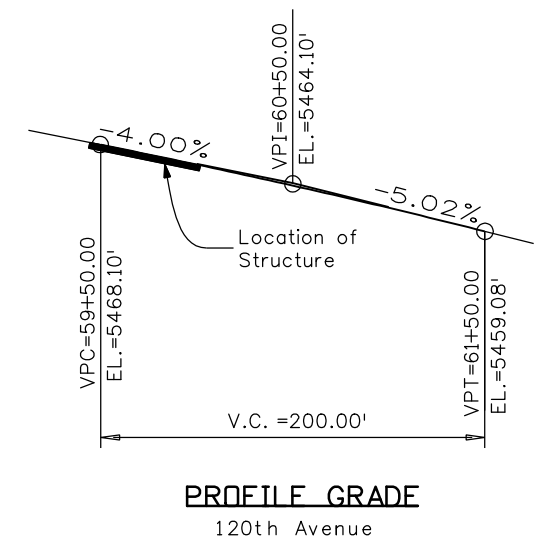
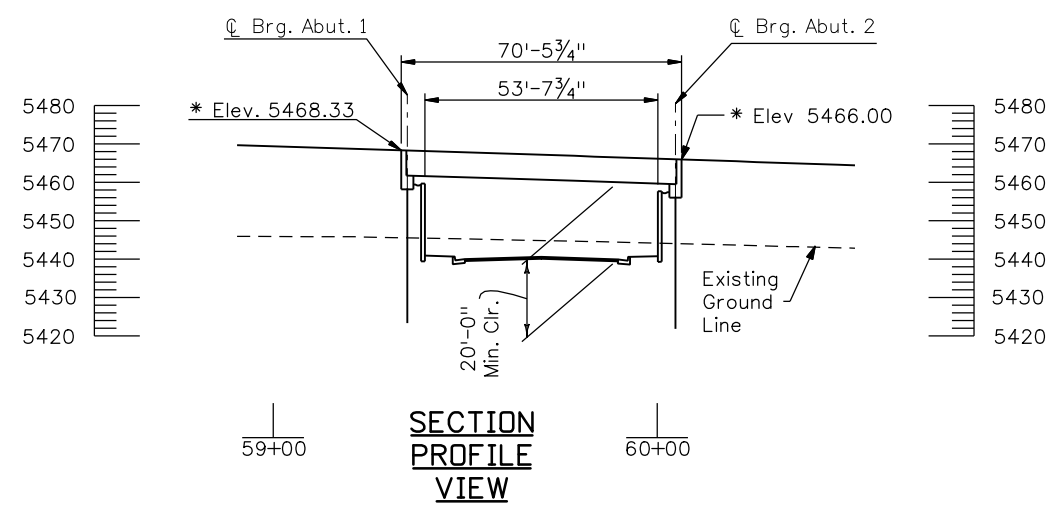
DRAFT
10/09/2008

CURVE INFORMATION

Δc	= 50° 49' 24.1"
D_c	= 1° 54' 32.4"
R_c	= 3000.000'
T_c	= 1408.270'
L_c	= 2633.330'



⊙ Point of minimum vertical clearance.
(Layout Line is a chord from C.L. Brg. Abut. 1 to C.L. Brg. Abut. 5)



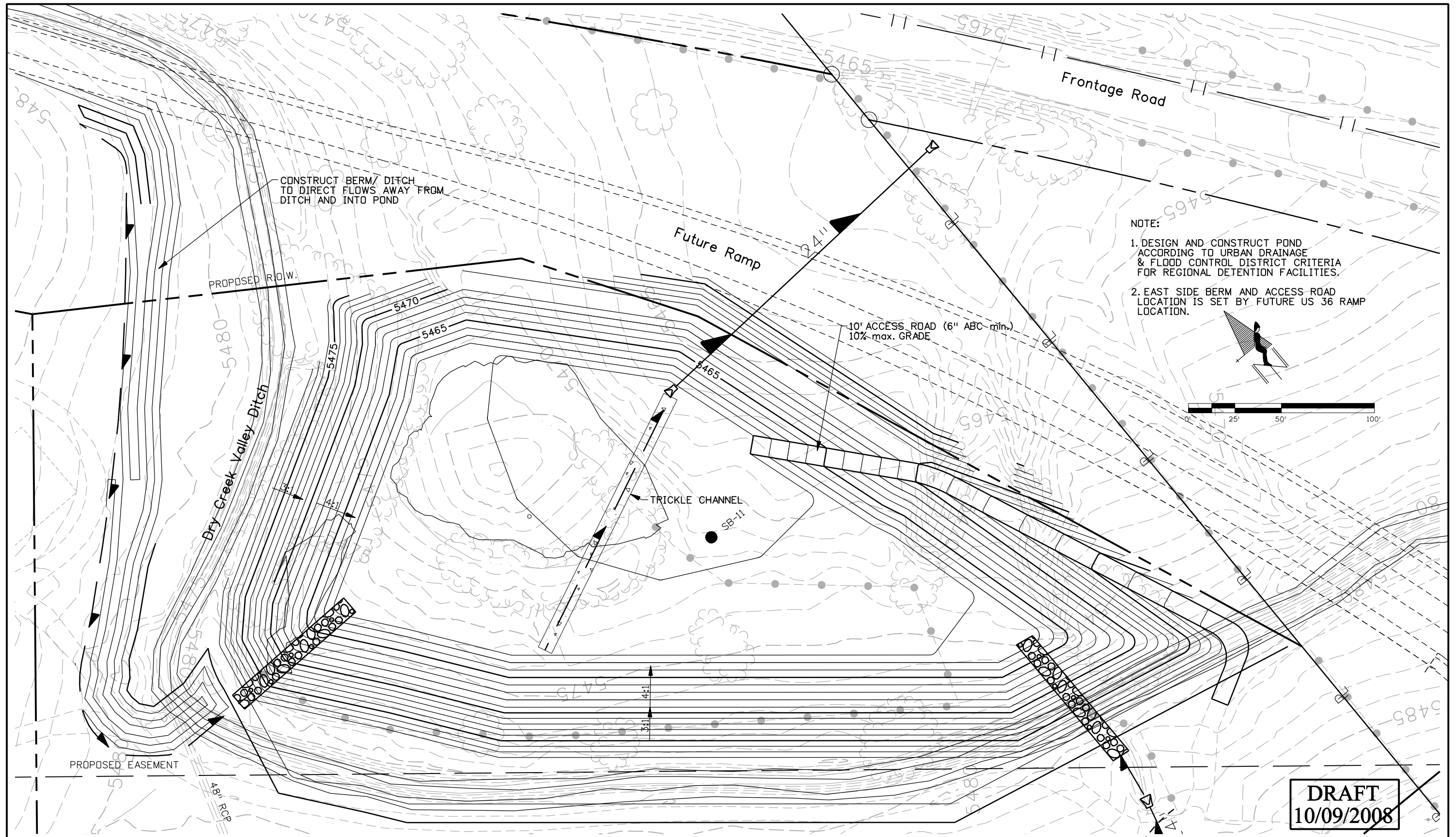
Revision Dates (Preliminary Stage Only)	
MM/YY	MM/YY

Design		Detail		Quantities	
INITIAL	DATE	INITIAL	DATE	INITIAL	DATE
MM/YY	MM/YY	MM/YY	MM/YY	MM/YY	MM/YY
Designed By	06-08	Detailed By	06-08	Quantities By	06-08
Checked By	XXX	Checked By	MM/YY	Checked By	MM/YY


Print Date: 10/9/2008	<table border="1"> <tr><th colspan="3">Sheet Revisions</th></tr> <tr><th>Date:</th><th>Comments</th><th>Init.</th></tr> <tr><td> </td><td> </td><td> </td></tr> <tr><td> </td><td> </td><td> </td></tr> <tr><td> </td><td> </td><td> </td></tr> </table>	Sheet Revisions			Date:	Comments	Init.										<p>Colorado Department of Transportation</p> <p>4201 East Arkansas Avenue Room 107 Denver, CO 80222 Phone: 303-757-9486 FAX: 303-757-9197</p> <p>Staff Bridge Branch JIE</p>	<p>As Constructed</p> <p>No Revisions:</p> <p>Revised:</p> <p>Void:</p>	<p>GENERAL LAYOUT</p> <p>120th Avenue Connection</p> <p>120th Avenue over COMMERCE ST.</p>		<p>Project No./Code</p> <p>STA C800-001</p> <p>16501</p> <p>Sheet Number 27</p>
Sheet Revisions																					
Date:		Comments	Init.																		
File Name: 15782_E-16-XV_PH1 01.dgn	<table border="1"> <tr><td>Designer:</td><td>M. Mohseni</td><td>Structure Numbers</td><td>E-16-XV</td></tr> <tr><td>Detailer:</td><td>T. Edwards</td><td>Subset Sheets:</td><td>B 3 of 3</td></tr> </table>	Designer:	M. Mohseni	Structure Numbers	E-16-XV	Detailer:	T. Edwards	Subset Sheets:	B 3 of 3												
Designer:	M. Mohseni	Structure Numbers	E-16-XV																		
Detailer:	T. Edwards	Subset Sheets:	B 3 of 3																		
<p>Horiz. Scale: 1:1 Vert. Scale: As Noted</p> <p>Staff Bridge Branch - Unit 0224 JIE</p>	<table border="1"> <tr><td>Sheet Subset:</td><td>Bridge</td></tr> </table>	Sheet Subset:	Bridge																		
Sheet Subset:	Bridge																				

mohsenim 3:28:09 PM T:\0224\15782_120th_Extension\Files from Consultant\15782_E-16-XV_PH1 01.dgn

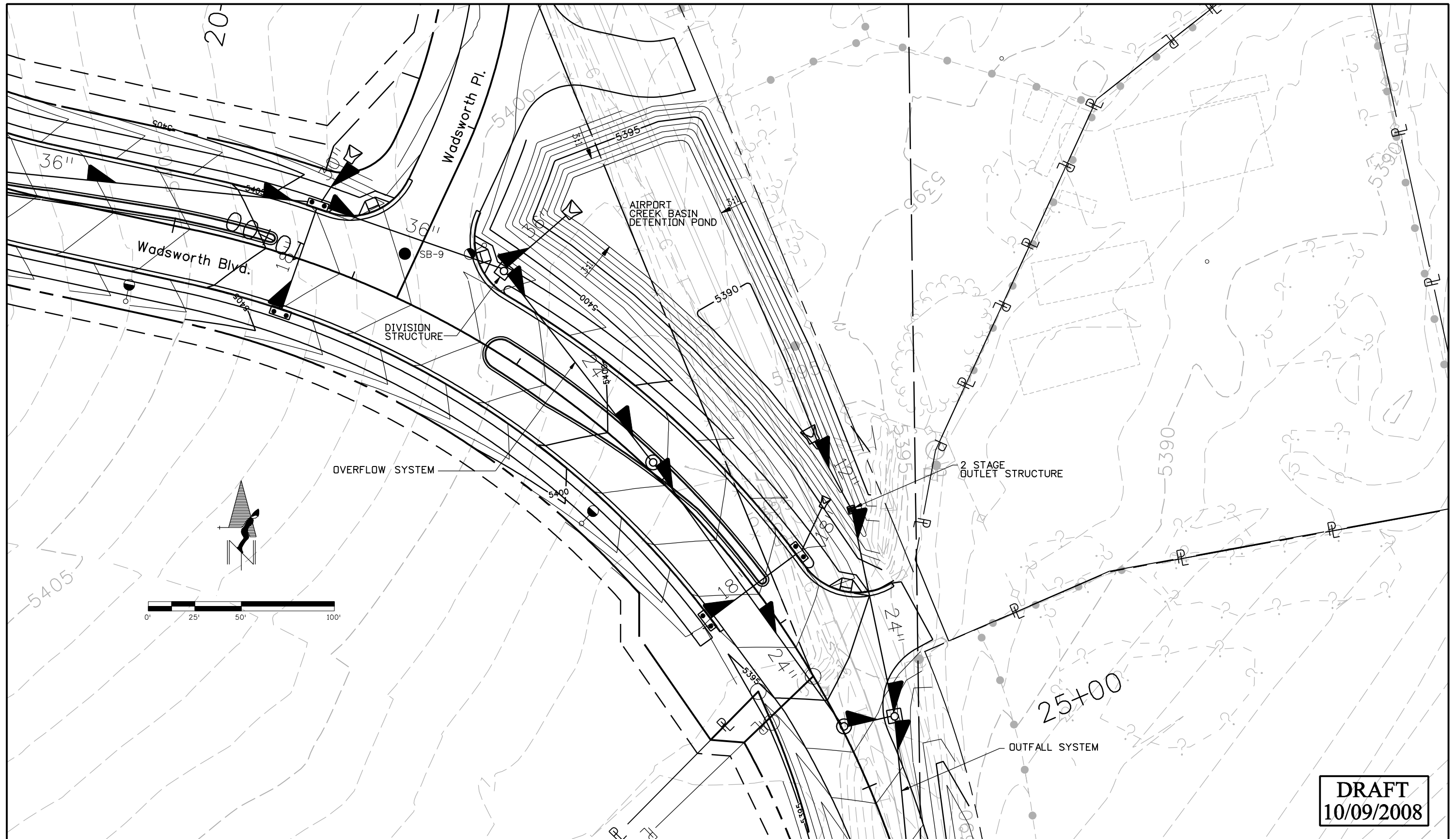
NaszKowski.dwg 3:18:06 PM j:\transportation\072208.405\15782\design\drawings\15782PondGr01.dgn




DRAFT
10/09/2008

Print Date: 10/8/2008		Sheet Revisions			Colorado Department of Transportation		As Constructed		WEST DETENTION POND GRADING PLAN		Project No./Code	
File Name: 15782PondGr01.dgn		Date:	Comments	Init.	4670 Holly Street Denver, CO 80216-6408 Phone: 303-398-6765 FAX: 303-398-6781		No Revisions:		Designer: AB		STA C800-001	
Horiz. Scale: 1:50		Vert. Scale: As Noted			 Region 6 IDM		Revised:		Structure X-XX-XX		16501	
Unit Information		Unit Leader Initials					Void:		Detailer: AB		Sheet Number 29	
									Sheet Subset: GR		Subset Sheets: 01 OF 02	

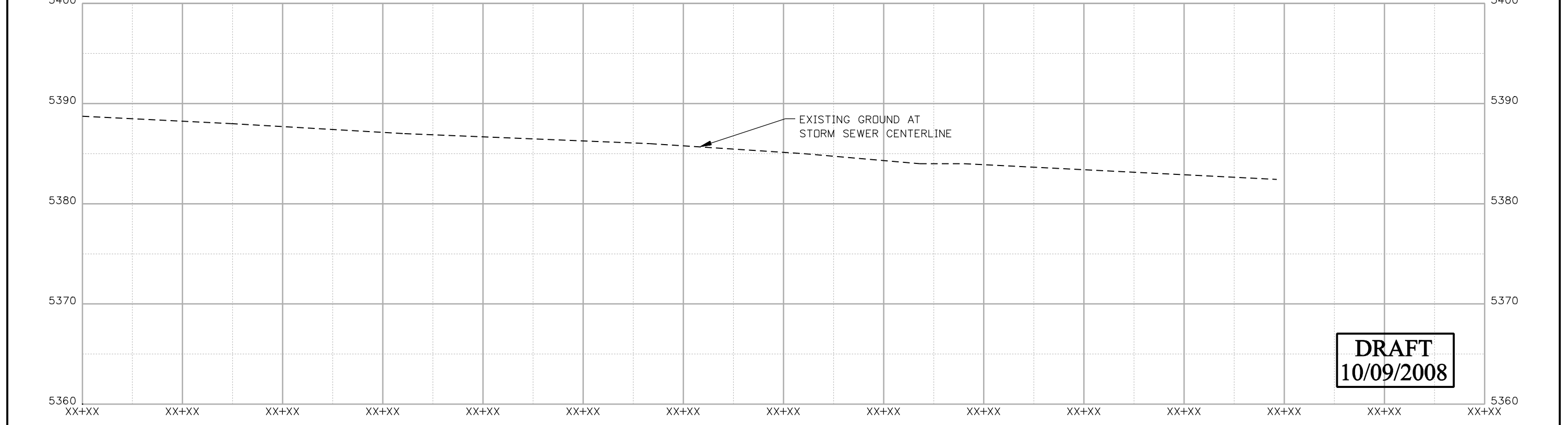
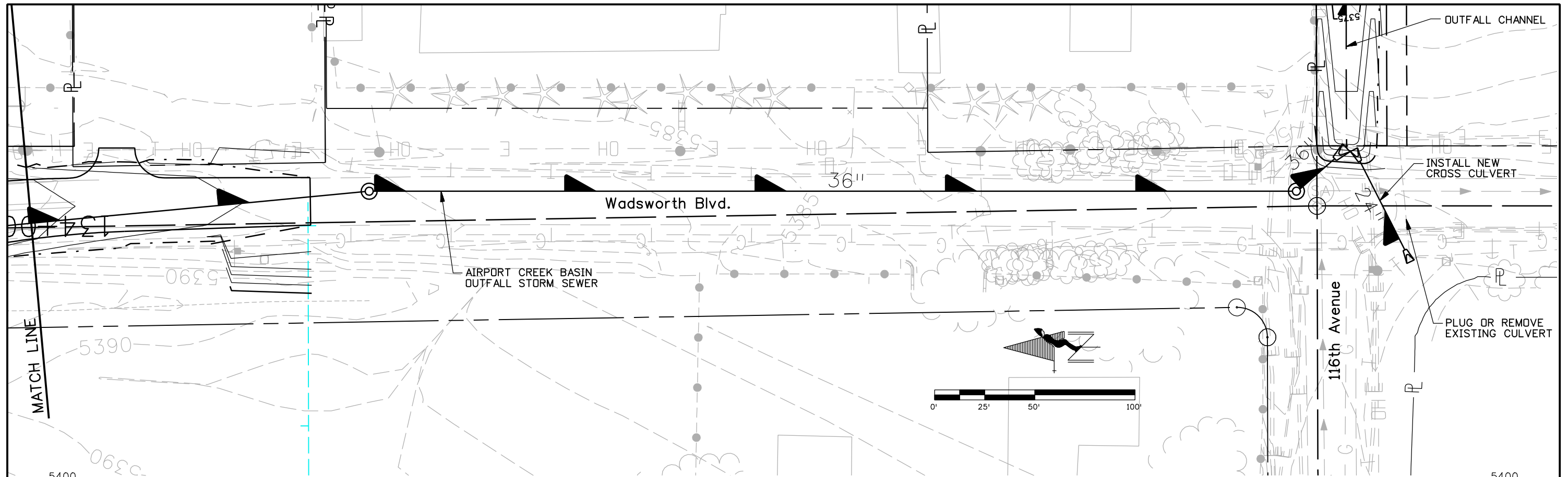
NazkowskieR 5:58:18 PM j:_Transportation\072208.405\15782\Design\Drawings\15782PondGr02.dgn



DRAFT
10/09/2008

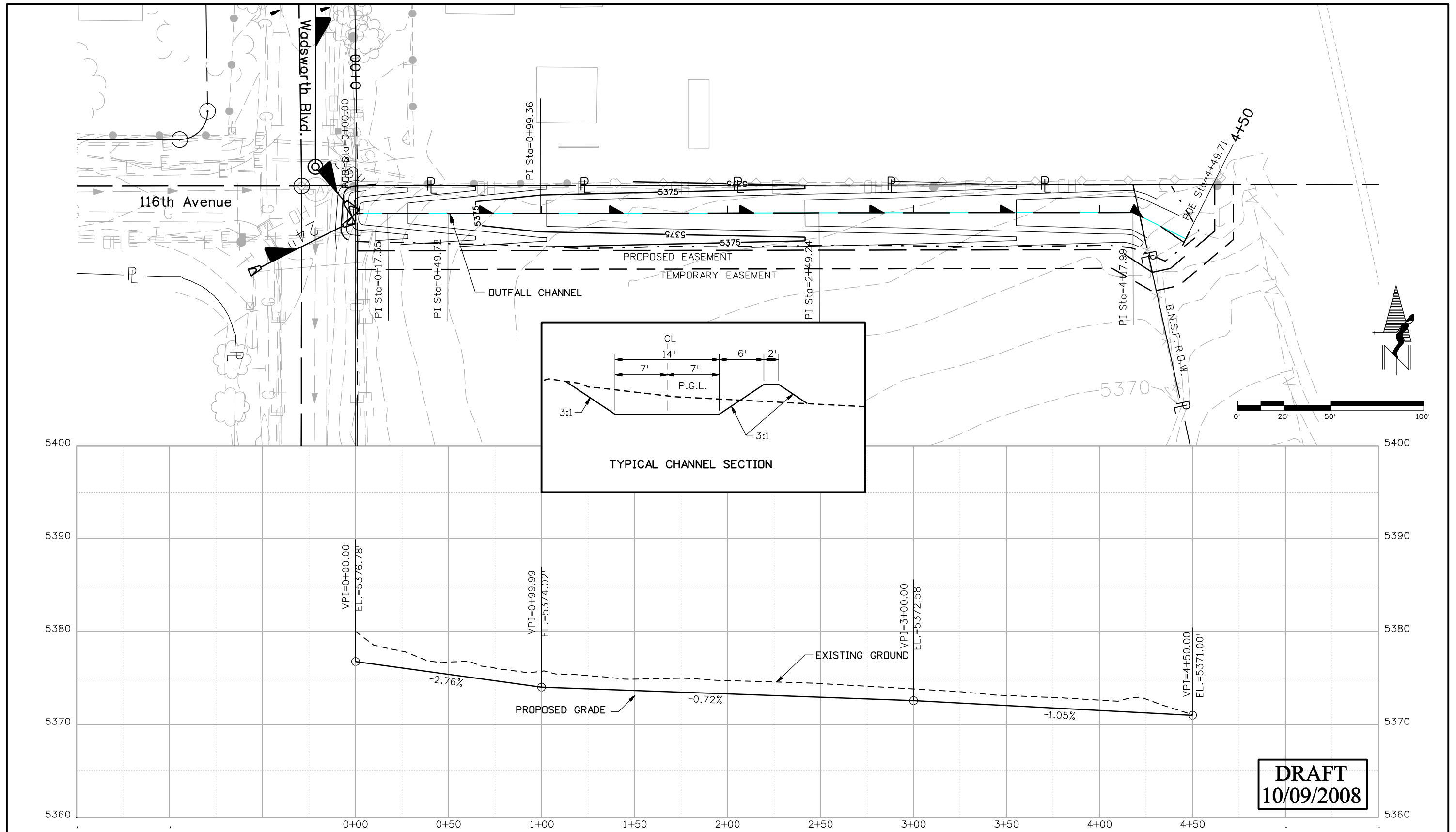
Print Date: 10/8/2008		Sheet Revisions			Colorado Department of Transportation		As Constructed		AIRPORT CREEK BASIN DETENTION POND GRADING PLAN		Project No./Code			
File Name: 15782PondGr02.dgn		Date:	Comments	Init.	 4670 Holly Street Denver, CO 80216-6408 Phone: 303-398-6765 FAX: 303-398-6781		No Revisions:		Designer: XXXXXXXX Detailer: XXXXXXXX Sheet Subset: GR		STA C800-001			
Horiz. Scale: 1:50 Vert. Scale: As Noted							Revised:				Structure Numbers: X-XX-XX X-XX-XX		16501	
Unit Information Unit Leader Initials							Void:				Subset Sheets: 02 of 02		Sheet Number 30	
					Region 6 IDM									

Nazskowski.dwg 3:21:14 PM j:\transportation\072208.405\15782\Hydraulics\Drawings\15782PnPD01.dgn


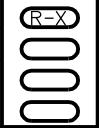


Print Date: 10/8/2008 File Name: 15782PnPD01.dgn Horiz. Scale: 1:50 Unit Information	R-X 000	<table border="1" style="width: 100%; border-collapse: collapse;"> <thead> <tr> <th colspan="3">Sheet Revisions</th> </tr> <tr> <th style="width: 15%;">Date:</th> <th style="width: 60%;">Comments</th> <th style="width: 25%;">Init.</th> </tr> </thead> <tbody> <tr><td> </td><td> </td><td> </td></tr> <tr><td> </td><td> </td><td> </td></tr> <tr><td> </td><td> </td><td> </td></tr> </tbody> </table>	Sheet Revisions			Date:	Comments	Init.										Colorado Department of Transportation 4670 Holly Street Denver, CO 80216-6408 Phone: 303-398-6765 FAX: 303-398-6781 Region 6	<table border="1" style="width: 100%; border-collapse: collapse;"> <tr> <th>As Constructed</th> </tr> <tr> <td>No Revisions:</td> </tr> <tr> <td>Revised:</td> </tr> <tr> <td>Void:</td> </tr> </table>	As Constructed	No Revisions:	Revised:	Void:	AIRPORT CREEK BASIN OUTFALL PLAN AND PROFILE	<table border="1" style="width: 100%; border-collapse: collapse;"> <tr> <th>Project No./Code</th> </tr> <tr> <td>STA C800-001</td> </tr> <tr> <td>16501</td> </tr> <tr> <td>Sheet Number</td> </tr> </table>	Project No./Code	STA C800-001	16501	Sheet Number	<table border="1" style="width: 100%; border-collapse: collapse;"> <tr> <td>Designer: XXXXXXXX</td> <td>Structure Numbers: X-XX-XX</td> </tr> <tr> <td>Detailer: XXXXXXXX</td> <td>X-XX-XX</td> </tr> <tr> <td>Sheet Subset: DR</td> <td>Subset Sheets: 1 of 2</td> </tr> </table>	Designer: XXXXXXXX	Structure Numbers: X-XX-XX	Detailer: XXXXXXXX	X-XX-XX	Sheet Subset: DR	Subset Sheets: 1 of 2
Sheet Revisions																																				
Date:	Comments	Init.																																		
As Constructed																																				
No Revisions:																																				
Revised:																																				
Void:																																				
Project No./Code																																				
STA C800-001																																				
16501																																				
Sheet Number																																				
Designer: XXXXXXXX	Structure Numbers: X-XX-XX																																			
Detailer: XXXXXXXX	X-XX-XX																																			
Sheet Subset: DR	Subset Sheets: 1 of 2																																			
						31																														

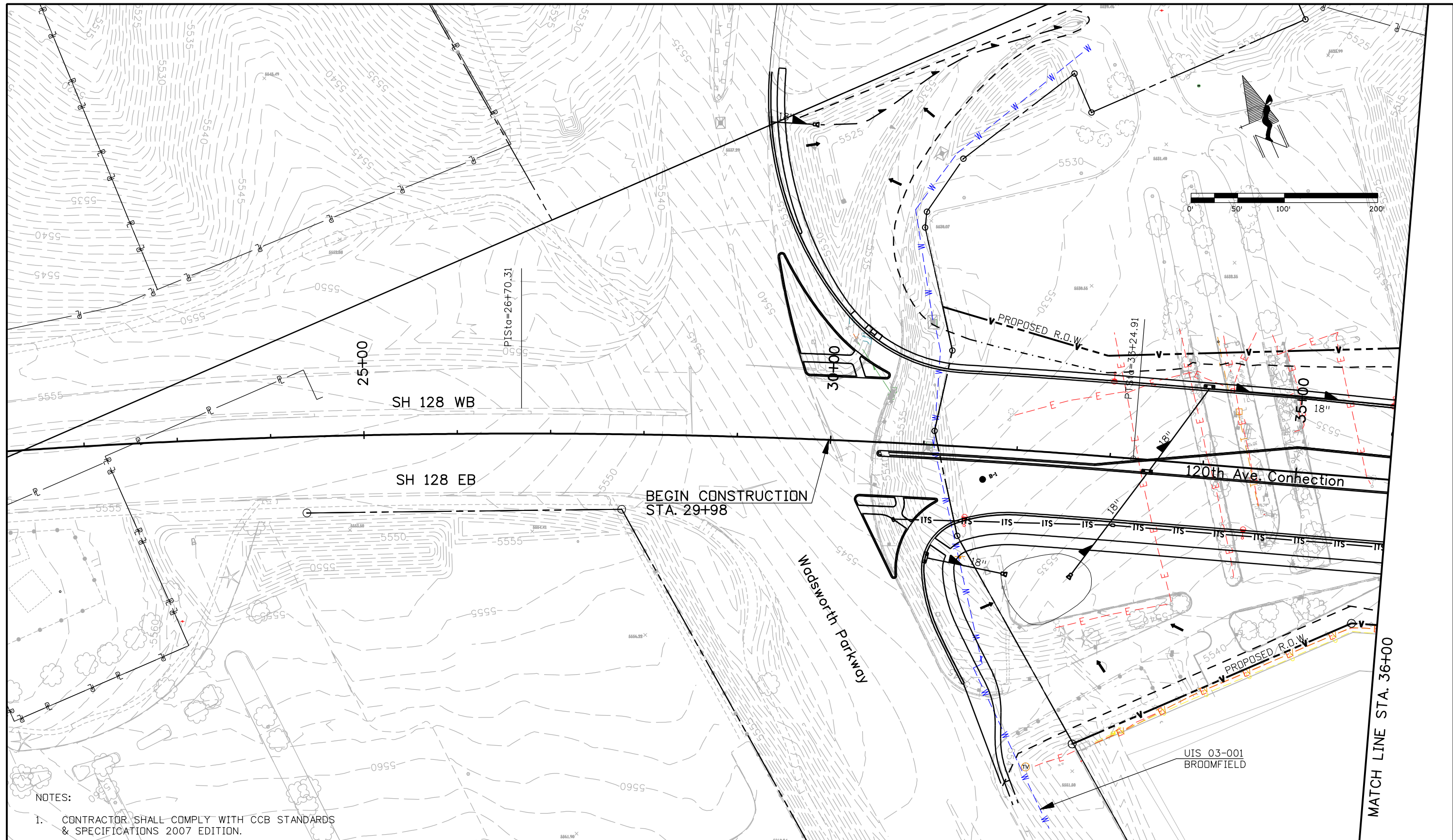
Naszowski.dwg 3:21:26 PM j:\transportation\072208.405\15782\Hydraulics\Drawings\15782PnPDr02.dgn



DRAFT
10/09/2008

Print Date: 10/8/2008		<table border="1"> <thead> <tr> <th colspan="3">Sheet Revisions</th> </tr> <tr> <th>Date:</th> <th>Comments</th> <th>Init.</th> </tr> </thead> <tbody> <tr> <td> </td> <td> </td> <td> </td> </tr> <tr> <td> </td> <td> </td> <td> </td> </tr> </tbody> </table>		Sheet Revisions			Date:	Comments	Init.							Colorado Department of Transportation  4670 Holly Street Denver, CO 80216-6408 Phone: 303-398-6765 FAX: 303-398-6781 Region 6		As Constructed No Revisions: Revised: Void:		AIRPORT CREEK BASIN OUTFALL PLAN AND PROFILE				Project No./Code	
Sheet Revisions																									
Date:	Comments	Init.																							
File Name: 15782PnPDr02.dgn		STA C800-001 16501																							
Horiz. Scale: 1:50		Unit Information		IDM		Designer: AB Detailer: EN Sheet Subset: DR		Structure Numbers: X-XX-XX Subset Sheets: 2 of 2		Sheet Number 32															
Vert. Scale: As Noted		Unit Leader Initials																							

Nazskowski.dwg 11:20:12 AM j:\transportation\072208.405\15782\utilities\drawings\15782\utilities01.dgn




NOTES:
 1. CONTRACTOR SHALL COMPLY WITH CCB STANDARDS & SPECIFICATIONS 2007 EDITION.

Print Date: 10/9/2008
File Name: 15782Utilities01.dgn
Horiz. Scale: 1:100 Vert. Scale: As Noted
Unit Information Unit Leader Initials

Sheet Revisions		
Date:	Comments	Init.

Colorado Department of Transportation



4670 Holly Street
 Denver, CO 80216-6408
 Phone: 303-398-6765 FAX: 303-398-6781

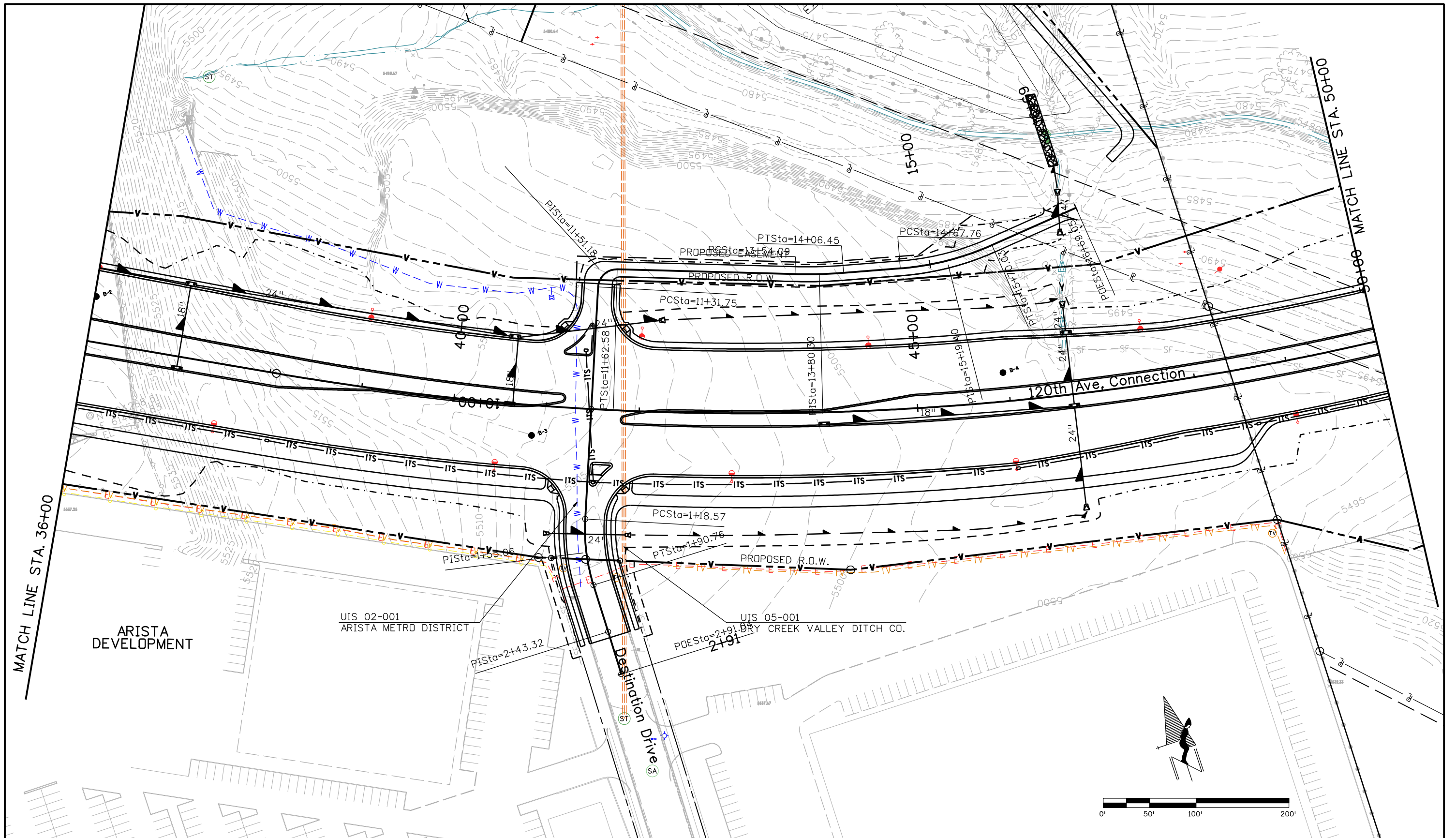
Region 6 IDM


As Constructed
No Revisions:
Revised:
Void:

120TH AVE. CONNECTION UTILITIES			
Designer: XXXXXXXX	Structure Numbers	X-XX-XX	X-XX-XX
Detailer: EN	Sheet Subset: UT	Subset Sheets: 01 of 10	

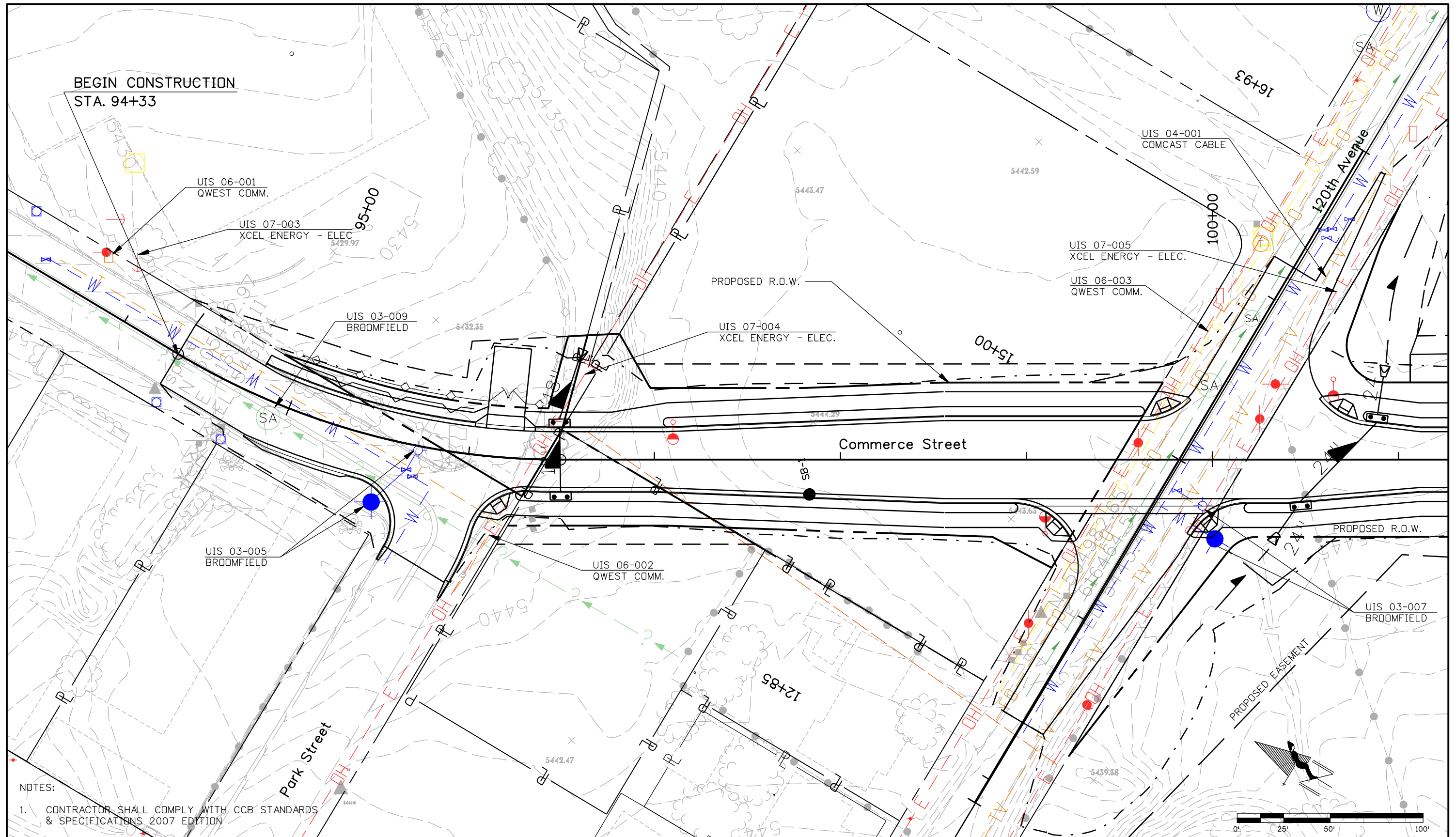
Project No./Code	STA 1281-011
	16501
Sheet Number	33

Naszukowski 11:20:24 AM j:\transportation\072208.405\15782\utilities\drawings\15782Utilities02.dgn



Print Date: 10/9/2008		Sheet Revisions			Colorado Department of Transportation			As Constructed		120TH AVE. CONNECTION UTILITIES			Project No./Code			
File Name: 15782Utilities02.dgn		Date:	Comments	Init.	 4670 Holly Street Denver, CO 80216-6408 Phone: 303-398-6765 FAX: 303-398-6781			No Revisions:		Designer: XXXXXXXX Detailer: EN Sheet Subset: UT			STA 1281-011			
Horiz. Scale: 1:100 Vert. Scale: As Noted								Revised:					Structure Numbers		X-XX-XX	
Unit Information Unit Leader Initials								Void:					Subset Sheets:		X-XX-XX	
					Region 6			IDM		16501		Sheet Number 34				

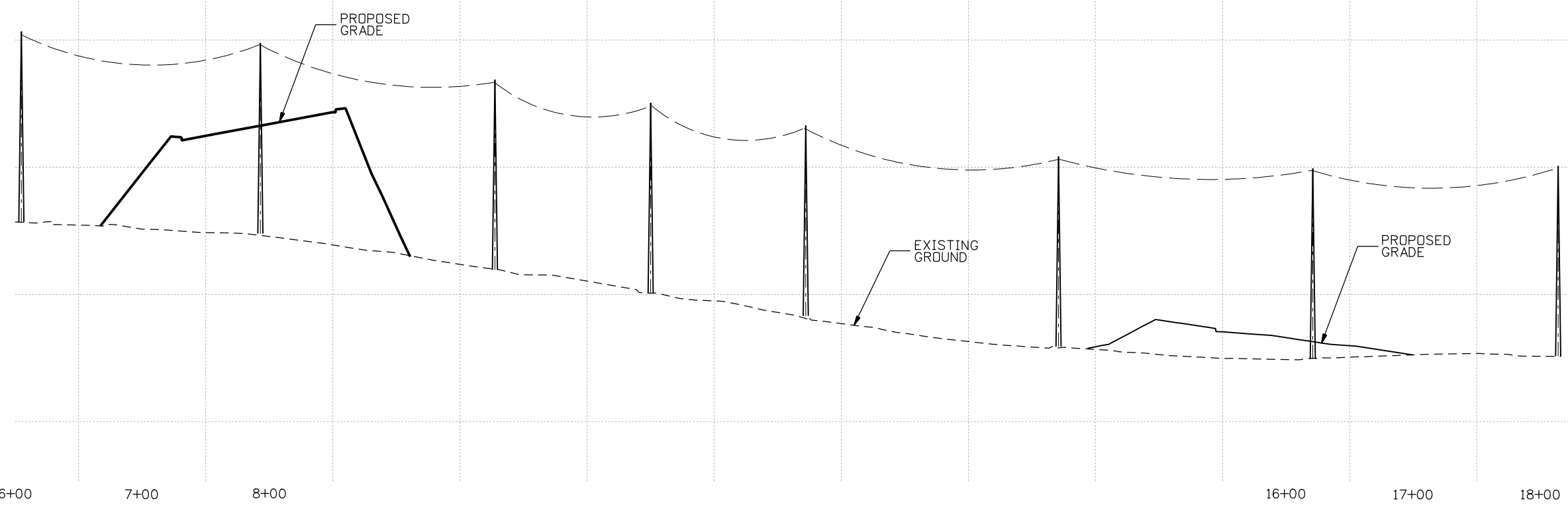
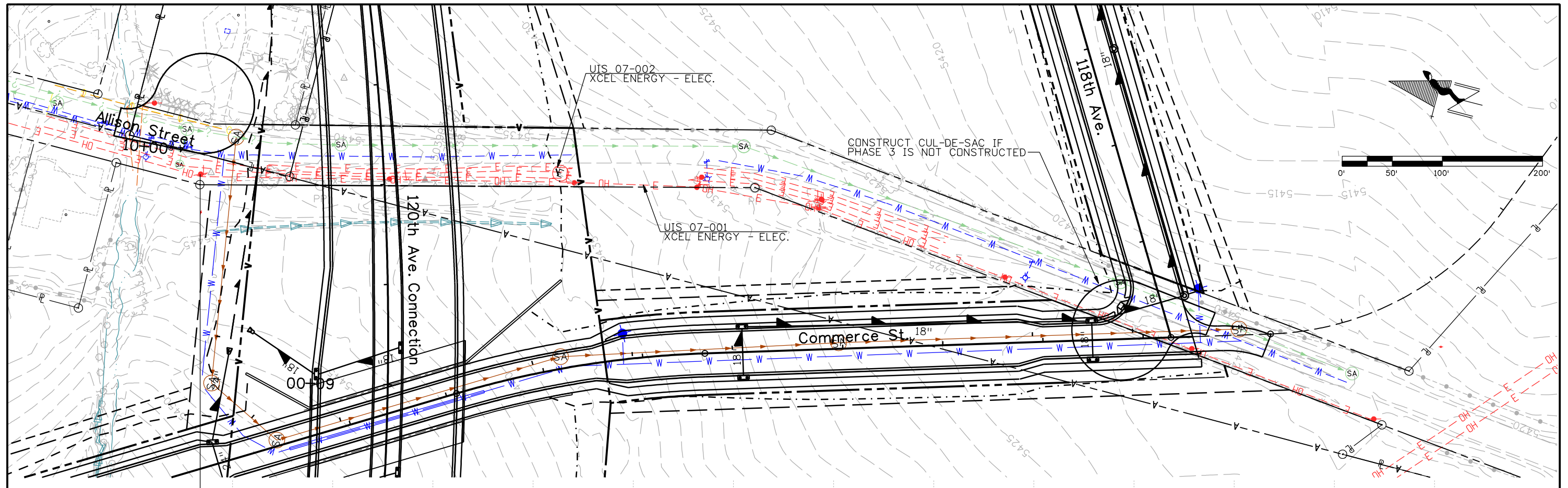
NaszkowskiER 11:20:35 AM j:\transportation\072208.405\15782\utilities\drawings\15782Utilities03.dgn



NOTES:
 1. CONTRACTOR SHALL COMPLY WITH CCB STANDARDS & SPECIFICATIONS 2007 EDITION

Print Date: 10/9/2008		Sheet Revisions	Colorado Department of Transportation	As Constructed	COMMERCE STREET UTILITIES	Project No./Code
File Name: 15782Utilities03.dgn		Date: Comments Init.	4670 Holly Street Denver, CO 80216-6408 Phone: 303-398-6765 FAX: 303-398-6781	No Revisions:	Designer: XXXXXXXX	STA 1281-011
Horiz. Scale: 1:50 Vert. Scale: As Noted	R-X		Region 6	Revised:	Detailer: EN	16501
Unit Information Unit Leader Initials	0000		IDM	Void:	Sheet Subset: UT	Sheet Number 35
					Structure Numbers: X-XX-XX X-XX-XX	
					Subset Sheets: 03 of 10	


NaszkowskiER 11:20:46 AM j:_transportation\072208.405\15782\Utilities\Drawings\15782ElectricLine01.dgn



Print Date: 10/9/2008
File Name: 15782ElectricLine01.dgn
Horiz. Scale: 1:100 Vert. Scale: As Noted
Unit Information Unit Leader Initials

Sheet Revisions		
Date:	Comments	Init.

Colorado Department of Transportation



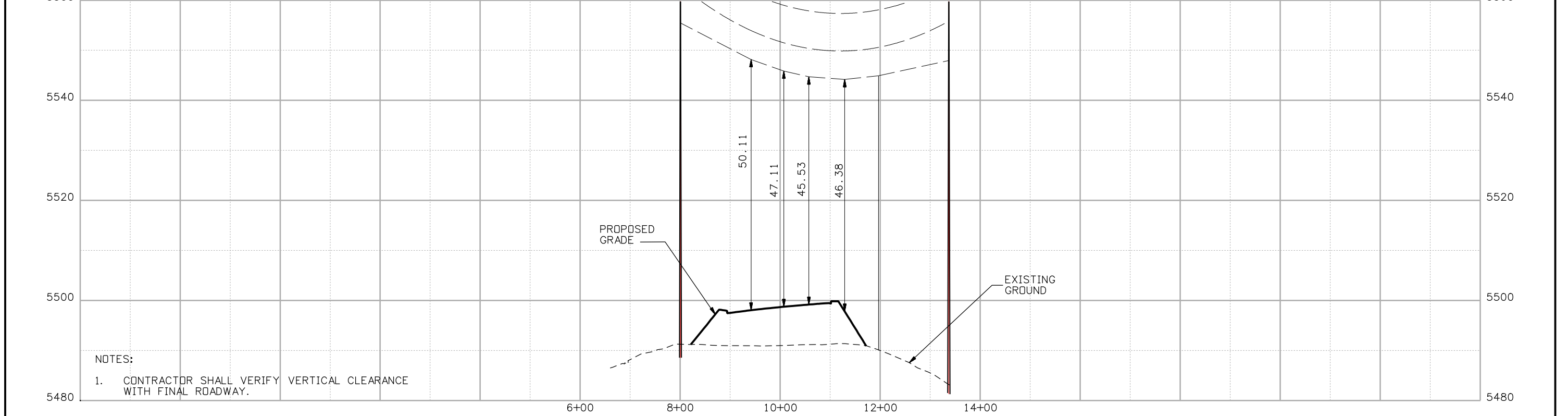
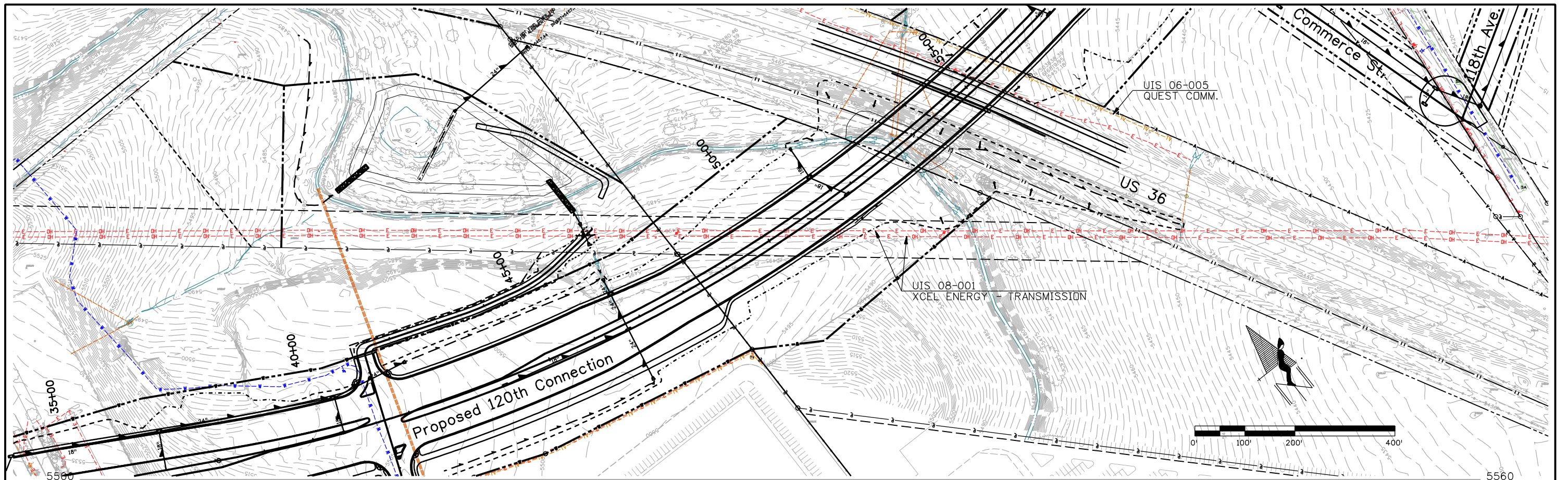
4670 Holly Street
Denver, CO 80216-6408
Phone: 303-398-6765 FAX: 303-398-6781

Region 6 IDM

As Constructed
No Revisions:
Revised:
Void:

OVERHEAD & UNDERGROUND ELECTRIC - ALLISON ST. PLAN AND PROFILE			
Designer:	EN	Structure Numbers:	X-XX-XX
Detailer:	EN	Subset Sheets:	X-XX-XX
Sheet Subset:	UT	04 of 10	

Project No./Code
STA 1281-011
16501
Sheet Number 36




NOTES:

- CONTRACTOR SHALL VERIFY VERTICAL CLEARANCE WITH FINAL ROADWAY.

Print Date: 10/9/2008	
File Name: 15782PowerLine01.dgn	
Horiz. Scale: 1:200	Vert. Scale: As Noted
Unit Information	Unit Leader Initials

Sheet Revisions		
Date:	Comments	Init.

Colorado Department of Transportation



4670 Holly Street
Denver, CO 80216-6408
Phone: 303-398-6765 FAX: 303-398-6781

Region 6 IDM

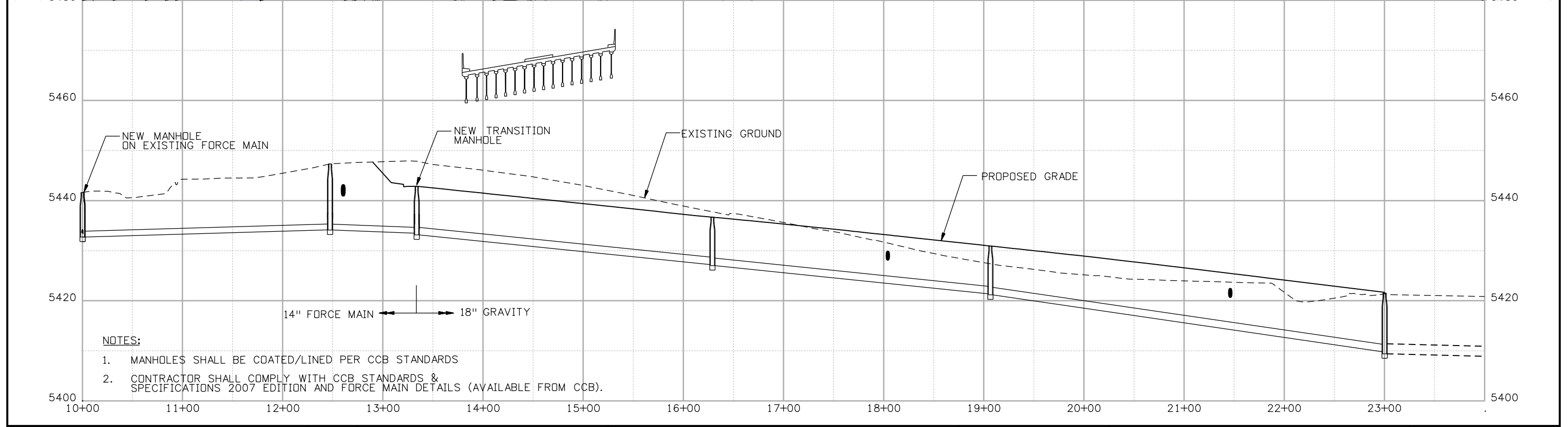

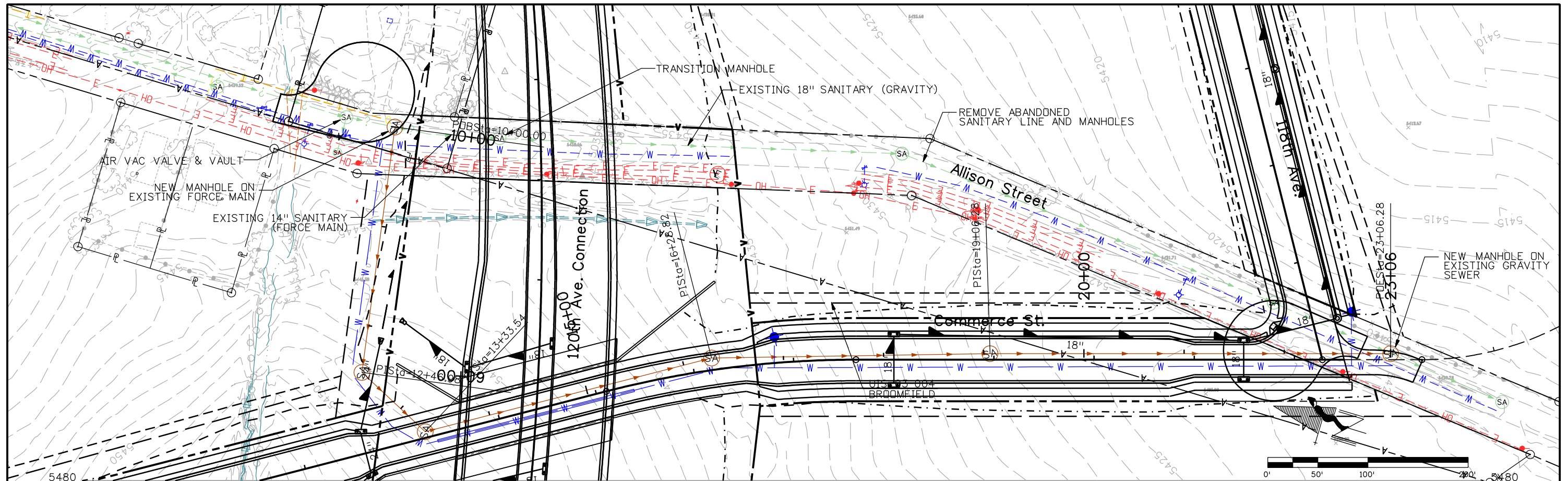
As Constructed
No Revisions:
Revised:
Void:

XCEL TRANSMISSION LINE PLAN AND PROFILE			
Designer:	EN	Structure	X-XX-XX
Detailer:	EN	Numbers	X-XX-XX
Sheet Subset:	UT	Subset Sheets:	05 of 10

Project No./Code
STA 1281-011
16501
Sheet Number 37

NazkowskieR 11:20:57 AM j:\transportation\072208.405\15782\Utilities\Drawings\15782PowerLine01.dgn

NazkowskieR 11:21:16 AM j:\transportation\072208-405\15782\Utilities\Drawings\15782SA_Line01.dgn



- NOTES:**
1. MANHOLES SHALL BE COATED/LINED PER CCB STANDARDS
 2. CONTRACTOR SHALL COMPLY WITH CCB STANDARDS & SPECIFICATIONS 2007 EDITION AND FORCE MAIN DETAILS (AVAILABLE FROM CCB).

Print Date: 10/9/2008
File Name: 15782SA_Line01.dgn
Horiz. Scale: 1:100 Vert. Scale: As Noted
Unit Information Unit Leader Initials

Sheet Revisions		
Date:	Comments	Init.

Colorado Department of Transportation



4670 Holly Street
Denver, CO 80216-6408
Phone: 303-398-6765 FAX: 303-398-6781

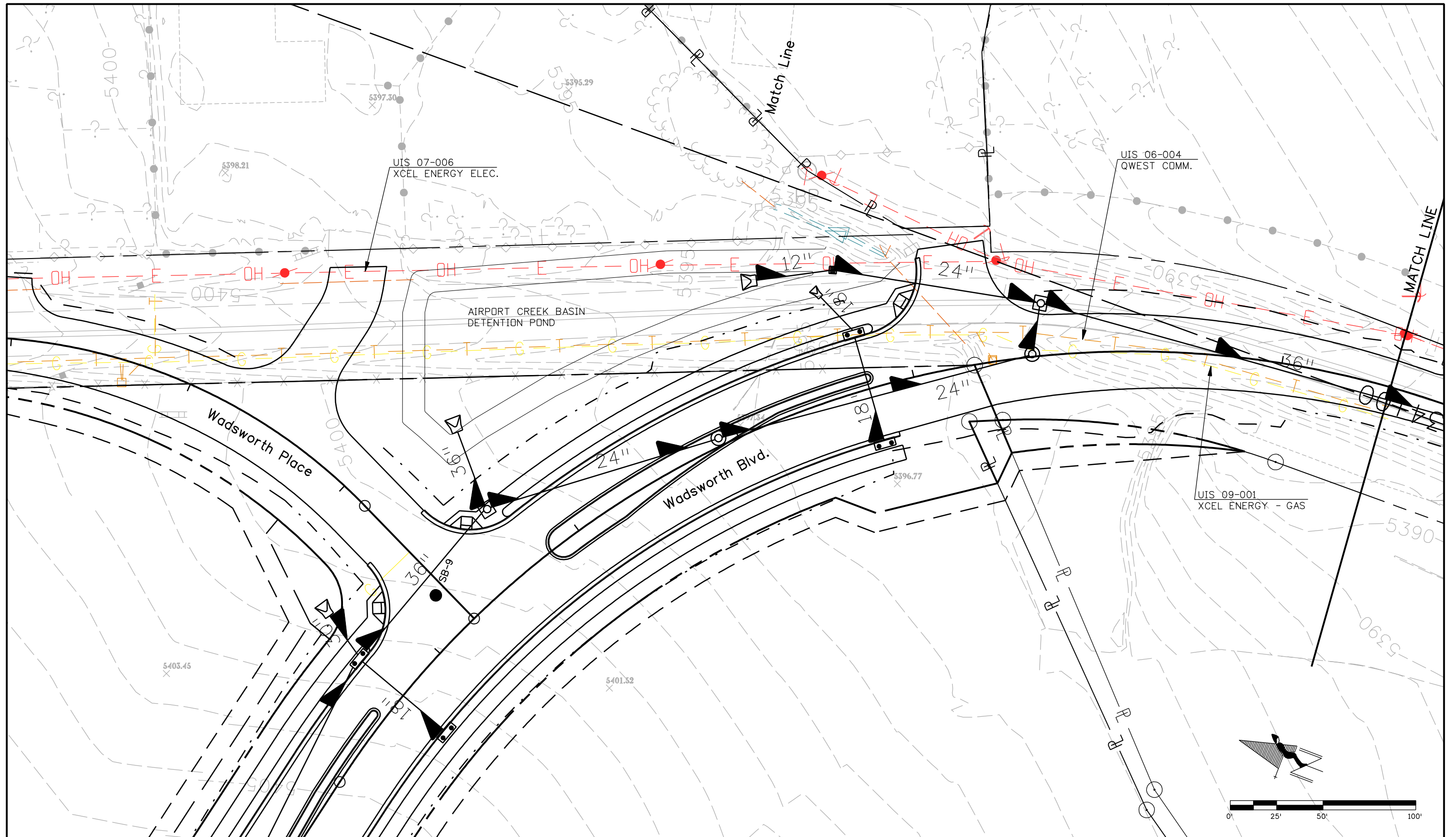
Region 6 **IDM**

As Constructed
No Revisions:
Revised:
Void:

SANITARY SEWER - COMMERCE ST.			
PLAN AND PROFILE			
Designer:	EN	Structure	X-XX-XX
Detailer:	EN	Numbers	X-XX-XX
Sheet Subset:	UT	Subset Sheets:	06 of 10

Project No./Code
STA C800-001
16501
Sheet Number 38

Naszkowski 11:21:27 AM j:\transportation\072208.405\15782\utilities\drawings\15782\utilities07.dgn



Print Date: 10/9/2008
File Name: 15782Utilities07.dgn
Horiz. Scale: 1:50 Vert. Scale: As Noted
Unit Information Unit Leader Initials

Sheet Revisions		
Date:	Comments	Init.

Colorado Department of Transportation



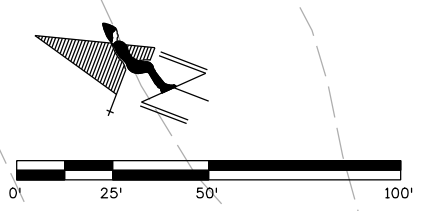
4670 Holly Street
Denver, CO 80216-6408
Phone: 303-398-6765 FAX: 303-398-6781

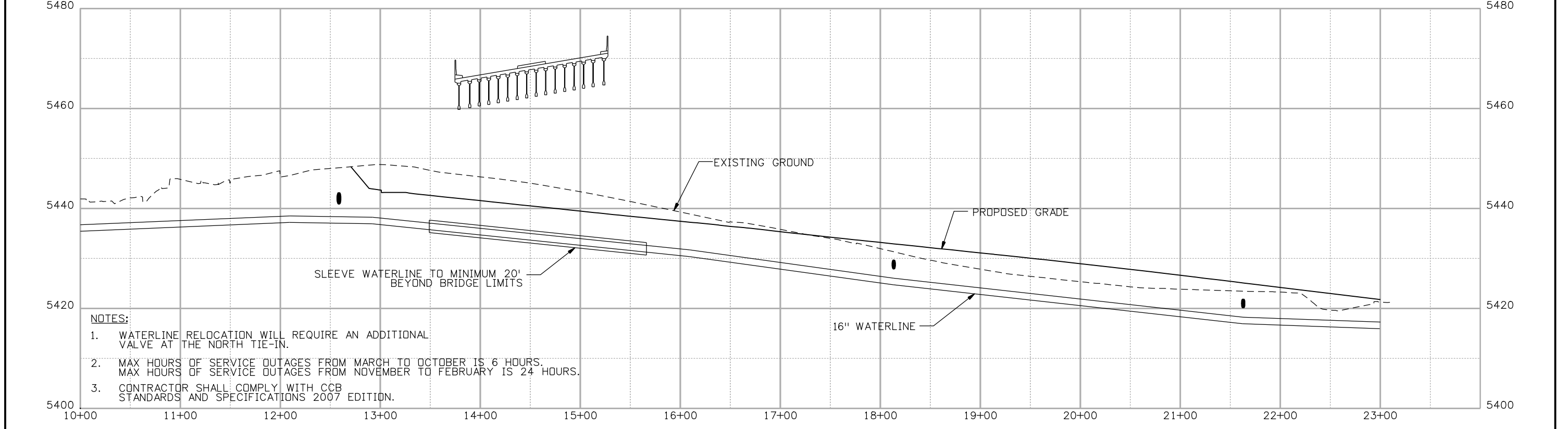
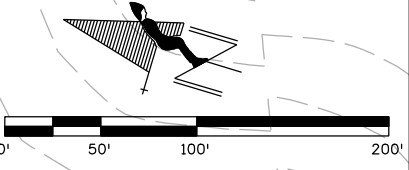
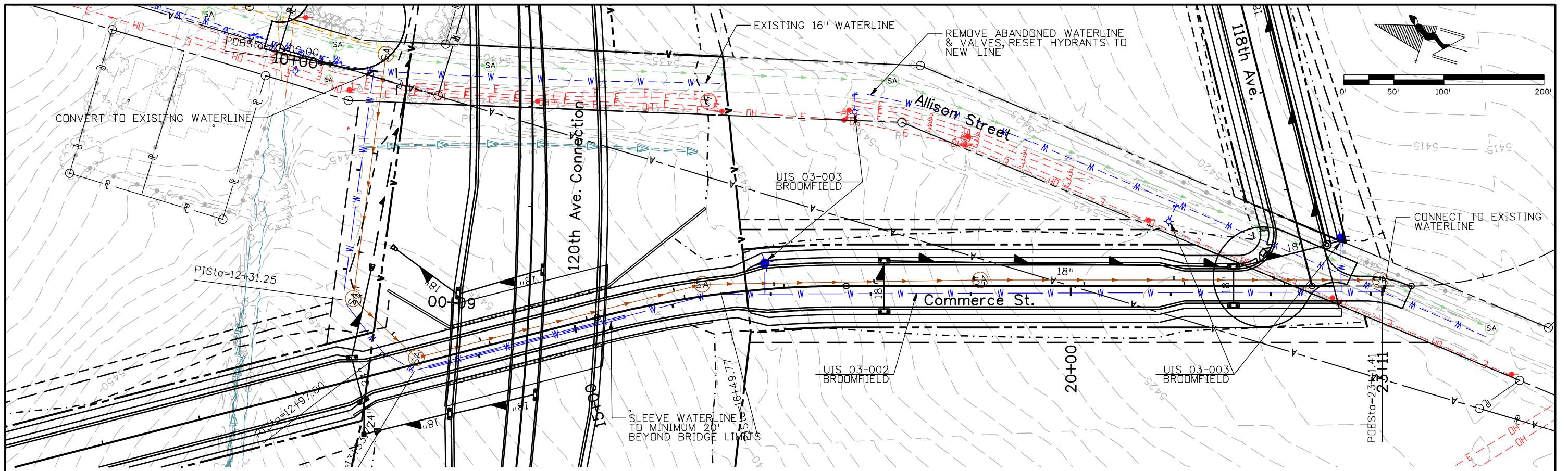
Region 6 IDM

As Constructed
No Revisions:
Revised:
Void:


WADSWORTH BLVD. UTILITIES			
Designer: XXXXXXXX	Structure Numbers	X-XX-XX	X-XX-XX
Detailer: EN	Subset Sheets:	07 of 10	
Sheet Subset: UT			

Project No./Code
STA 1281-011
16501
Sheet Number 39



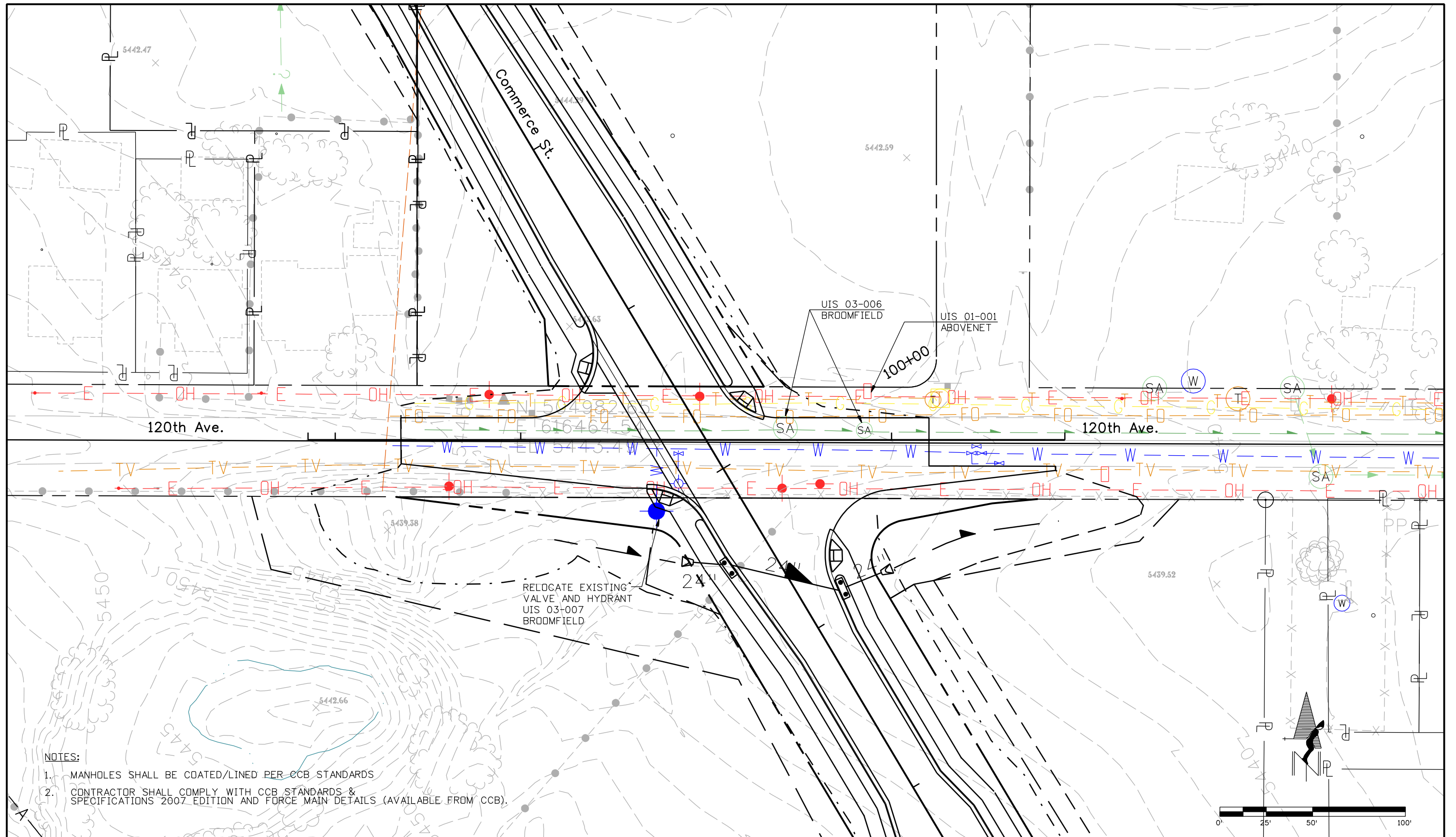


- NOTES:**
1. WATERLINE RELOCATION WILL REQUIRE AN ADDITIONAL VALVE AT THE NORTH TIE-IN.
 2. MAX HOURS OF SERVICE OUTAGES FROM MARCH TO OCTOBER IS 6 HOURS. MAX HOURS OF SERVICE OUTAGES FROM NOVEMBER TO FEBRUARY IS 24 HOURS.
 3. CONTRACTOR SHALL COMPLY WITH CCB STANDARDS AND SPECIFICATIONS 2007 EDITION.

Print Date: 10/9/2008		Sheet Revisions			Colorado Department of Transportation		As Constructed		WATER LINE - COMMERCE ST			Project No./Code		
File Name: 15782WaterLine01.dgn		Date:	Comments	Init.	 4670 Holly Street Denver, CO 80216-6408 Phone: 303-398-6765 FAX: 303-398-6781 Region 6		No Revisions:		PLAN AND PROFILE			STA C800-001		
Horiz. Scale: 1:100 Vert. Scale: As Noted							Revised:		Designer:	EN	Structure	X-XX-XX	16501	
Unit Information Unit Leader Initials							Void:		Detailer:	EN	Numbers	X-XX-XX	Sheet Number	
					IDM		Sheet Subset:	UT	Subset Sheets:	08 of 10	40			

NaszkowskiER 11:21:36 AM j:_transportation\072208.405\15782\utilities\drawings\15782WaterLine01.dgn

NazkowskieR 11:21:47 AM j:\transportation\072208.405\15782\Utilities\Drawings\15782Utilities09.dgn

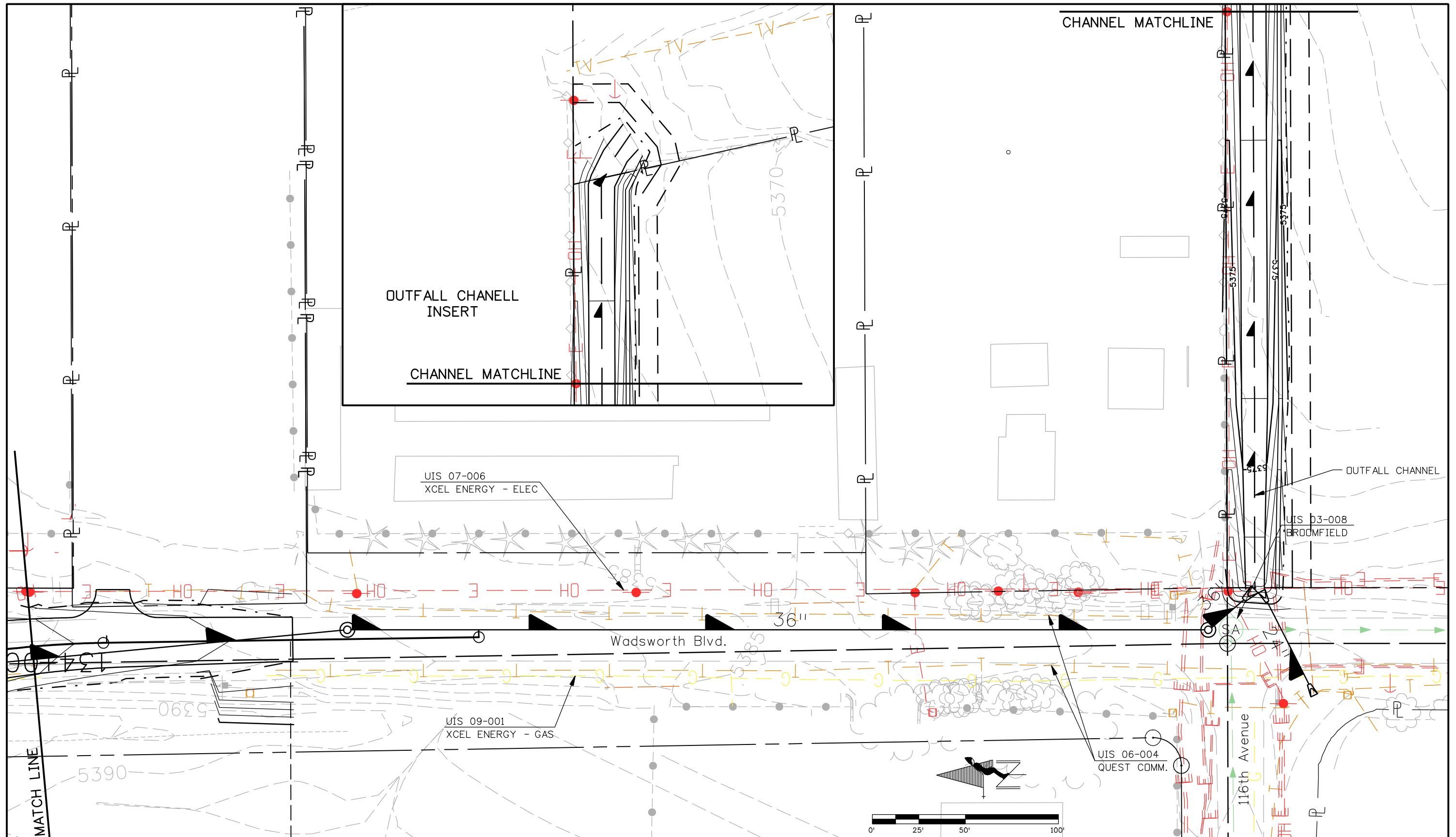



NOTES:

1. MANHOLES SHALL BE COATED/LINED PER CCB STANDARDS
2. CONTRACTOR SHALL COMPLY WITH CCB STANDARDS & SPECIFICATIONS 2007 EDITION AND FORCE MAIN DETAILS (AVAILABLE FROM CCB).

Print Date: 10/9/2008		Sheet Revisions			Colorado Department of Transportation		As Constructed		EXISTING 120TH AVE. UTILITIES		Project No./Code	
File Name: 15782Utilities09.dgn		Date:	Comments	Init.	4670 Holly Street Denver, CO 80216-6408 Phone: 303-398-6765 FAX: 303-398-6781		No Revisions:		Designer: EN Structure X-XX-XX Detailer: EN Structure Numbers X-XX-XX Sheet Subset: UT Subset Sheets: 09 of 10		STA 1281-011	
Horiz. Scale: 1:50 Vert. Scale: As Noted							Revised:				16501	
Unit Information Unit Leader Initials							Void:				Sheet Number 41	

NazkowskieER 11:21:57 AM j:\transportation\072208.405\15782\utilities\Drawings\15782\Utilities10.dgn



Print Date: 10/9/2008		Sheet Revisions			Colorado Department of Transportation		As Constructed		PLAN SHEET		Project No./Code			
File Name: 15782Utilities10.dgn		Date:	Comments	Init.	 4670 Holly Street Denver, CO 80216-6408 Phone: 303-398-6765 FAX: 303-398-6781		No Revisions:		Designer: AB Detailer: AB Sheet Subset: UT		STA C800-001			
Horiz. Scale: 1:50 Vert. Scale: As Noted							Revised:				Structure Numbers: X-XX-XX		16501	
Unit Information Unit Leader Initials							Void:				Subset Sheets: 10 of 10		Sheet Number 42	