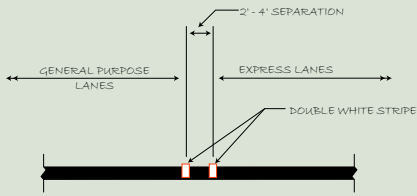
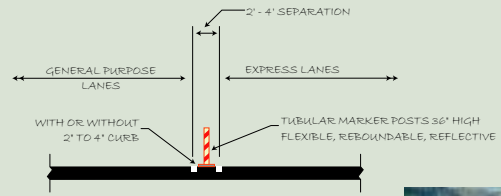


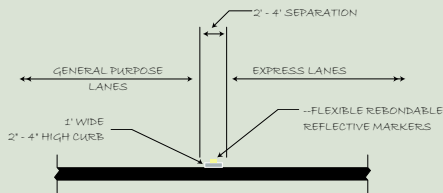
ELFS METHODS OF SEPARATION



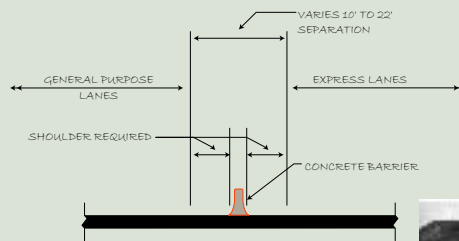
PAINT STRIPE SEPARATION
(NO PHYSICAL SEPARATION)




TUBULAR MARKER POSTS
(SEMPHYSICAL SEPARATION)



CURB & MARKER SEPARATION
(SEMPHYSICAL SEPARATION)



CONCRETE BARRIER
(PHYSICAL SEPARATION)



4 EXPRESS LANES + 4 GENERAL PURPOSE LANES

