


Express Lanes Alternative




100 50 0 100 200 300 400
Feet


 Express Lanes

 General Purpose Lanes

 Limits of Construction

 Multi-Use Trail

 Proposed Curb

 Proposed Wall

 Bridge

PLATTE CANYON RD