

# I-25 Express Lanes Monthly Progress Report June, 2006



## **TABLE OF CONTENTS**

	<b><u>PAGE</u></b>
<b>INTRODUCTION</b>	1
<b>1.0 VEHICLE USAGE BY TIME</b>	1
<b>2.0 BUS AND HOV TRAVEL TIMES</b>	4
<b>3.0 REVENUES</b>	5
<b>4.0 INCIDENTS</b>	6
<b>5.0 ENFORCEMENT</b>	6
<b>6.0 OPERATIONAL ISSUES</b>	7
<b>7.0 PUBLIC COMMENTS</b>	8

### **ATTACHMENTS**

## **TABLES**

<b>JUNE 2006 TRAFFIC DATA SUMMARY</b>	2
<b>BUSES EXCEEDING THE 8 MINUTE, 45 SECOND TRAVEL TIME</b>	4
<b>COLORADO STATE PATROL DATA COUNTS FOR JUNE.</b>	7

## **FIGURES**

<b>JUNE 2006 PEAK PERIOD TRAFFIC</b>	3
<b>MONTHLY BUS TRAVEL TIME EXCEEDENCES</b>	4
<b>FIRST YEAR MONTHLY ESTIMATED REVENUE VS. ACTUAL</b>	5
<b>JUNE TRANSACTION REPORT</b>	6

## **INTRODUCTION**

The I-25 Express Lanes project opened to toll-paying customers at noon on June 2, 2006. The Colorado Tolling Enterprise (CTE) has assumed operations from CDOT for this project and has committed to report on various operational aspects of the facility on a monthly basis. This is the first of those monthly reports. As data become readily available and as partners in this venture request information, these reports may change over time,

An Intergovernmental Agreement was executed between the Colorado Tolling Enterprise (CTE), a Division of the Colorado Department of Transportation (CDOT) and the Regional Transportation District (RTD), on May 31, 2006. This agreement outlined that CTE/CDOT would, at a minimum provide monthly information on:

- ? Vehicle Usage
- ? HOV vs. Express Toll Lane vehicle counts
- ? Bus Travel times
- ? Revenues
- ? Incidents (that might impact operations or revenues)

Additional information may be included in these monthly reports such as operational issues and change recommendations, special event data and observations, enforcement activity, and public comment.

Budget information, cash flow projections and revenue reports will be provided to RTD on a quarterly basis. Annual audit reporting will also be provided to RTD.

The I-25 Express Lanes project opened in the last month of the State of Colorado's 2006 Fiscal Year. (July 1, 2005 – June 30, 2006). CTE is a division of CDOT and CDOT is in the process of closing its financial books for FY2006. Detailed information for the final CTE fiscal year expenditures for the I-25 Express Lanes project will be available for the July and August monthly reports.

### **1.0 VEHICLE USAGE BY TIME**

The following is a summary of June's overall traffic data (segregated by HOV Lane and Toll Users Lane). These include weekend and non-peak traffic.

Additional traffic data are reported for peak periods and weekday traffic in Attachment "A".

### June 2006 Traffic Data Summary

	HOV	Express Lanes	Total
Total Monthly Traffic	204,189	21,551	240,097
Maximum Daily Traffic	10,129	1,304	11,639
Average Weekday Daily Traffic	8,052	926	9,495
Maximum AM Hourly Traffic	1,094	243	1,395
Maximum PM Hourly Traffic	1,271	266	1,640
Average Weekday AM Peak Hour Traffic	855	146	1,047
Average Weekday PM Peak Hour Traffic	1,152	189	1,454
Monthly Toll Violations	NA	NA	10,447

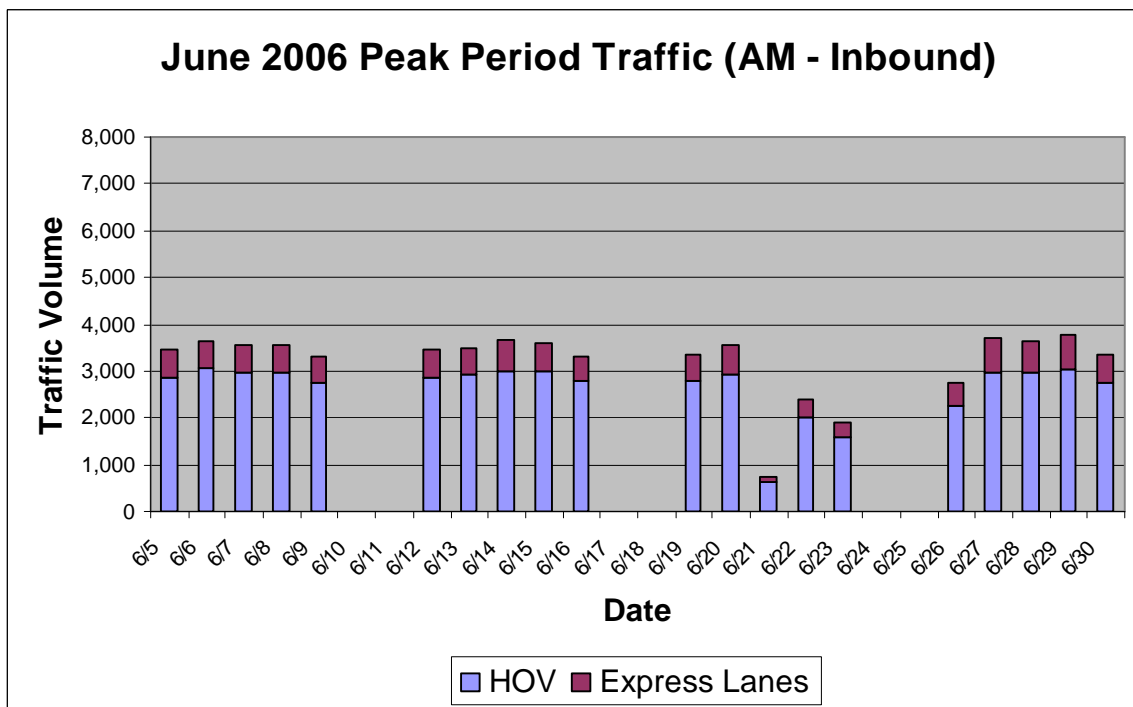
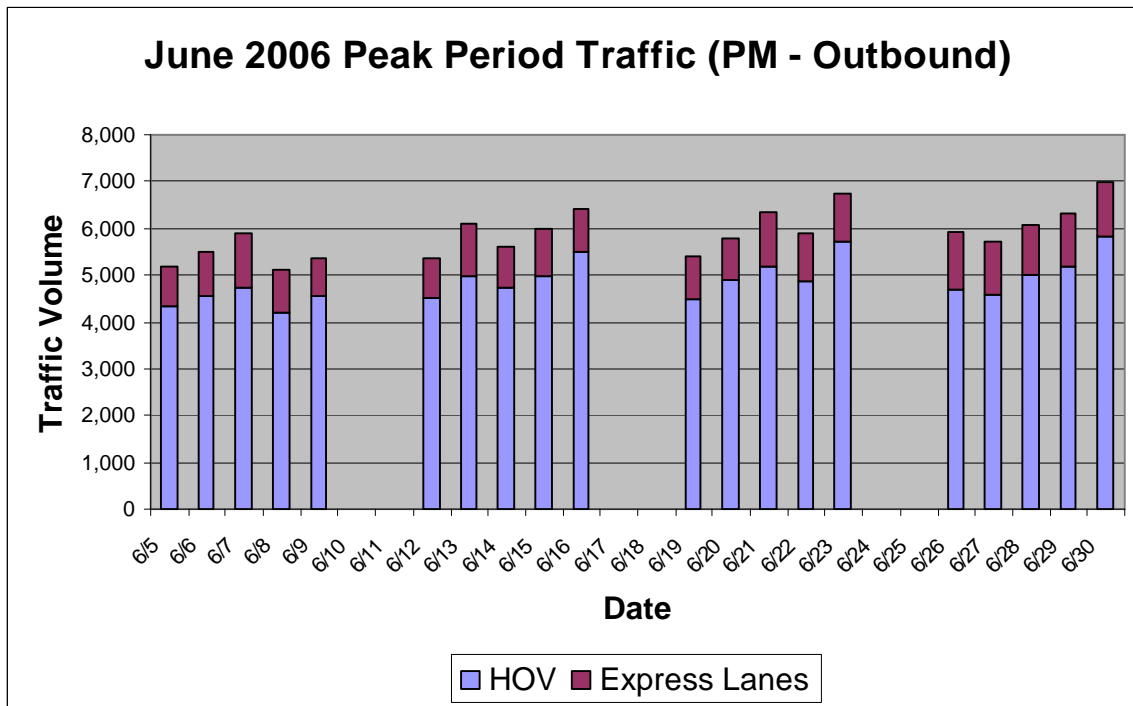
Toll violation in the facility appears to be quite high in the first month of operation. Although this is not uncommon for a new toll facility. Drivers are unfamiliar with this operational change and since many had been driving this facility as HOV for many years they simply did not notice the lane assignments. Others were confused as to how to use the lanes as toll payers. We have added “Transponder Required” to all VMS messages to augment the “NO CASH” signs in advance of all entrances. Also, Violation Tickets are now being mailed out and many people are getting the required transponder and paying closer attention to which lane they should be traveling

Furthermore, “violations” are recorded at the time of an antennae reading, whether correct or incorrect, at the gantry. These may not be actual toll violations. After time (as much as 60 days), these may be converted to legitimate transactions. Examples include: a “no read” transponder (dead battery, etc.), information such as a credit card not updated, etc. In the first couple of weeks, we have seen that many of these daily “violations” are in fact legitimate transactions. Nearly 4500 of the violations shown above have been converted to transactions just through June. Additional conversions will continue to be posted over time. **CAUTION: postings are only a “snapshot”. It takes several months to establish real data and trends.**

Never-the-less, violation in the morning (inbound) are considerable less than in the afternoon (outbound). This can be attributed to:

- ? Inbound period is shorter than outbound and law enforcement is present a greater percentage of the time
- ? Outbound traffic from noon to midnight shows greater disregard for lane designation, particularly in non-peak periods when law enforcement is not present
- ? A direct correlation between officer presence and behavior has been observed (if SOVs do not see an officer, they will change lanes at the last minute to avoid paying a toll)

Below is an illustration of Express Lane Vehicular Usage These data are based on raw data (not reconciled, as noted above).



## 2.0 BUS AND HOV TRAVEL TIMES

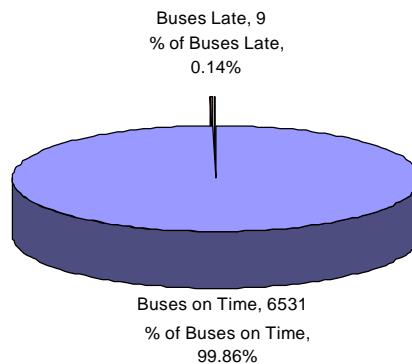
The IGA prescribes triggers to determine if there is any degradation to travel times for buses and carpools. These are:

- ? Exceedence of travel time for more than one bun in an hour (provided the exceedence was not due to a stall, crash, closure of the lane or special event)
- ? Exceedence occurring more than one day per week for three weeks in a row
- ? Predictable exceedence

The following table represents the buses **exceeding the 8 minute, 45 second travel time**:

Travel Time	Exit Time	Entrance Time	Transponder
9.44	Jun 30 10:27:20	Jun 30 10:17:54	200719AE
11.69	Jun 28 16:06:08	Jun 28 15:54:26	20030B7C
10.93	Jun 28 16:06:08	Jun 28 15:55:12	2003094E
8.97	Jun 28 16:17:06	Jun 28 16:08:08	2002E365
10.25	Jun 27 17:59:00	Jun 27 17:48:45	20030B58
9.84	Jun 22 14:50:13	Jun 22 14:40:23	20030978
9.83	Jun 16 11:37:05	Jun 16 11:27:16	2003828A
9.83	Jun 14 14:25:20	Jun 14 14:15:30	20030945
11:32	Jun 7 06:02:14	Jun 7 06:05:50	20030B4F

### Monthly Bus Travel Times



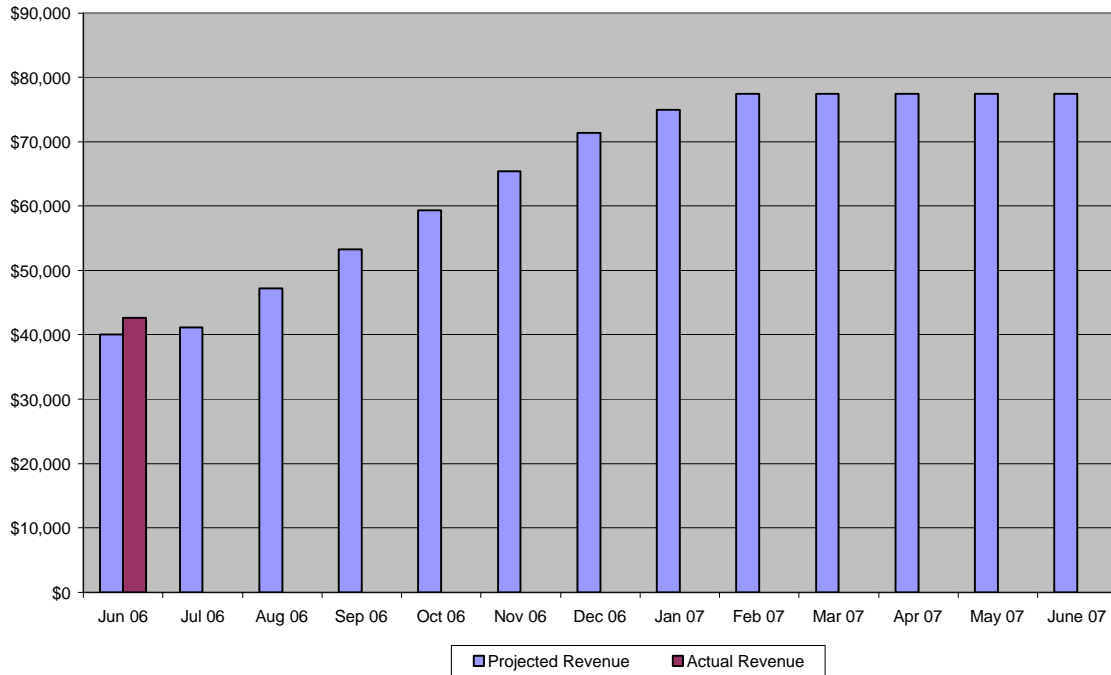
There were 9 buses that fell outside of the 8 minute, 45 second target time during the month of June. On June 28<sup>th</sup> there were three buses between 4:06 and 4:17 PM that were late. The greatest delay was 2 minutes and 41 seconds, the second was just under 2 minutes late and the last was off by 6 seconds. At this point we have not been able to determine a possible cause for this delay. There were not any traffic accidents reported and traffic volume for the time seems to be typical for the time of day. Two delays

occurred before the normal rush hour period with light traffic volumes. The remaining delays seem to be isolated incidents. Regardless we will continue to monitor the bus travel times as required in the IGA.

### 3.0 REVENUES

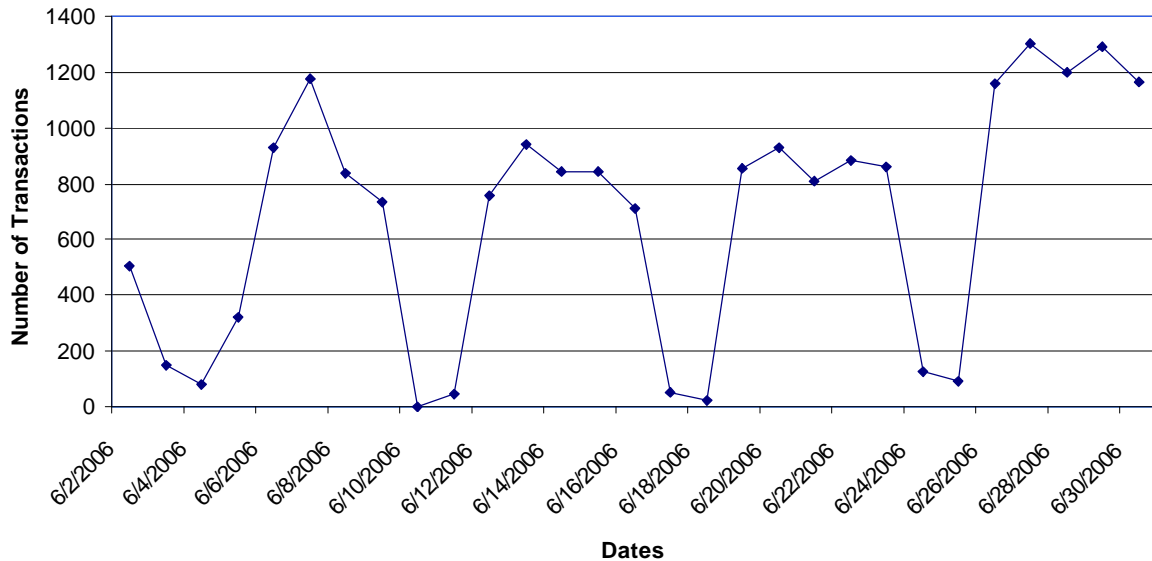
The annual Fiscal year 2007 revenue projection was approximately \$800,000. This assumed approximately 60% of the average monthly projection would be achieved in the first month, (\$40,000 for July, 2006). This amount was assumed to “ramp up” over time. June 2006 revenues were not included in the FY’07 revenue estimates, but are assumed to be the same as those estimated for July. The Figure below shows projected vs. Actual revenues to date.

**First Year Monthly Estimated Revenue vs. Actual**



The graph below illustrates daily transactions

## June Transaction Report



### 4.0 INCIDENTS

There was only one incident that occurred during this reporting period. On June 5 at approximately 5:14 PM there was a rear-end collision in the HOV lane. This caused a significant slowing in the HOV lane for several minutes. A minor accident had occurred on the main northbound lanes which caused curiosity slowing. At that time, we had portable variable message signs on the enforcement shoulder and with the Colorado State Patrol vehicles performing enforcement we did not have full benefit of the widened shoulder in this area. We removed those temporary signs from the facility on the morning of June 6. This incident did not result in degraded bus or carpool service, but did result in a 16 minute period of manual toll and violation override for those motorists needing to avoid the incident.

The following actions have been taken to minimize queuing in the lanes:

- ? RTD bus drivers were confused as to which lane to be in. They have since been informed that they are free to use either lane; however, the toll lane typically has less traffic and should be used if possible.
- ? Improved signage in the Express Lane to indicate proper lane assignment.

### 5.0 ENFORCEMENT

The following report has been provided by the Colorado State Patrol: There were 320 vehicles that were intercepted by officers. Officers were on the scene for 184 hours during the month of June. Most of these were worked in four hour shifts. During the



first few weeks of June, officers issued warnings only and provided a handout explaining proper use in the lanes. The latter half of the month, officers did issue citations. There were 53 HOV citations issued, (Some of these were on the HOV portion of US36 approaching the I-25 facility). There were 43 toll evasion citations issued, 22 Hazardous Violation Penalty Tickets, 5 seat belt citations, 7 miscellaneous, and one arrest.

**Colorado State Patrol Data Counts for June**

<b>2006 Total contacts</b>							
<b>Month</b>	<b>Contacts</b>	<b>Toll Evasion Cits</b>	<b>HOV Cits</b>	<b>HVPTs</b>	<b>SB Cites</b>	<b>Other Cites</b>	<b>Arrests</b>
June	320	43	59	22	5	7	1
July							
August							
September							
October							
November							
December							
<b>TOTALS</b>	<b>320</b>	<b>43</b>	<b>59</b>	<b>22</b>	<b>5</b>	<b>7</b>	<b>1</b>

**6.0 OPERATIONAL ISSUES**

As with any new venture the first month of operation had a few unforeseen problems. One problem that was encountered early on was a software issue that would close the Express Lanes at 7 PM. This was first encountered on Friday, June 9 when the lanes were closed and remained closed until Sunday morning. We believe that the reason this was not caught sooner is that the lanes were generally closed at 7 PM for construction and as a result the problem was never observed. The software engineer has been notified and is working on the problem. Also, we have asked the CTMC to monitor the lanes during weekends and to notify the Express Lanes Service Technician if the lanes are closed. The closure did result in no weekend usage and a minor drop in expected revenues.

During the past month we have had two signs hit by lightning. One has been successfully repaired and the second is awaiting parts. Neither sign impacted the daily operation of the lanes.

The single biggest issue has been the accumulation of data, verifying its reliability and putting it into a user friendly format. Data is supplied to the Program Manager on a daily basis from the Colorado Traffic Management Center and E-470 and monthly from the Colorado State Patrol. This data is then sorted and formatted to provide a meaningful picture of what is happening on the lanes. Data changes on a daily basis as transactions are reconciled. Consequently, data in this report represents a “snapshot” in time. As

more experience is gained with the system it is expected that much of this data will be formatted into clearer reports and collected on a weekly or bi-weekly basis.

## **7.0 PUBLIC COMMENTS**

Public comment for the month of June consisted primarily of inquiries. The first two weeks after opening, the CDOT Public Relations Office was taking an average of five telephone calls per day and was receiving an average of ten e-mails per day. Since then, both calls and e-mails have dropped to an average of two to three e-mails and phone calls each day. Three primary categories of comments and inquiries emerged:

- ? Where to sign up for an ExPress Pass transponder
- ? How to make sure that if carpooling, a toll or violation will not be incurred
- ? Why did a transponder beep in the HOV lane?

Generally when provided an explanation, the person was satisfied. There have been no negative reports or comments to speak of. However, any citations that would have been issued would most likely not have been received in the mail by the end of June

# ATTACHMENTS

For the Week of June 5 thru 9

## Rush Hour Data

Monday	Inbound			
	AVI	HOV	Unreconciled	Total
5:00 - 6:00	7	151	12	170
6:00 - 7:00	87	794	54	935
7:00 - 8:00	107	1,049	71	1,227
8:00 - 9:00	97	593	38	728
9:00 - 10:00	22	279	5	306
<b>Total</b>	<b>320</b>	<b>2,866</b>	<b>180</b>	<b>3,366</b>

Monday	Outbound			
	AVI	HOV	Unreconciled	Total
12:00 - 13:00	0	160	29	189
13:00 - 14:00	0	152	22	174
14:00 - 15:00	0	307	55	362
15:00 - 16:00	0	634	108	742
16:00 - 17:00	0	878	149	1,027
17:00 - 18:00	2	1,133	289	1,424
18:00 - 19:00	0	535	100	635
19:00 - 20:00	0	205	40	245
20:00 - 21:00	0	174	22	196
21:00 - 22:00	0	156	19	175
<b>Total</b>	<b>2</b>	<b>4,334</b>	<b>833</b>	<b>5,169</b>

Tuesday	Inbound			
	AVI	HOV	Unreconciled	Total
5:00 - 6:00	11	185	11	207
6:00 - 7:00	88	853	54	995
7:00 - 8:00	152	1,120	73	1,345
8:00 - 9:00	109	640	41	790
9:00 - 10:00	29	254	10	293
<b>Total</b>	<b>389</b>	<b>3,052</b>	<b>189</b>	<b>3,630</b>

Tuesday	Outbound			
	AVI	HOV	Unreconciled	Total
12:00 - 13:00	15	164	15	194
13:00 - 14:00	20	205	19	244
14:00 - 15:00	32	303	20	355
15:00 - 16:00	61	592	41	694
16:00 - 17:00	116	980	83	1,179
17:00 - 18:00	182	1,175	121	1,478
18:00 - 19:00	72	530	47	649
19:00 - 20:00	21	256	18	295
20:00 - 21:00	9	168	10	187
21:00 - 22:00	7	185	18	210
<b>Total</b>	<b>535</b>	<b>4,558</b>	<b>392</b>	<b>5,485</b>

Wednesday	Inbound			
	AVI	HOV	Unreconciled	Total
5:00 - 6:00	23	170	6	199
6:00 - 7:00	146	846	61	1,053
7:00 - 8:00	134	1,046	58	1,238
8:00 - 9:00	106	633	29	768
9:00 - 10:00	22	266	9	297
<b>Total</b>	<b>431</b>	<b>2,961</b>	<b>163</b>	<b>3,555</b>

Wednesday	Outbound			
	AVI	HOV	Unreconciled	Total
12:00 - 13:00	15	169	6	190
13:00 - 14:00	16	232	17	265
14:00 - 15:00	49	349	35	433
15:00 - 16:00	123	711	61	895
16:00 - 17:00	156	1,051	81	1,288
17:00 - 18:00	243	1,271	119	1,633
18:00 - 19:00	118	673	67	858
19:00 - 20:00	21	263	19	303
20:00 - 21:00	0	4	1	5
21:00 - 22:00	0	0	0	0
<b>Total</b>	<b>741</b>	<b>4,723</b>	<b>406</b>	<b>5,870</b>

Thursday	Inbound			
	AVI	HOV	Unreconciled	Total
5:00 - 6:00	20	164	9	193
6:00 - 7:00	118	845	51	1,014
7:00 - 8:00	167	1,061	78	1,306
8:00 - 9:00	91	577	32	700
9:00 - 10:00	39	299	12	350
<b>Total</b>	<b>435</b>	<b>2,946</b>	<b>182</b>	<b>3,563</b>

Thursday	Outbound			
	AVI	HOV	Unreconciled	Total
12:00 - 13:00	7	180	17	204
13:00 - 14:00	19	220	15	254
14:00 - 15:00	38	359	45	442
15:00 - 16:00	62	637	92	791
16:00 - 17:00	114	1,007	139	1,260
17:00 - 18:00	128	1,188	142	1,458
18:00 - 19:00	34	587	45	666
19:00 - 20:00	0	25	0	25
20:00 - 21:00	0	0	0	0
21:00 - 22:00	0	0	0	0
<b>Total</b>	<b>402</b>	<b>4,203</b>	<b>495</b>	<b>5,100</b>

Friday	Inbound			
	AVI	HOV	Unreconciled	Total
5:00 - 6:00	17	137	4	158
6:00 - 7:00	89	772	58	919
7:00 - 8:00	143	990	81	1,214
8:00 - 9:00	76	579	42	697
9:00 - 10:00	32	281	6	319
<b>Total</b>	<b>357</b>	<b>2,759</b>	<b>191</b>	<b>3,307</b>

Friday	Outbound			
	AVI	HOV	Unreconciled	Total
12:00 - 13:00	13	279	22	314
13:00 - 14:00	28	319	23	370
14:00 - 15:00	58	485	46	589
15:00 - 16:00	68	780	73	921
16:00 - 17:00	115	1,033	115	1,263
17:00 - 18:00	56	1,067	99	1,222
18:00 - 19:00	32	568	59	659
19:00 - 20:00	1	31	3	35
20:00 - 21:00	0	0	0	0
21:00 - 22:00	0	0	0	0
<b>Total</b>	<b>371</b>	<b>4,562</b>	<b>440</b>	<b>5,373</b>

## Week Day Totals June 5 - 9

	AVI	HOV	Unreconciled	Total
<b>Monday</b>	323	7,439	1,059	8,821
<b>Tuesday</b>	932	7,935	619	9,486
<b>Wednesday</b>	1,174	7,733	579	9,486
<b>Thursday</b>	839	10,118	682	11,639
<b>Friday</b>	733	10,129	636	11,498
<b>Total</b>	4,001	43,354	3,575	50,930

<b>Saturday</b>	0	0	0	0
<b>Sunday</b>	0	0	0	0
<b>Total</b>	0	0	0	0
<b>Grand total</b>	4,001	43,354	3,575	50,930

Maximum AM Hourly Traffic				
	AVI	HOV	Unreconciled	Total
<b>Monday</b>	107	1,049	71	1,227
<b>Tuesday</b>	152	1,120	73	1,345
<b>Wednesday</b>	146	1,046	61	1,238
<b>Thursday</b>	167	1,061	78	1,306
<b>Friday</b>	143	990	81	1,214

Maximum PM Hourly Traffic				
	AVI	HOV	Unreconciled	Total
<b>Monday</b>	2	1,133	289	1,424
<b>Tuesday</b>	182	1,175	121	1,478
<b>Wednesday</b>	243	1,271	119	1,633
<b>Thursday</b>	128	1,188	142	1,458
<b>Friday</b>	115	1,067	115	1,263

Average Weekday AM Peak Hr Traffic				
	AVI	HOV	Unreconciled	Total
<b>Monday</b>	97	812	54	963
<b>Tuesday</b>	116	871	56	1,043
<b>Wednesday</b>	129	842	49	1,020
<b>Thursday</b>	125	828	54	1,007
<b>Friday</b>	71	552	38	661

Average Weekday PM Peak Hr Traffic				
	AVI	HOV	Unreconciled	Total
<b>Monday</b>	1	1,006	219	1,226
<b>Tuesday</b>	149	1,078	102	1,329
<b>Wednesday</b>	200	1,161	100	1,461
<b>Thursday</b>	121	1,098	141	1,359
<b>Friday</b>	86	1,050	107	1,243

For the Week of June 12 thru 18

**Rush Hour Data**

Monday	Inbound			
	AVI	HOV	Unreconciled	Total
5:00 - 6:00	9	148	11	168
6:00 - 7:00	118	787	41	946
7:00 - 8:00	142	1,034	78	1,254
8:00 - 9:00	96	585	39	720
9:00 - 10:00	31	308	10	349
<b>Total</b>	<b>396</b>	<b>2,862</b>	<b>179</b>	<b>3,437</b>

Monday	Outbound			
	AVI	HOV	Unreconciled	Total
12:00 - 13:00	8	175	16	199
13:00 - 14:00	11	213	16	240
14:00 - 15:00	30	307	24	361
15:00 - 16:00	51	602	47	700
16:00 - 17:00	81	1,047	112	1,240
17:00 - 18:00	120	1,176	134	1,430
18:00 - 19:00	43	527	65	635
19:00 - 20:00	7	193	24	224
20:00 - 21:00	8	173	12	193
21:00 - 22:00	2	108	16	126
<b>Total</b>	<b>361</b>	<b>4,521</b>	<b>466</b>	<b>5,348</b>

Tuesday	Inbound			
	AVI	HOV	Unreconciled	Total
5:00 - 6:00	8	172	8	188
6:00 - 7:00	109	831	53	993
7:00 - 8:00	164	1,058	92	1,314
8:00 - 9:00	76	600	27	703
9:00 - 10:00	28	266	7	301
<b>Total</b>	<b>385</b>	<b>2,927</b>	<b>187</b>	<b>3,499</b>

Tuesday	Outbound			
	AVI	HOV	Unreconciled	Total
12:00 - 13:00	16	177	17	210
13:00 - 14:00	18	209	14	241
14:00 - 15:00	17	311	25	353
15:00 - 16:00	43	655	47	745
16:00 - 17:00	116	1,032	133	1,281
17:00 - 18:00	211	1,200	185	1,596
18:00 - 19:00	105	675	105	885
19:00 - 20:00	14	297	28	339
20:00 - 21:00	4	220	16	240
21:00 - 22:00	5	178	23	206
<b>Total</b>	<b>549</b>	<b>4,954</b>	<b>593</b>	<b>6,096</b>

Wednesday	Inbound			
	AVI	HOV	Unreconciled	Total
5:00 - 6:00	11	172	6	189
6:00 - 7:00	115	830	56	1,001
7:00 - 8:00	207	1,080	108	1,395
8:00 - 9:00	76	627	43	746
9:00 - 10:00	33	276	10	319
<b>Total</b>	<b>442</b>	<b>2,985</b>	<b>223</b>	<b>3,650</b>

Wednesday	Outbound			
	AVI	HOV	Unreconciled	Total
12:00 - 13:00	13	185	16	214
13:00 - 14:00	16	250	17	283
14:00 - 15:00	37	333	32	402
15:00 - 16:00	39	683	61	783
16:00 - 17:00	101	1,005	121	1,227
17:00 - 18:00	115	1,136	141	1,392
18:00 - 19:00	42	516	56	614
19:00 - 20:00	19	240	26	285
20:00 - 21:00	8	197	25	230
21:00 - 22:00	4	166	16	186
<b>Total</b>	<b>394</b>	<b>4,711</b>	<b>511</b>	<b>5,616</b>

Thursday	Inbound			
	AVI	HOV	Unreconciled	Total
5:00 - 6:00	16	166	7	189
6:00 - 7:00	111	812	72	995
7:00 - 8:00	127	1,094	86	1,307
8:00 - 9:00	100	646	38	784
9:00 - 10:00	38	268	10	316
<b>Total</b>	<b>392</b>	<b>2,986</b>	<b>213</b>	<b>3,591</b>

Thursday	Outbound			
	AVI	HOV	Unreconciled	Total
12:00 - 13:00	16	179	11	206
13:00 - 14:00	12	244	23	279
14:00 - 15:00	30	342	33	405
15:00 - 16:00	39	616	59	714
16:00 - 17:00	119	1,070	133	1,322
17:00 - 18:00	147	1,216	180	1,543
18:00 - 19:00	51	681	64	796
19:00 - 20:00	17	259	28	304
20:00 - 21:00	8	200	15	223
21:00 - 22:00	2	167	19	188
<b>Total</b>	<b>441</b>	<b>4,974</b>	<b>565</b>	<b>5,980</b>

Friday	Inbound			
	AVI	HOV	Unreconciled	Total
5:00 - 6:00	7	121	5	133
6:00 - 7:00	73	779	69	921
7:00 - 8:00	123	976	88	1,187
8:00 - 9:00	67	589	37	693
9:00 - 10:00	40	325	11	376
<b>Total</b>	<b>310</b>	<b>2,790</b>	<b>210</b>	<b>3,310</b>

Friday	Outbound			
	AVI	HOV	Unreconciled	Total
12:00 - 13:00	23	294	32	349
13:00 - 14:00	32	416	38	486
14:00 - 15:00	33	438	30	501
15:00 - 16:00	65	809	78	952
16:00 - 17:00	113	1,067	122	1,302
17:00 - 18:00	94	1,142	117	1,353
18:00 - 19:00	18	555	53	626
19:00 - 20:00	10	350	14	374
20:00 - 21:00	1	235	22	258
21:00 - 22:00	1	204	22	227
<b>Total</b>	<b>390</b>	<b>5,510</b>	<b>528</b>	<b>6,428</b>

## Week Day Totals June 12 - 18

	AVI	HOV	Unreconciled	Total
<b>Monday</b>	759	7,512	657	8,928
<b>Tuesday</b>	940	8,127	804	9,871
<b>Wednesday</b>	843	7,897	764	9,504
<b>Thursday</b>	841	8,201	805	9,847
<b>Friday</b>	711	8,645	779	10,135
<b>Total</b>	4,094	40,382	3,809	48,285

<b>Saturday</b>	49	5,807	300	6,156
<b>Sunday</b>	24	5,584	239	5,847
<b>Total</b>	73	11,391	539	12,003
<b>Grand total</b>	4,167	51,773	4,348	60,288

Maximum AM Hourly Traffic				
	AVI	HOV	Unreconciled	Total
<b>Monday</b>	142	1,034	78	1,254
<b>Tuesday</b>	164	1,058	92	1,314
<b>Wednesday</b>	207	1,080	108	1,395
<b>Thursday</b>	127	1,094	86	1,307
<b>Friday</b>	123	976	88	1,187

Maximum PM Hourly Traffic				
	AVI	HOV	Unreconciled	Total
<b>Monday</b>	120	1,176	134	1,430
<b>Tuesday</b>	211	1,200	185	1,596
<b>Wednesday</b>	115	1,136	141	1,392
<b>Thursday</b>	147	1,216	180	1,543
<b>Friday</b>	113	1,142	122	1,353

Average Weekday AM Peak Hr Traffic				
	AVI	HOV	Unreconciled	Total
<b>Monday</b>	119	802	53	973
<b>Tuesday</b>	116	830	57	1,003
<b>Wednesday</b>	133	846	69	1,047
<b>Thursday</b>	113	851	65	1,029
<b>Friday</b>	62	558	42	662

Average Weekday PM Peak Hr Traffic				
	AVI	HOV	Unreconciled	Total
<b>Monday</b>	101	1,112	123	1,335
<b>Tuesday</b>	164	1,116	159	1,439
<b>Wednesday</b>	108	1,071	131	1,310
<b>Thursday</b>	133	1,143	157	1,433
<b>Friday</b>	104	1,105	120	1,328



For the Week of June 19 thru 25

**Rush Hour Data**

Monday	Inbound			
	AVI	HOV	Unreconciled	Total
5:00 - 6:00	10	131	10	151
6:00 - 7:00	123	811	52	986
7:00 - 8:00	136	996	78	1,210
8:00 - 9:00	96	585	33	714
9:00 - 10:00	23	248	15	286
<b>Total</b>	<b>388</b>	<b>2,771</b>	<b>188</b>	<b>3,347</b>

Monday	Outbound			
	AVI	HOV	Unreconciled	Total
12:00 - 13:00	12	182	18	212
13:00 - 14:00	14	208	15	237
14:00 - 15:00	26	295	23	344
15:00 - 16:00	49	561	43	653
16:00 - 17:00	119	997	112	1,228
17:00 - 18:00	190	1,196	133	1,519
18:00 - 19:00	32	462	47	541
19:00 - 20:00	11	225	28	264
20:00 - 21:00	3	158	13	174
21:00 - 22:00	5	193	13	211
<b>Total</b>	<b>461</b>	<b>4,477</b>	<b>445</b>	<b>5,383</b>

Tuesday	Inbound			
	AVI	HOV	Unreconciled	Total
5:00 - 6:00	17	170	5	192
6:00 - 7:00	129	843	45	1,017
7:00 - 8:00	185	1,039	58	1,282
8:00 - 9:00	114	645	22	781
9:00 - 10:00	25	237	9	271
<b>Total</b>	<b>470</b>	<b>2,934</b>	<b>139</b>	<b>3,543</b>

Tuesday	Outbound			
	AVI	HOV	Unreconciled	Total
12:00 - 13:00	16	203	16	235
13:00 - 14:00	20	232	19	271
14:00 - 15:00	28	342	28	398
15:00 - 16:00	51	653	57	761
16:00 - 17:00	115	1,028	88	1,231
17:00 - 18:00	136	1,116	136	1,388
18:00 - 19:00	56	617	61	734
19:00 - 20:00	13	251	17	281
20:00 - 21:00	4	206	10	220
21:00 - 22:00	3	242	21	266
<b>Total</b>	<b>442</b>	<b>4,890</b>	<b>453</b>	<b>5,785</b>

Wednesday	Inbound			
	AVI	HOV	Unreconciled	Total
5:00 - 6:00	0	0	0	0
6:00 - 7:00	0	0	0	0
7:00 - 8:00	0	6	1	7
8:00 - 9:00	105	562	16	683
9:00 - 10:00	4	57	1	62
<b>Total</b>	<b>109</b>	<b>625</b>	<b>18</b>	<b>752</b>

Wednesday	Outbound			
	AVI	HOV	Unreconciled	Total
12:00 - 13:00	31	292	25	348
13:00 - 14:00	16	238	18	272
14:00 - 15:00	31	331	35	397
15:00 - 16:00	68	611	45	724
16:00 - 17:00	149	1,041	107	1,297
17:00 - 18:00	212	1,219	127	1,558
18:00 - 19:00	132	706	99	937
19:00 - 20:00	17	289	20	326
20:00 - 21:00	8	203	17	228
21:00 - 22:00	7	237	20	264
<b>Total</b>	<b>671</b>	<b>5,167</b>	<b>513</b>	<b>6,351</b>

Thursday	Inbound			
	AVI	HOV	Unreconciled	Total
5:00 - 6:00	0	136	2	138
6:00 - 7:00	90	500	13	603
7:00 - 8:00	128	688	26	842
8:00 - 9:00	90	457	15	562
9:00 - 10:00	8	228	2	238
<b>Total</b>	<b>316</b>	<b>2,009</b>	<b>58</b>	<b>2,383</b>

Thursday	Outbound			
	AVI	HOV	Unreconciled	Total
12:00 - 13:00	15	217	13	245
13:00 - 14:00	16	236	22	274
14:00 - 15:00	40	357	33	430
15:00 - 16:00	73	663	68	804
16:00 - 17:00	128	1,030	105	1,263
17:00 - 18:00	193	1,223	125	1,541
18:00 - 19:00	64	548	41	653
19:00 - 20:00	11	258	23	292
20:00 - 21:00	8	174	12	194
21:00 - 22:00	4	168	14	186
<b>Total</b>	<b>552</b>	<b>4,874</b>	<b>456</b>	<b>5,882</b>

Friday	Inbound			
	AVI	HOV	Unreconciled	Total
5:00 - 6:00	20	139	8	167
6:00 - 7:00	69	503	17	589
7:00 - 8:00	35	174	6	215
8:00 - 9:00	101	534	16	651
9:00 - 10:00	29	249	6	284
<b>Total</b>	<b>254</b>	<b>1,599</b>	<b>53</b>	<b>1,906</b>

Friday	Outbound			
	AVI	HOV	Unreconciled	Total
12:00 - 13:00	22	336	15	373
13:00 - 14:00	29	330	26	385
14:00 - 15:00	57	506	39	602
15:00 - 16:00	96	812	58	966
16:00 - 17:00	155	1,109	87	1,351
17:00 - 18:00	157	1,107	109	1,373
18:00 - 19:00	43	650	55	748
19:00 - 20:00	12	350	20	382
20:00 - 21:00	8	253	20	281
21:00 - 22:00	4	239	14	257
<b>Total</b>	<b>583</b>	<b>5,692</b>	<b>443</b>	<b>6,718</b>

## Week Day Totals June 19 - 25

	AVI	HOV	Unreconciled	Total
Monday	857	7,586	666	9,109
Tuesday	929	8,100	617	9,646
Wednesday	802	6,186	582	7,570
Thursday	872	7,125	542	8,539
Friday	850	8,016	553	9,419
<b>Total</b>	<b>4,310</b>	<b>37,013</b>	<b>2,960</b>	<b>44,283</b>

Saturday	129	6,505	348	6,982
Sunday	91	5,155	291	5,537
<b>Total</b>	<b>220</b>	<b>11,660</b>	<b>639</b>	<b>12,519</b>
<b>Grand total</b>	<b>4,530</b>	<b>48,673</b>	<b>3,599</b>	<b>56,802</b>

Maximum AM Hourly Traffic				
	AVI	HOV	Unreconciled	Total
Monday	136	996	78	1,210
Tuesday	185	1,039	58	1,282
Wednesday	105	562	16	683
Thursday	128	688	26	842
Friday	101	534	17	651

Maximum PM Hourly Traffic				
	AVI	HOV	Unreconciled	Total
Monday	190	1,196	133	1,519
Tuesday	136	1,116	136	1,388
Wednesday	212	1,219	127	1,558
Thursday	193	1,223	125	1,541
Friday	157	1,109	109	1,373

Average Weekday AM Peak Hr Traffic				
	AVI	HOV	Unreconciled	Total
Monday	118	797	54	970
Tuesday	143	842	42	1,027
Wednesday	35	189	6	230
Thursday	103	548	18	669
Friday	51	320	11	381

Average Weekday PM Peak Hr Traffic				
	AVI	HOV	Unreconciled	Total
Monday	155	1,097	123	1,374
Tuesday	126	1,072	112	1,310
Wednesday	181	1,130	117	1,428
Thursday	161	1,127	115	1,402
Friday	156	1,108	98	1,362

## For the Week of June 26 thru July 2

### Rush Hour Data

Monday	Inbound			
	AVI	HOV	Unreconciled	Total
5:00 - 6:00	10	126	4	140
6:00 - 7:00	194	793	34	1,021
7:00 - 8:00	197	873	32	1,102
8:00 - 9:00	35	447	8	490
9:00 - 10:00	0	0	0	0
<b>Total</b>	<b>436</b>	<b>2,239</b>	<b>78</b>	<b>2,753</b>

Monday	Outbound			
	AVI	HOV	Unreconciled	Total
12:00 - 13:00	16	184	15	215
13:00 - 14:00	18	220	20	258
14:00 - 15:00	25	277	26	328
15:00 - 16:00	72	604	56	732
16:00 - 17:00	156	979	107	1,242
17:00 - 18:00	266	1,165	168	1,599
18:00 - 19:00	131	656	92	879
19:00 - 20:00	20	248	26	294
20:00 - 21:00	10	201	14	225
21:00 - 22:00	2	141	10	153
<b>Total</b>	<b>716</b>	<b>4,675</b>	<b>534</b>	<b>5,925</b>

Tuesday	Inbound			
	AVI	HOV	Unreconciled	Total
5:00 - 6:00	31	164	8	203
6:00 - 7:00	200	853	38	1,091
7:00 - 8:00	242	1,045	40	1,327
8:00 - 9:00	96	645	13	754
9:00 - 10:00	40	269	7	316
<b>Total</b>	<b>609</b>	<b>2,976</b>	<b>106</b>	<b>3,691</b>

Tuesday	Outbound			
	AVI	HOV	Unreconciled	Total
12:00 - 13:00	24	181	6	211
13:00 - 14:00	29	239	17	285
14:00 - 15:00	31	325	27	383
15:00 - 16:00	59	662	58	779
16:00 - 17:00	195	1,089	107	1,391
17:00 - 18:00	225	1,195	130	1,550
18:00 - 19:00	97	661	62	820
19:00 - 20:00	31	240	19	290
20:00 - 21:00	0	1	0	1
21:00 - 22:00	0	0	0	0
<b>Total</b>	<b>691</b>	<b>4,593</b>	<b>426</b>	<b>5,710</b>

Wednesday	Inbound			
	AVI	HOV	Unreconciled	Total
5:00 - 6:00	20	147	4	171
6:00 - 7:00	156	830	34	1,020
7:00 - 8:00	215	1,046	44	1,305
8:00 - 9:00	147	641	17	805
9:00 - 10:00	48	290	7	345
<b>Total</b>	<b>586</b>	<b>2,954</b>	<b>106</b>	<b>3,646</b>

Wednesday	Outbound			
	AVI	HOV	Unreconciled	Total
12:00 - 13:00	22	214	15	251
13:00 - 14:00	31	243	23	297
14:00 - 15:00	48	394	30	472
15:00 - 16:00	70	680	53	803
16:00 - 17:00	163	1,052	108	1,323
17:00 - 18:00	189	1,169	114	1,472
18:00 - 19:00	53	604	53	710
19:00 - 20:00	16	259	25	300
20:00 - 21:00	11	195	12	218
21:00 - 22:00	6	188	6	200
<b>Total</b>	<b>609</b>	<b>4,998</b>	<b>439</b>	<b>6,046</b>

Thursday	Inbound			
	AVI	HOV	Unreconciled	Total
5:00 - 6:00	22	155	8	185
6:00 - 7:00	158	814	31	1,003
7:00 - 8:00	243	1,061	49	1,353
8:00 - 9:00	140	692	22	854
9:00 - 10:00	43	312	8	363
<b>Total</b>	<b>606</b>	<b>3,034</b>	<b>118</b>	<b>3,758</b>

Thursday	Outbound			
	AVI	HOV	Unreconciled	Total
12:00 - 13:00	19	204	14	237
13:00 - 14:00	37	244	20	301
14:00 - 15:00	43	400	29	472
15:00 - 16:00	77	722	43	842
16:00 - 17:00	153	1,083	99	1,335
17:00 - 18:00	235	1,264	141	1,640
18:00 - 19:00	64	549	46	659
19:00 - 20:00	19	294	19	332
20:00 - 21:00	14	242	15	271
21:00 - 22:00	8	188	21	217
<b>Total</b>	<b>669</b>	<b>5,190</b>	<b>447</b>	<b>6,306</b>

Friday	Inbound			
	AVI	HOV	Unreconciled	Total
5:00 - 6:00	17	165	5	187
6:00 - 7:00	149	737	30	916
7:00 - 8:00	172	977	41	1,190
8:00 - 9:00	99	592	19	710
9:00 - 10:00	47	292	5	344
<b>Total</b>	<b>484</b>	<b>2,763</b>	<b>100</b>	<b>3,347</b>

Friday	Outbound			
	AVI	HOV	Unreconciled	Total
12:00 - 13:00	34	260	15	309
13:00 - 14:00	64	457	38	559
14:00 - 15:00	92	648	64	804
15:00 - 16:00	135	898	77	1,110
16:00 - 17:00	155	1,123	113	1,391
17:00 - 18:00	128	1,086	89	1,303
18:00 - 19:00	29	569	47	645
19:00 - 20:00	15	299	21	335
20:00 - 21:00	9	253	17	279
21:00 - 22:00	4	225	9	238
<b>Total</b>	<b>665</b>	<b>5,818</b>	<b>490</b>	<b>6,973</b>

## Week Day Totals June 26 - July 2

	AVI	HOV	Unreconciled	Total
<b>Monday</b>	1,157	7,068	630	8,855
<b>Tuesday</b>	1,304	7,649	546	9,499
<b>Wednesday</b>	1,199	8,145	565	9,909
<b>Thursday</b>	1,289	8,506	595	10,390
<b>Friday</b>	1,163	8,915	636	10,714
<b>Total</b>	6,112	40,283	2,972	49,367

<b>Saturday</b>	114	5,923	311	6,348
<b>Sunday</b>	58	4,764	263	5,085
<b>Total</b>	172	10,687	574	11,433
<b>Grand total</b>	6,284	50,970	3,546	60,800

Maximum AM Hourly Traffic				
	AVI	HOV	Unreconciled	Total
<b>Monday</b>	197	873	34	1,102
<b>Tuesday</b>	242	1,045	40	1,327
<b>Wednesday</b>	215	1,046	44	1,305
<b>Thursday</b>	243	1,061	49	1,353
<b>Friday</b>	172	977	41	1,190
Maximum PM Hourly Traffic				
	AVI	HOV	Unreconciled	Total
<b>Monday</b>	266	1,165	168	1,599
<b>Tuesday</b>	225	1,195	130	1,550
<b>Wednesday</b>	189	1,169	114	1,472
<b>Thursday</b>	235	1,264	141	1,640
<b>Friday</b>	155	1,123	113	1,391
Average Weekday AM Peak Hr Traffic				
	AVI	HOV	Unreconciled	Total
<b>Monday</b>	142	704	25	871
<b>Tuesday</b>	179	848	30	1,057
<b>Wednesday</b>	173	839	32	1,043
<b>Thursday</b>	180	856	34	1,070
<b>Friday</b>	97	553	20	669
Average Weekday PM Peak Hr Traffic				
	AVI	HOV	Unreconciled	Total
<b>Monday</b>	211	1,072	138	1,421
<b>Tuesday</b>	210	1,142	119	1,471
<b>Wednesday</b>	176	1,111	111	1,398
<b>Thursday</b>	194	1,174	120	1,488
<b>Friday</b>	142	1,105	101	1,347

# Weekly Summaries

## June 5 to 9

	HOV	Toll	Total
Total Week Traffic	43,354	4,001	50,930
Maximum Daily Traffic	10,129	1,174	11,639
Average Weekday Traffic	8,671	800	10,186
Maximum AM Hourly Traffic	167	1,120	1,345
Maximum PM Hourly Traffic	243	1,271	1,633
Average Weekday AM Peak Hour Traffic	108	781	939
Average Weekday PM Peak Hour Traffic	111	1,078	1,323
Monthly Unreconciled Transactions		3,575	

NOTE: No counts for the weekend. Lanes were closed.

## June 12 to 18

	HOV	Toll	Total
Total Week Traffic	51,773	4,167	60,288
Maximum Daily Traffic	8,645	940	10,135
Average Weekday Traffic	8,076	819	9,657
Maximum AM Hourly Traffic	207	1,094	1,395
Maximum PM Hourly Traffic	211	1,216	1,596
Average Weekday AM Peak Hour Traffic	108	777	943
Average Weekday PM Peak Hour Traffic	122	1,109	1,369
Monthly Unreconciled Transactions		4,348	

## June 19 to 25

	HOV	Toll	Total
Total Week Traffic	48,673	4,530	56,802
Maximum Daily Traffic	8,100	929	9,646
Average Weekday Traffic	7,403	862	8,857
Maximum AM Hourly Traffic	185	1,039	1,282
Maximum PM Hourly Traffic	212	1,223	1,558
Average Weekday AM Peak Hour Traffic	90	539	655
Average Weekday PM Peak Hour Traffic	155	1,107	1,375
Monthly Unreconciled Transactions		3,599	

## June 26 to July 2

	HOV	Toll	Total
Total Week Traffic	50,970	6,284	60,800
Maximum Daily Traffic	8,915	1,304	10,714
Average Weekday Traffic	8,057	1,222	9,873
Maximum AM Hourly Traffic	243	1,061	1,353
Maximum PM Hourly Traffic	266	1,264	1,640
Average Weekday AM Peak Hour Traffic	154	760	942
Average Weekday PM Peak Hour Traffic	187	1,121	1,425
Monthly Unreconciled Transactions		3,546	