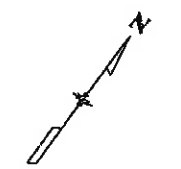


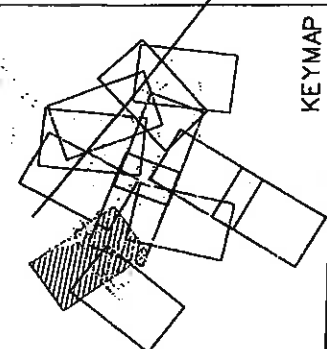
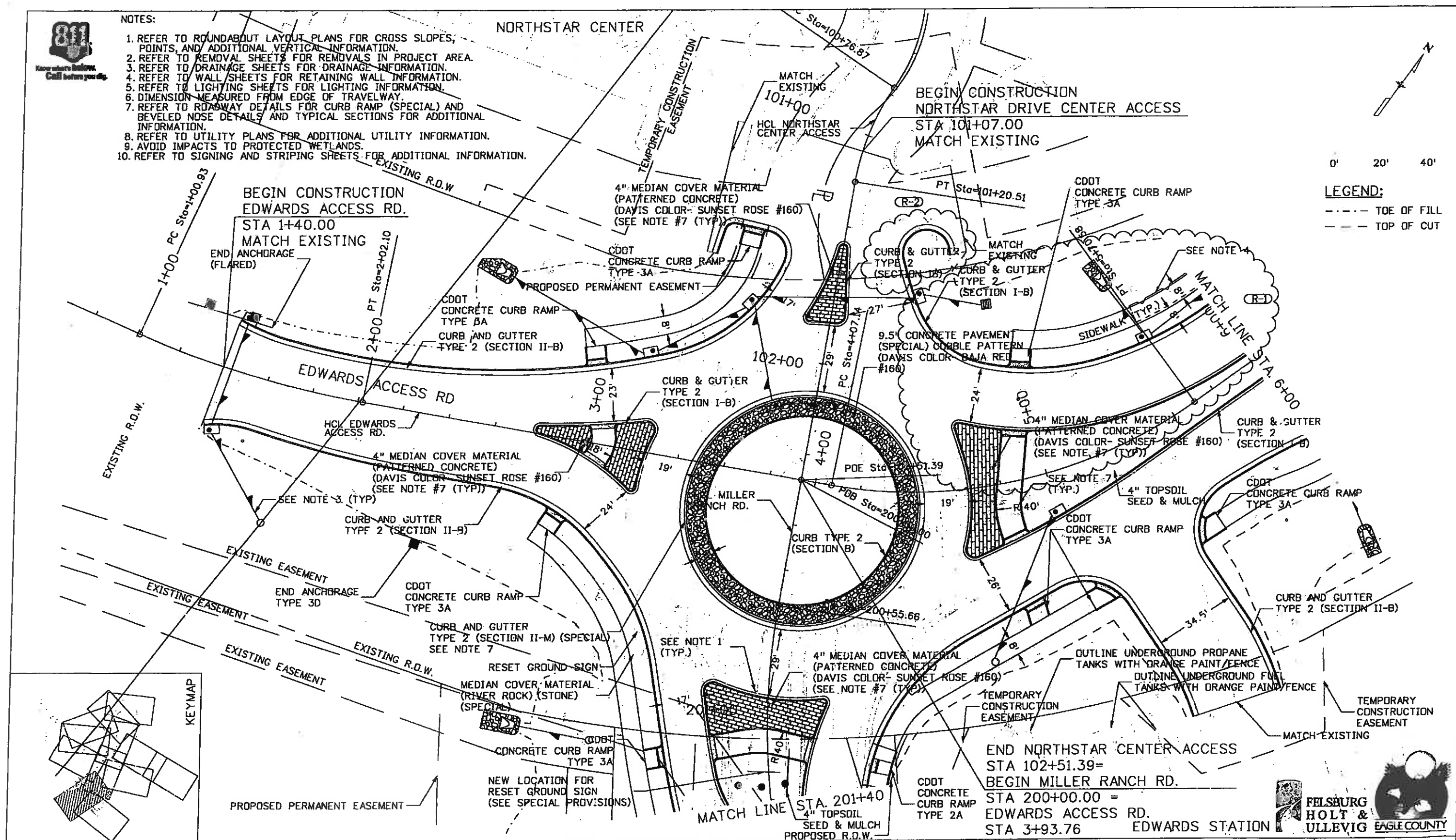


- NOTES:**
1. REFER TO ROUNDABOUT LAYOUT PLANS FOR CROSS SLOPES, POINTS, AND ADDITIONAL VERTICAL INFORMATION.
 2. REFER TO REMOVAL SHEETS FOR REMOVALS IN PROJECT AREA.
 3. REFER TO DRAINAGE SHEETS FOR DRAINAGE INFORMATION.
 4. REFER TO WALL SHEETS FOR RETAINING WALL INFORMATION.
 5. REFER TO LIGHTING SHEETS FOR LIGHTING INFORMATION.
 6. DIMENSIONS MEASURED FROM EDGE OF TRAVELWAY.
 7. REFER TO ROADWAY DETAILS FOR CURB RAMP (SPECIAL) AND BEVELED NOSE DETAILS AND TYPICAL SECTIONS FOR ADDITIONAL INFORMATION.
 8. REFER TO UTILITY PLANS FOR ADDITIONAL UTILITY INFORMATION.
 9. AVOID IMPACTS TO PROTECTED WETLANDS.
 10. REFER TO SIGNING AND STRIPING SHEETS FOR ADDITIONAL INFORMATION.




0' 20' 40'

LEGEND:
 - - - - - TOE OF FILL
 - - - - - TOP OF CUT

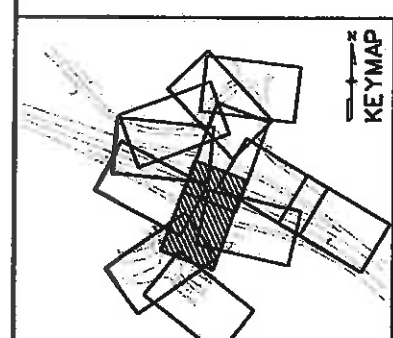
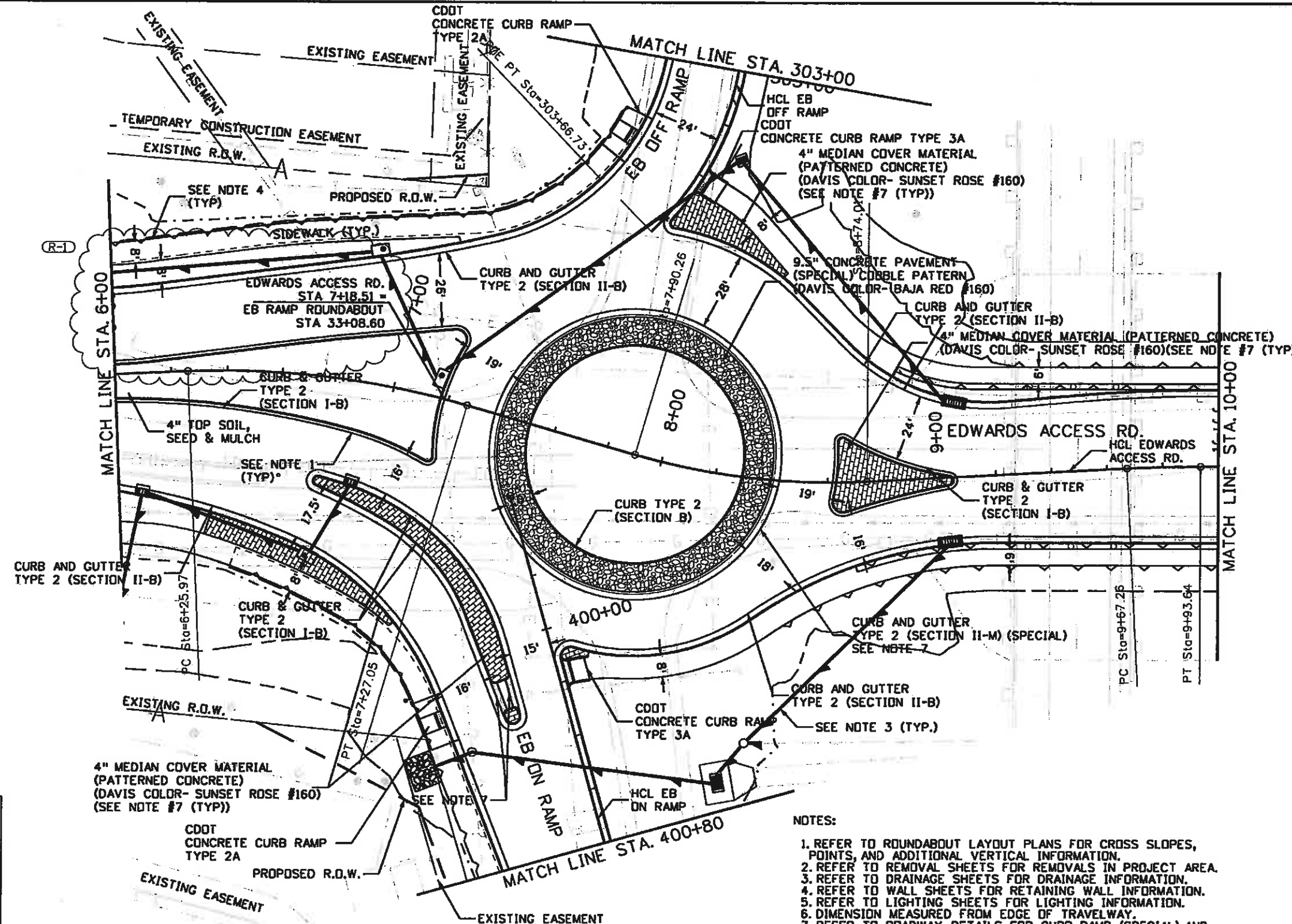


Print Date: 2/8/2011	Sheet Revisions		Colorado Department of Transportation		As Constructed	EDWARDS INTERCHANGE UPGRADE EDWARDS ACCESS RD STA 1+40 TO STA 6+00		Project No./Code
Drawing File Name: 06193PLAN01.dgn	Date:	Comments	Init	714 Grand Avenue, P.O. Box 298 Eagle, CO 81631 Phone: 970-328-6385 FAX: 970-328-2368 Region 3 MLM	No Revisions:	Designer:	Structure	ES3 0702-297
Horiz. Scale: 1:40	5/10/10	REVISED SB ENTRANCE TO MRR ROUNDABOUT	DKH		Revised: 6-6-2011	DCS	Numbers	17303
Unit Information	2/8/11	REVISED ENTRANCE TO NORTHSTAR CENTER	DKH		Void:	KMH		Sheet Number 177X
						Sheet Subset: ROADWAY	Subset Sheets: PL-01 of 12	





LEGEND:
 - - - - - TOE OF FILL
 - - - - - TOP OF CUT



- NOTES:**
1. REFER TO ROUNDABOUT LAYOUT PLANS FOR CROSS SLOPES, POINTS, AND ADDITIONAL VERTICAL INFORMATION.
 2. REFER TO REMOVAL SHEETS FOR REMOVALS IN PROJECT AREA.
 3. REFER TO DRAINAGE SHEETS FOR DRAINAGE INFORMATION.
 4. REFER TO WALL SHEETS FOR RETAINING WALL INFORMATION.
 5. REFER TO LIGHTING SHEETS FOR LIGHTING INFORMATION.
 6. DIMENSION MEASURED FROM EDGE OF TRAVELWAY.
 7. REFER TO ROADWAY DETAILS FOR CURB RAMP (SPECIAL) AND BEVELED RAMP DETAILS AND TYPICAL SECTIONS FOR ADDITIONAL INFORMATION.
 8. REFER TO UTILITY PLANS FOR ADDITIONAL UTILITY INFORMATION.
 9. AVOID IMPACTS TO PROTECTED WETLANDS.
 10. REFER TO SIGNING AND STRIPING SHEETS FOR ADDITIONAL INFORMATION.



Print Date: 5/10/2010	
Drawing File Name: 06193PLAN02.dgn	
Horiz. Scale: 1:40,000	Vert. Scale: As Noted
Unit Information	Unit Leader Initials

Sheet Revisions			
Date:	Comments	Init.	
5/10/10	REVISED SB ENTRANCE TO MRR ROUNDABOUT	DKH	

Colorado Department of Transportation
 714 Grand Avenue, P.O. Box 298
 Eagle, CO 81631
 Phone: 970-328-6385 FAX: 970-328-2368
 Region 3 MLM

As Constructed
 No Revisions:
 Revised: 6-6-2011
 Void:

EDWARDS INTERCHANGE UPGRADE EDWARDS ACCESS RD. STA 6+00 TO STA 10+00		
Designer:	DCS	Structure Numbers
Detailer:	KMH	
Sheet Subset:	ROADWAY	Subset Sheets: PL-02 of 12

Project No./Code	ES3 0702-297
	17303
Sheet Number	178X



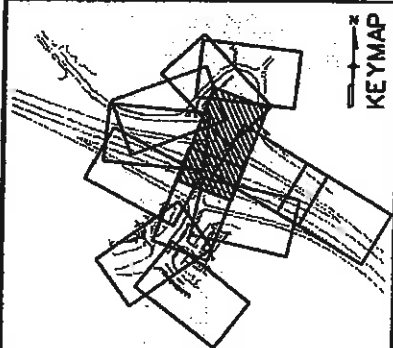
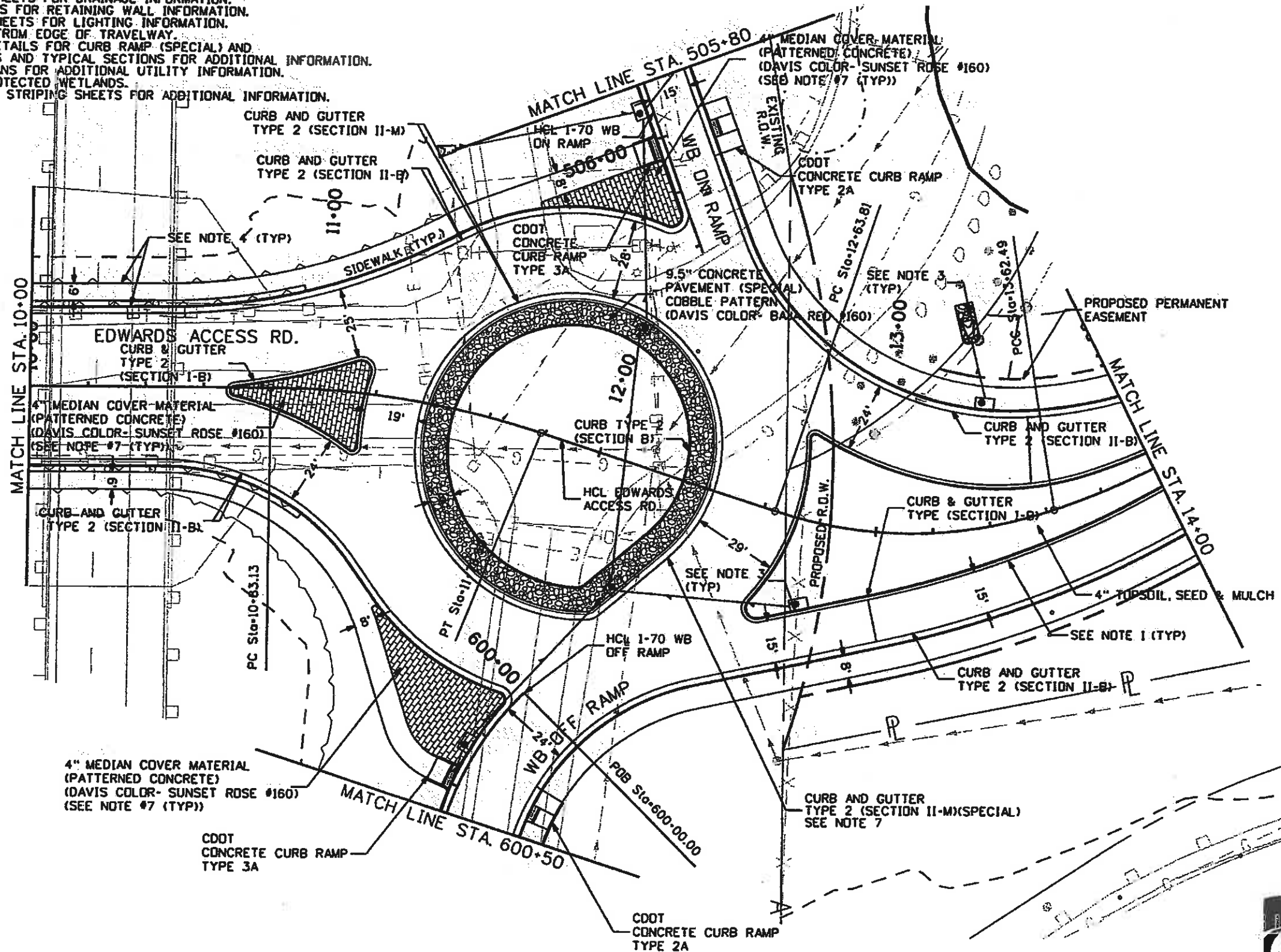
NOTES:

1. REFER TO ROUNDABOUT LAYOUT PLANS FOR CROSS SLOPES, POINTS, AND ADDITIONAL VERTICAL INFORMATION.
2. REFER TO REMOVAL SHEETS FOR REMOVALS IN PROJECT AREA.
3. REFER TO DRAINAGE SHEETS FOR DRAINAGE INFORMATION.
4. REFER TO WALL SHEETS FOR RETAINING WALL INFORMATION.
5. REFER TO LIGHTING SHEETS FOR LIGHTING INFORMATION.
6. DIMENSION MEASURED FROM EDGE OF TRAVELWAY.
7. REFER TO ROADWAY DETAILS FOR CURB RAMP (SPECIAL) AND BEVELED NOSE DETAILS AND TYPICAL SECTIONS FOR ADDITIONAL INFORMATION.
8. REFER TO UTILITY PLANS FOR ADDITIONAL UTILITY INFORMATION.
9. AVOID IMPACTS TO PROTECTED WETLANDS.
10. REFER TO SIGNING AND STRIPING SHEETS FOR ADDITIONAL INFORMATION.



LEGEND:

- - - - - TOE OF FILL
- - - - - TOP OF CUT



Print Date: 11/3/2009		Sheet Revisions		Colorado Department of Transportation		As Constructed		EDWARDS INTERCHANGE UPGRADE		Project No./Code	
Drawing File Name: 06193PLAN03.dgn		Date:		714 Grand Avenue, P.D. Box 298		No Revisions: 6-6-2011		EDWARDS ACCESS RD.		ES3 0702-297	
Horiz. Scale: 1:40 0007		Comments:		Eagle, CO 81631		Revised:		STA 10+00 TO STA 14+00		17303	
Unit Information		Init.:		Phone: 970-328-6385 FAX: 970-328-2368		Void:		Designer: DCS		179	
Unit Leader Initials				Region 3				Detailer: KMH		Sheet Number	
				MLM				Structure Numbers		Sheet Subsets: PL-03 of 12	
								Sheet Subset: ROADWAY		Subset Sheets: PL-03 of 12	





Know what's below. Call before you dig.

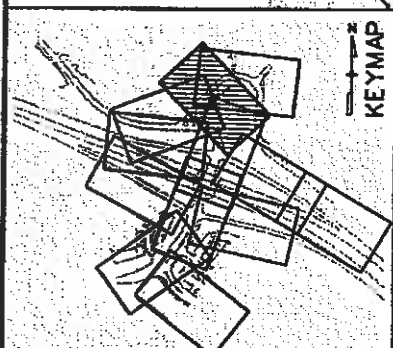
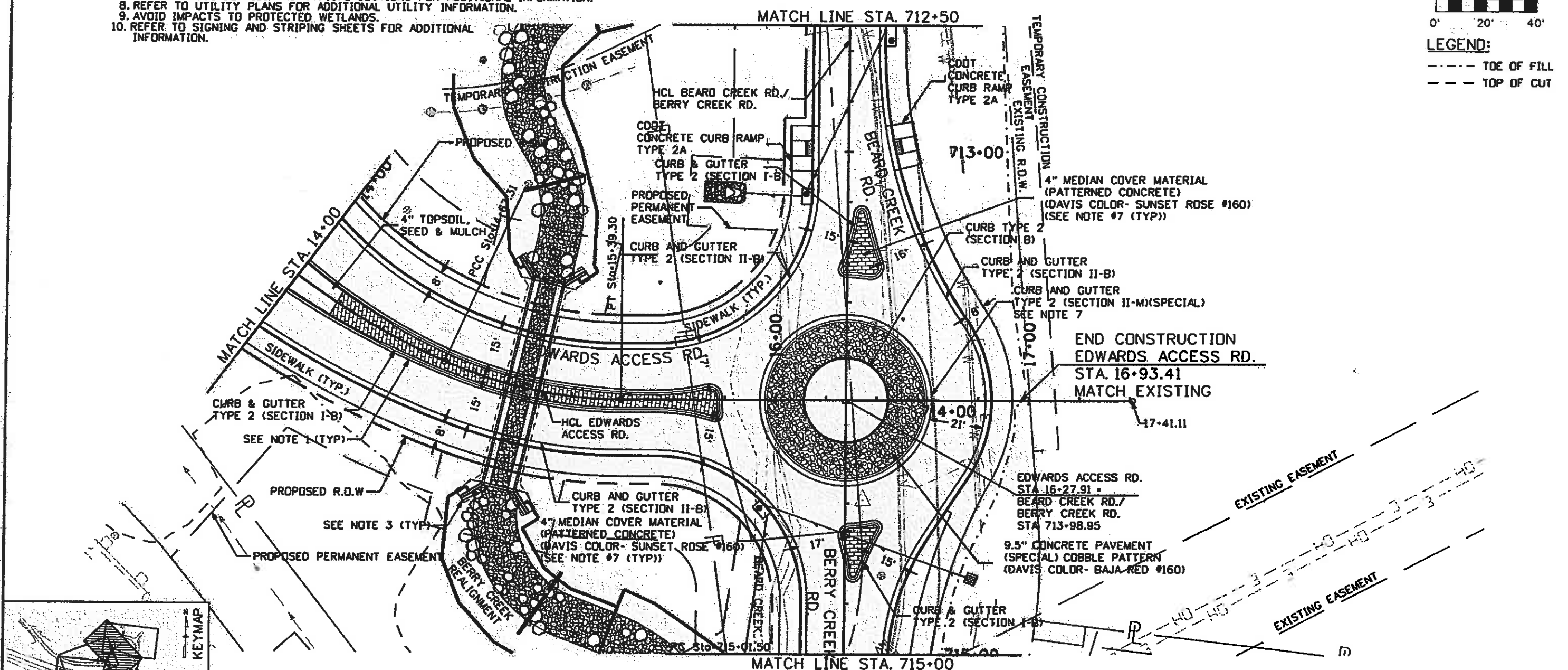
NOTES:

1. REFER TO ROUNDABOUT LAYOUT PLANS FOR CROSS SLOPES, POINTS, AND ADDITIONAL VERTICAL INFORMATION.
2. REFER TO REMOVAL SHEETS FOR REMOVALS IN PROJECT AREA.
3. REFER TO DRAINAGE SHEETS FOR DRAINAGE INFORMATION.
4. REFER TO WALL SHEETS FOR RETAINING WALL INFORMATION.
5. REFER TO LIGHTING SHEETS FOR LIGHTING INFORMATION.
6. DIMENSION MEASURED FROM EDGE OF TRAVELWAY.
7. REFER TO ROADWAY DETAILS FOR CURB RAMP (SPECIAL) AND BEVELED NOSE DETAILS AND TYPICAL SECTIONS FOR ADDITIONAL INFORMATION.
8. REFER TO UTILITY PLANS FOR ADDITIONAL UTILITY INFORMATION.
9. AVOID IMPACTS TO PROTECTED WETLANDS.
10. REFER TO SIGNING AND STRIPING SHEETS FOR ADDITIONAL INFORMATION.



0' 20' 40'

LEGEND:
--- TOE OF FILL
--- TOP OF CUT



Print Date: 11/3/2009
Drawing File Name: 06193PLAN04.dgn
Horiz. Scale: 1:40.0013
Unit Information

Sheet Revisions		
Date:	Comments	Init.

Colorado Department of Transportation

714 Grand Avenue, P.O. Box 298
Eagle, CO 81631
Phone: 970-328-6385 FAX: 970-328-2368

Region 3 MLM

As Constructed

No Revisions: 6-6-2011

Revised:

Void:

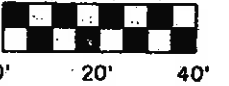
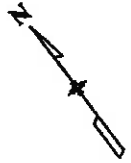
EDWARDS INTERCHANGE UPGRADE	
EDWARDS ACCESS RD./BEARD/BERRY	
STA 14+00 TO STA 16+93.41	
Designer: DCS	Structure Numbers
Detailer: KMH	
Sheet Subset: ROADWAY	Subset Sheets: PL-04 of 12

Project No./Code
ES3 0702-297
17303
Sheet Number
180



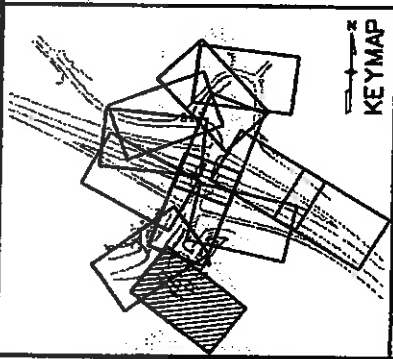
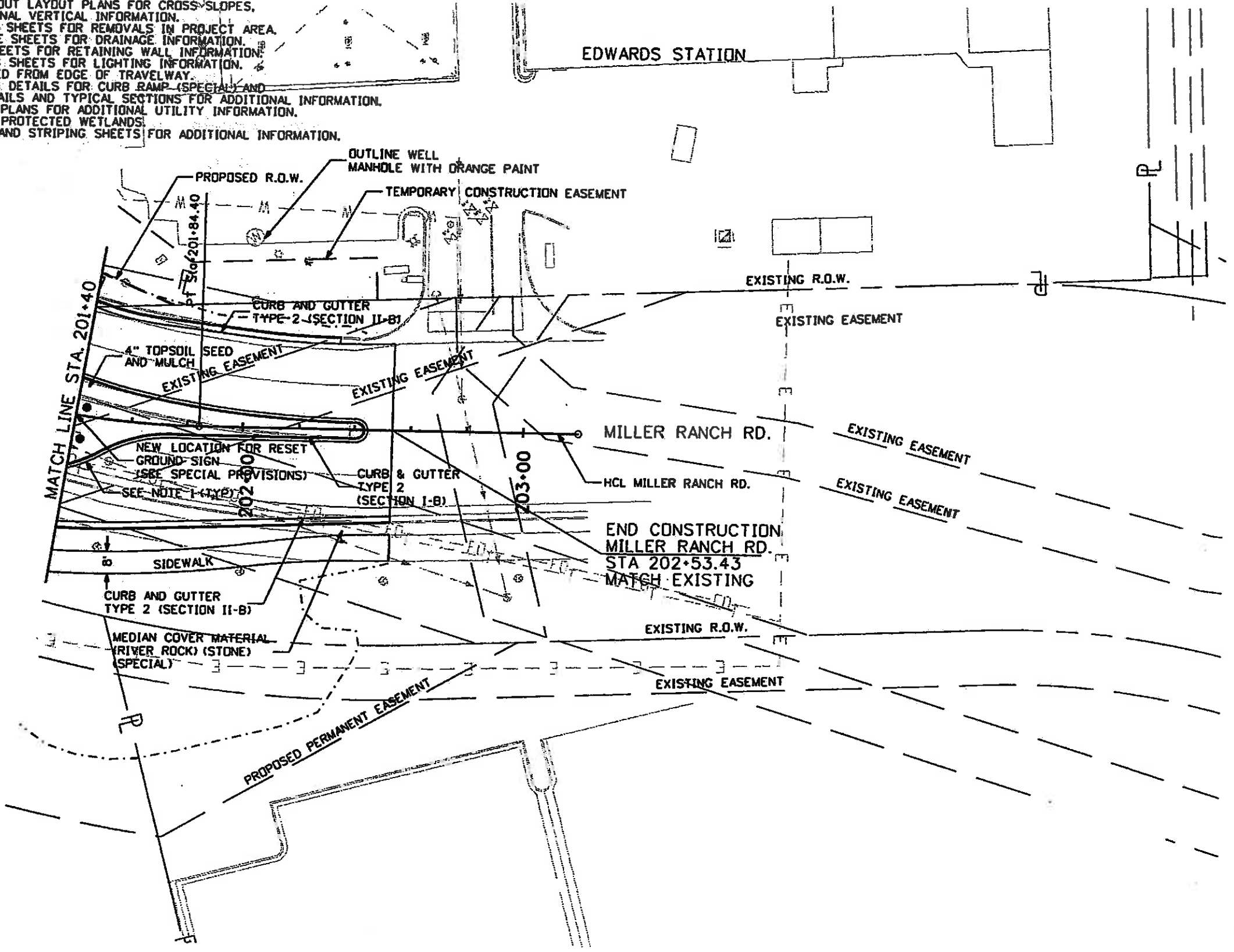
NOTES:

1. REFER TO ROUNDABOUT LAYOUT PLANS FOR CROSS-SLOPES, POINTS, AND ADDITIONAL VERTICAL INFORMATION.
2. REFER TO REMOVAL SHEETS FOR REMOVALS IN PROJECT AREA.
3. REFER TO DRAINAGE SHEETS FOR DRAINAGE INFORMATION.
4. REFER TO WALL SHEETS FOR RETAINING WALL INFORMATION.
5. REFER TO LIGHTING SHEETS FOR LIGHTING INFORMATION.
6. DIMENSION MEASURED FROM EDGE OF TRAVELWAY.
7. REFER TO ROADWAY DETAILS FOR CURB RAMP (SPECIAL) AND BEVELED NOSE DETAILS AND TYPICAL SECTIONS FOR ADDITIONAL INFORMATION.
8. REFER TO UTILITY PLANS FOR ADDITIONAL UTILITY INFORMATION.
9. AVOID IMPACTS TO PROTECTED WETLANDS.
10. REFER TO SIGNING AND STRIPING SHEETS FOR ADDITIONAL INFORMATION.



LEGEND:

- - - - - TOE OF FILL
- - - - - TOP OF CUT



Print Date: 11/3/2009	Sheet Revisions			Colorado Department of Transportation 714 Grand Avenue, P.O. Box 298 Eagle, CO 81631 Phone: 970-328-6385 FAX: 970-328-2368 Region 3	As Constructed No Revisions: 6-6-2011	EDWARDS INTERCHANGE UPGRADE MILLER RANCH RD. STA 201+40 TO 202+53.13		Project No./Code
Drawing File Name: 06193PLAN05.dgn	Date:	Comments:	Init.:			Revised:	Designer: DCS	Structure Numbers
Horiz. Scale: 1"=40.0017'	Unit Information			Region 3	Void:	Detailer: KMH	Sheet Subset: ROADWAY	17303
Unit Leader Initials	000			MLM		Subset Sheets: PL-05 of 12		Sheet Number 181

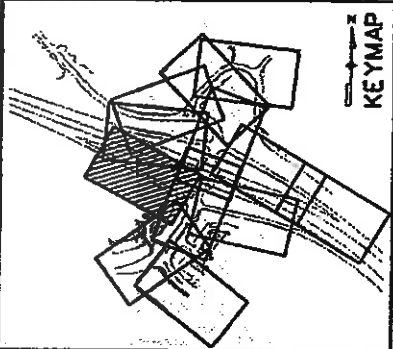
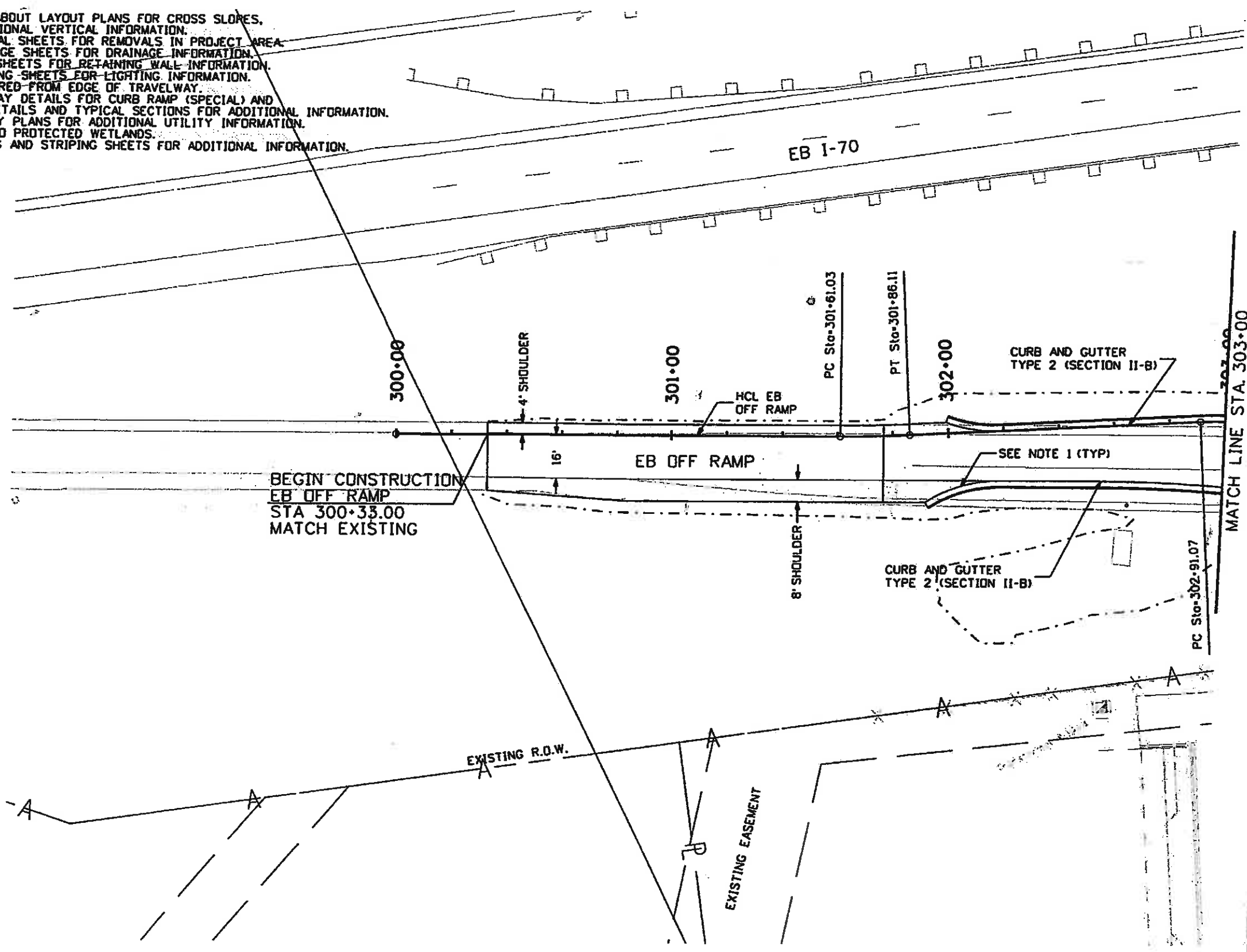


NOTES:

1. REFER TO ROUNDABOUT LAYOUT PLANS FOR CROSS SLOPES, POINTS, AND ADDITIONAL VERTICAL INFORMATION.
2. REFER TO REMOVAL SHEETS FOR REMOVALS IN PROJECT AREA.
3. REFER TO DRAINAGE SHEETS FOR DRAINAGE INFORMATION.
4. REFER TO WALL SHEETS FOR RETAINING WALL INFORMATION.
5. REFER TO LIGHTING SHEETS FOR LIGHTING INFORMATION.
6. DIMENSION MEASURED FROM EDGE OF TRAVELWAY.
7. REFER TO ROADWAY DETAILS FOR CURB RAMP (SPECIAL) AND BEVELED NOSE DETAILS AND TYPICAL SECTIONS FOR ADDITIONAL INFORMATION.
8. REFER TO UTILITY PLANS FOR ADDITIONAL UTILITY INFORMATION.
9. AVOID IMPACTS TO PROTECTED WETLANDS.
10. REFER TO SIGNING AND STRIPING SHEETS FOR ADDITIONAL INFORMATION.



LEGEND:
 - - - - - TOE OF FILL
 - - - - - TOP OF CUT




Print Date: 11/5/2009 Drawing File Name: 06193PLAN06.dgn Horiz. Scale: 1:40.0031 Unit Information	Vert. Scale: As Noted Unit Leader Initials	<table border="1" style="width: 100%; border-collapse: collapse;"> <thead> <tr> <th colspan="3">Sheet Revisions</th> </tr> <tr> <th>Date:</th> <th>Comments</th> <th>Init.</th> </tr> </thead> <tbody> <tr><td> </td><td> </td><td> </td></tr> <tr><td> </td><td> </td><td> </td></tr> <tr><td> </td><td> </td><td> </td></tr> </tbody> </table>	Sheet Revisions			Date:	Comments	Init.										Colorado Department of Transportation 714 Grand Avenue, P.O. Box 298 Eagle, CO 81631 Phone: 970-328-6385 FAX: 970-328-2368 Region 3	As Constructed No Revisions: 6-6-2011 Revised: Void:	EDWARDS INTERCHANGE UPGRADE EB OFF RAMP STA 300+33.00 TO STA 303+00 Designer: DCS Detailer: KMH Sheet Subset: ROADWAY	Project No./Code ES3 0702-297 17303 Sheet Number 182
Sheet Revisions																					
Date:	Comments	Init.																			

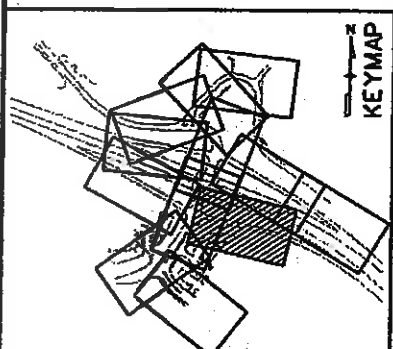
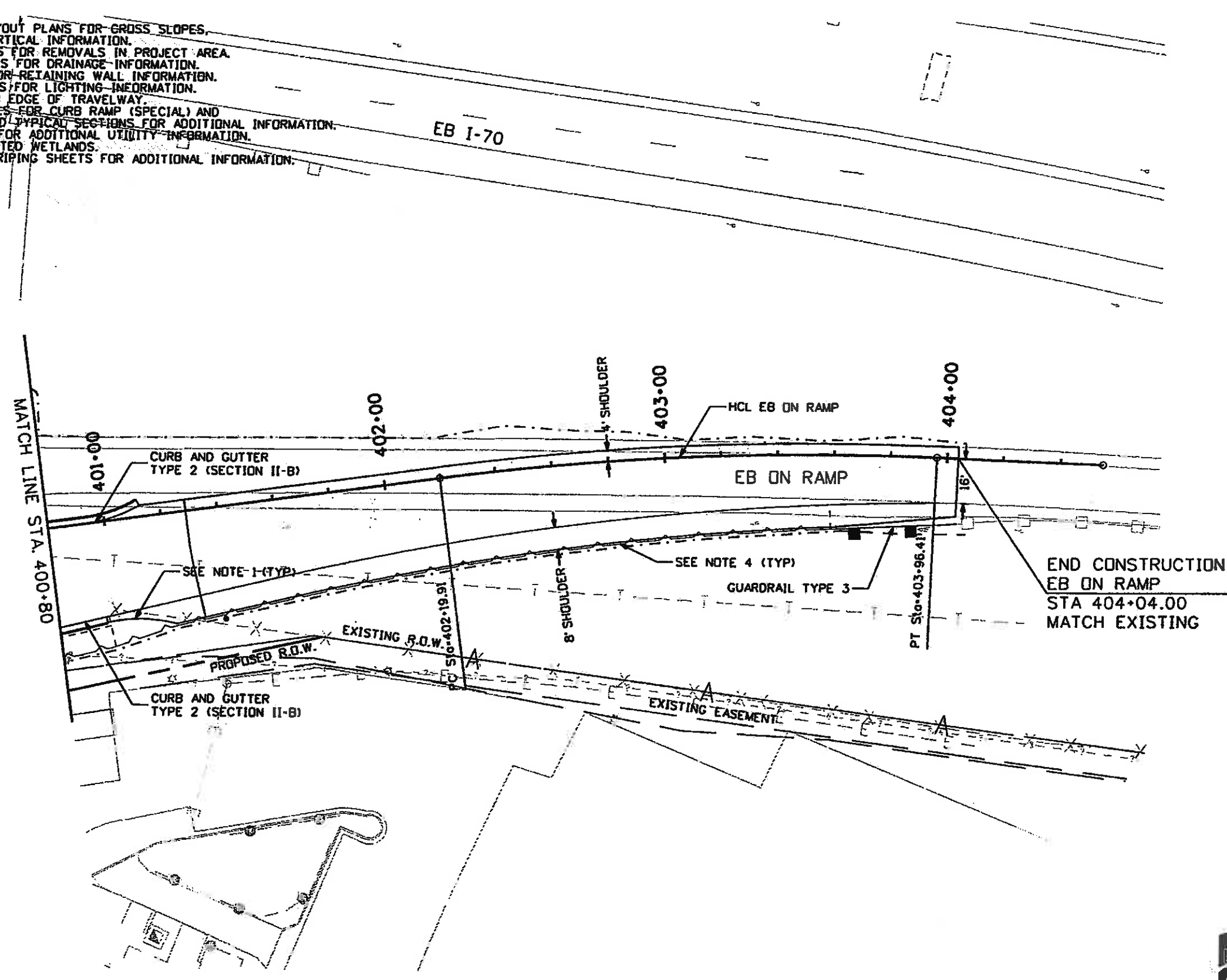


NOTES:

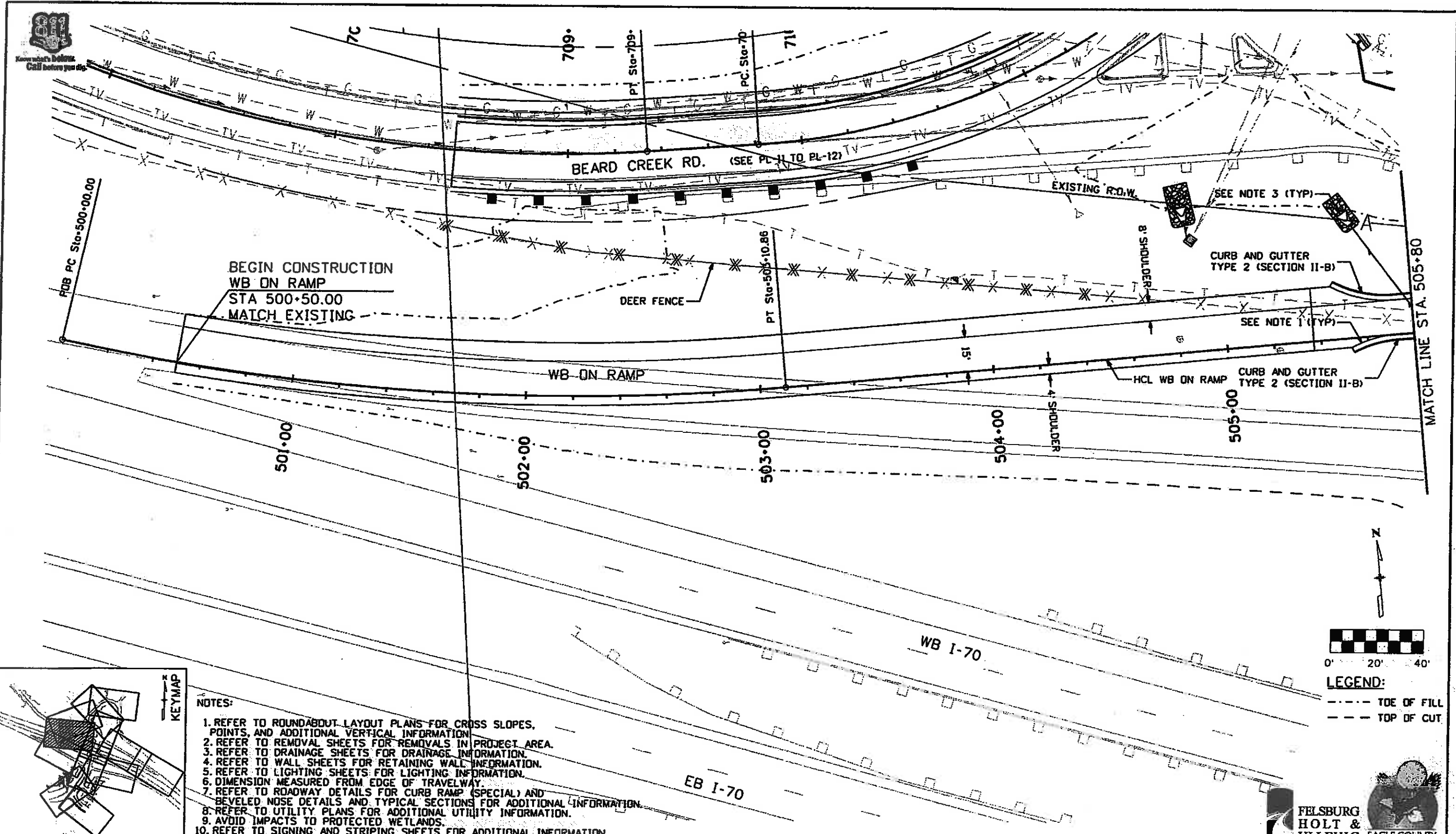
1. REFER TO ROUNDABOUT LAYOUT PLANS FOR GROSS SLOPES, POINTS, AND ADDITIONAL VERTICAL INFORMATION.
2. REFER TO REMOVAL SHEETS FOR REMOVALS IN PROJECT AREA.
3. REFER TO DRAINAGE SHEETS FOR DRAINAGE INFORMATION.
4. REFER TO WALL SHEETS FOR RETAINING WALL INFORMATION.
5. REFER TO LIGHTING SHEETS FOR LIGHTING INFORMATION.
6. DIMENSION MEASURED FROM EDGE OF TRAVELWAY.
7. REFER TO ROADWAY DETAILS FOR CURB RAMP (SPECIAL) AND BEVELED NOSE DETAILS AND TYPICAL SECTIONS FOR ADDITIONAL INFORMATION.
8. REFER TO UTILITY PLANS FOR ADDITIONAL UTILITY INFORMATION.
9. AVOID IMPACTS TO PROTECTED WETLANDS.
10. REFER TO SIGNING AND STRIPING SHEETS FOR ADDITIONAL INFORMATION.



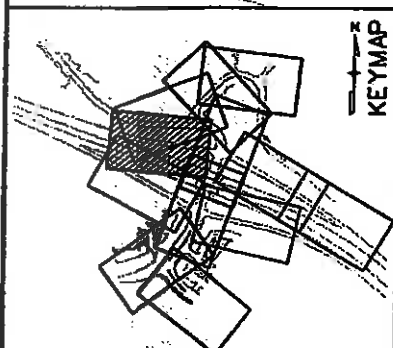
LEGEND:
 - - - - - TOE OF FILL
 - - - - - TOP OF CUT



Print Date: 11/5/2009		Sheet Revisions			Colorado Department of Transportation 714 Grand Avenue, P.O. Box 298 Eagle, CO 81631 Phone: 970-328-6385 FAX: 970-328-2368 Region 3 MLM	As Constructed		EDWARDS INTERCHANGE UPGRADE		Project No./Code		
Drawing File Name: 06193PLAN07.dgn		Date:	Comments:	Init.:		No Revisions: 6-6-2011	EB ON RAMP		STA 400+80 TO STA 404+04.00		ES3 0702-297	
Horiz. Scale: 1:40 Vert. Scale: As Noted						Revised:	Designer: DCS	Structure Numbers	17303		Sheet Number 183	
Unit Information Unit Leader Initials				Void:	Sheet Subset: ROADWAY Subset Sheets: PL-07 of 12							



- NOTES:**
1. REFER TO ROUNDABOUT LAYOUT PLANS FOR CROSS SLOPES, POINTS, AND ADDITIONAL VERTICAL INFORMATION.
 2. REFER TO REMOVAL SHEETS FOR REMOVALS IN PROJECT AREA.
 3. REFER TO DRAINAGE SHEETS FOR DRAINAGE INFORMATION.
 4. REFER TO WALL SHEETS FOR RETAINING WALL INFORMATION.
 5. REFER TO LIGHTING SHEETS FOR LIGHTING INFORMATION.
 6. DIMENSION MEASURED FROM EDGE OF TRAVELWAY.
 7. REFER TO ROADWAY DETAILS FOR CURB RAMP (SPECIAL) AND BEVELED NOSE DETAILS AND TYPICAL SECTIONS FOR ADDITIONAL INFORMATION.
 8. REFER TO UTILITY PLANS FOR ADDITIONAL UTILITY INFORMATION.
 9. AVOID IMPACTS TO PROTECTED WETLANDS.
 10. REFER TO SIGNING AND STRIPING SHEETS FOR ADDITIONAL INFORMATION.



Print Date: 11/5/2009	Vert. Scale: As Noted
Drawing File Name: 06193PLAN08.dgn	Unit Leader Initials
Horiz. Scale: 1:40	
Unit Information	

Sheet Revisions		
Date	Comments	Init.

Colorado Department of Transportation

714 Grand Avenue, P.O. Box 298
Eagle, CO 81631
Phone: 970-328-6385 FAX: 970-328-2368

Region 3 MLM

As Constructed
No Revisions: 6-6-2011
Revised:
Void:


EDWARDS INTERCHANGE UPGRADE WB ON RAMP STA 500+50.00 TO 505+80	
Designer: DCS	Structure Numbers
Detailer: KMH	
Sheet Subset: ROADWAY	Subset Sheets: PL-08 of 12

Project No./Code	ES3 0702-297
Sheet Number	17303
Sheet Number	184

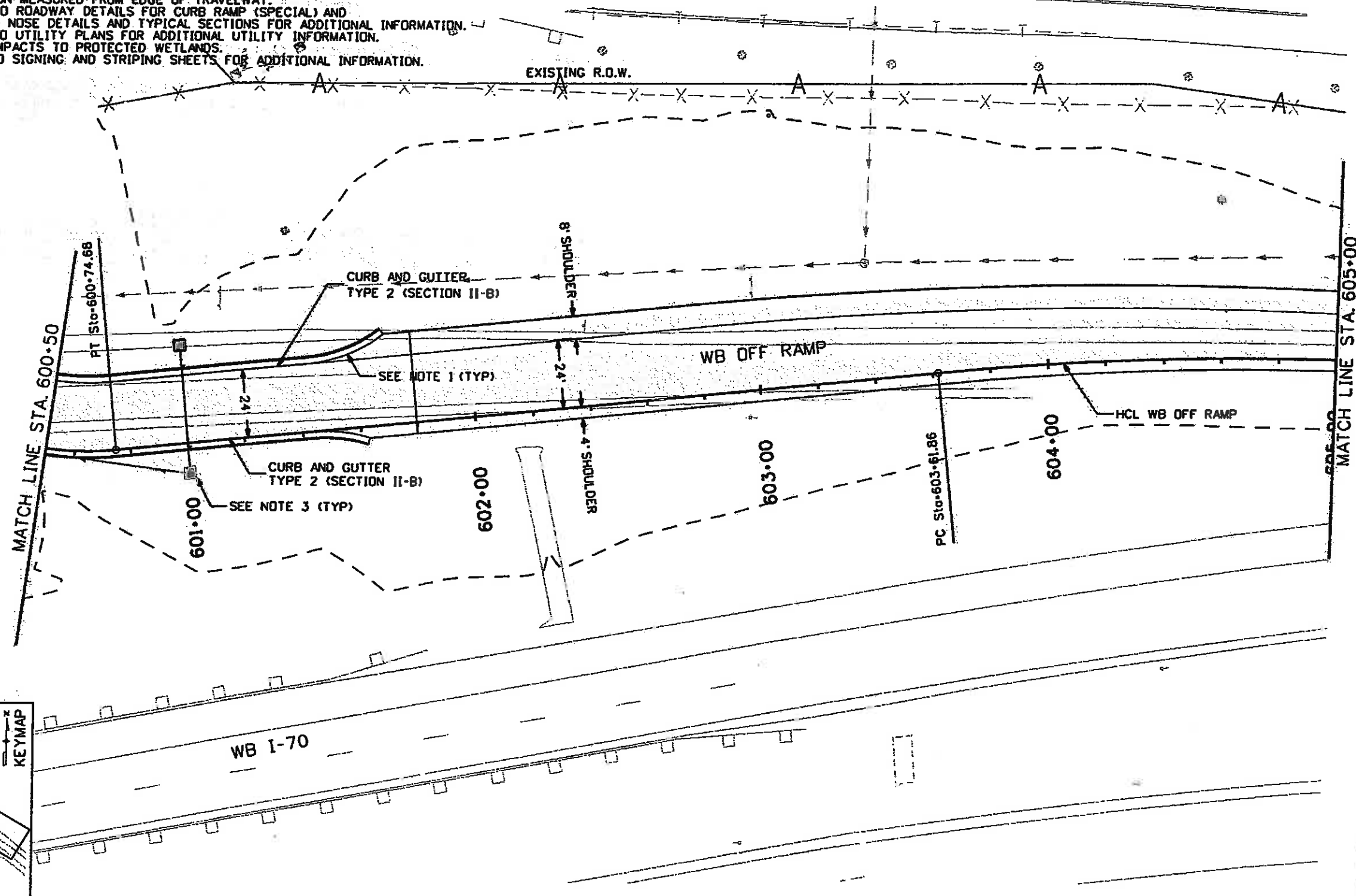


NOTES:

1. REFER TO ROUNDABOUT LAYOUT PLANS FOR CROSS SLOPES, POINTS, AND ADDITIONAL VERTICAL INFORMATION.
2. REFER TO REMOVAL SHEETS FOR REMOVALS IN PROJECT AREA.
3. REFER TO DRAINAGE SHEETS FOR DRAINAGE INFORMATION.
4. REFER TO WALL SHEETS FOR RETAINING WALL INFORMATION.
5. REFER TO LIGHTING SHEETS FOR LIGHTING INFORMATION.
6. DIMENSION MEASURED FROM EDGE OF TRAVELWAY.
7. REFER TO ROADWAY DETAILS FOR CURB RAMP (SPECIAL) AND BEVELED NOSE DETAILS AND TYPICAL SECTIONS FOR ADDITIONAL INFORMATION.
8. REFER TO UTILITY PLANS FOR ADDITIONAL UTILITY INFORMATION.
9. AVOID IMPACTS TO PROTECTED WETLANDS.
10. REFER TO SIGNING AND STRIPING SHEETS FOR ADDITIONAL INFORMATION.



LEGEND:
 - - - - - TOE OF FILL
 - - - - - TOP OF CUT



Print Date: 11/5/2009	(R-X) 0000
Drawing File Name: 06193PLAN09.dgn	
Horiz. Scale: 1:40.0034 Vert. Scale: As Noted	
Unit Information Unit Leader Initials	

Sheet Revisions		
Date:	Comments	Init.

Colorado Department of Transportation
 714 Grand Avenue, P.O. Box 298
 Eagle, CO 81631
 Phone: 970-328-6385 FAX: 970-328-2368
 Region 3 MLM

As Constructed
 No Revisions: 6-6-2011
 Revised:
 Void:

EDWARDS INTERCHANGE UPGRADE
 WB OFF RAMP
 STA 600+50 TO STA 605+00

Designer: DCS	Structure Numbers
Detailer: KMH	
Sheet Subset: ROADWAY	Subset Sheets: PL-09 of 12

Project No./Code
 ES3 0702-297
 17303
 Sheet Number **185**





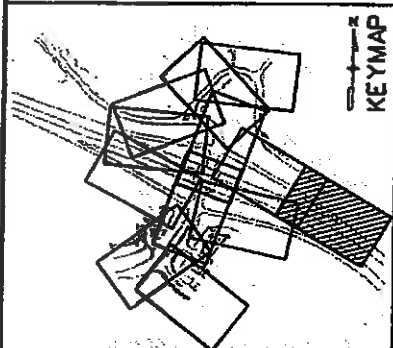
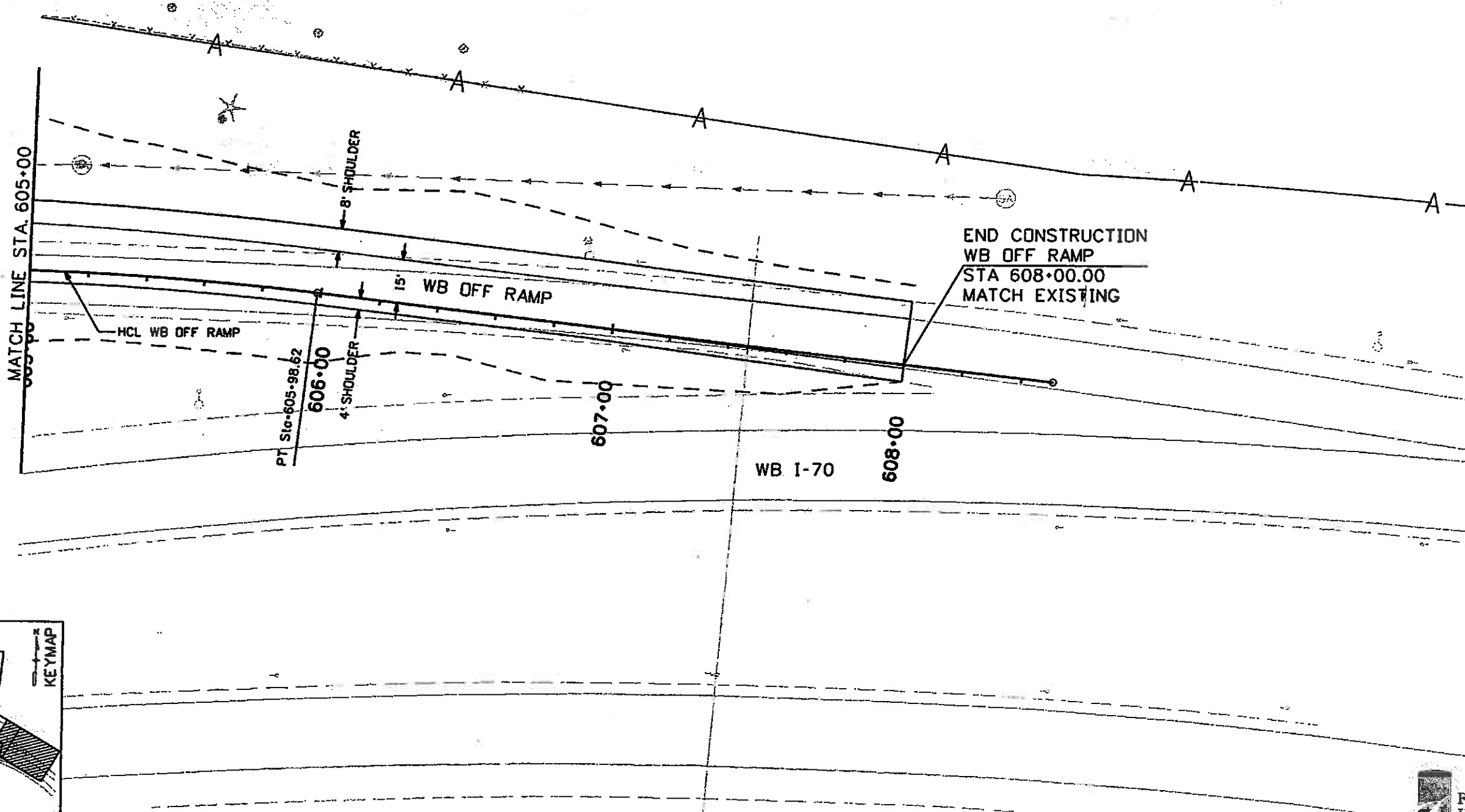
NOTES:

1. REFER TO ROUNDABOUT LAYOUT PLANS FOR CROSS SLOPES, POINTS, AND ADDITIONAL VERTICAL INFORMATION.
2. REFER TO REMOVAL SHEETS FOR REMOVALS IN PROJECT AREA.
3. REFER TO DRAINAGE SHEETS FOR DRAINAGE INFORMATION.
4. REFER TO WALL SHEETS FOR RETAINING WALL INFORMATION.
5. REFER TO LIGHTING SHEETS FOR LIGHTING INFORMATION.
6. DIMENSION MEASURED FROM EDGE OF TRAVELWAY.
7. REFER TO ROADWAY DETAILS FOR CURB RAMP (SPECIAL) AND BEVELED NOSE DETAILS AND TYPICAL SECTIONS FOR ADDITIONAL INFORMATION.
8. REFER TO UTILITY PLANS FOR ADDITIONAL UTILITY INFORMATION.
9. AVOID IMPACTS TO PROTECTED WETLANDS.
10. REFER TO SIGNING AND STRIPING SHEETS FOR ADDITIONAL INFORMATION.



LEGEND:

- - - - TOE OF FILL
- - - - TOP OF CUT

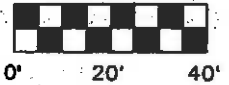


Print Date: 11/5/2009		Sheet Revisions		Colorado Department of Transportation		As Constructed		EDWARDS INTERCHANGE UPGRADE		Project No./Code		
Drawing File Name: 06193PLAN10.dgn		Date:	Comments	Init.	714 Grand Avenue, P.O. Box 298 Eagle, CO 81631 Phone: 970-328-6385 FAX: 970-328-2368		No Revisions: 6-6-2011		WB OFF RAMP		ES3 0702-297	
Horiz. Scale: 1:40					Region 3		Revised:		STA 605+00 TO STA 608+00.00		17303	
Unit Information					MLM		Void:		Designer: DCS		Structure Numbers	
Unit Leader Initials									Detailer: KMH		Sheet Number 186	
									Sheet Subset: ROADWAY		Subset Sheets: PL-10 of 12	

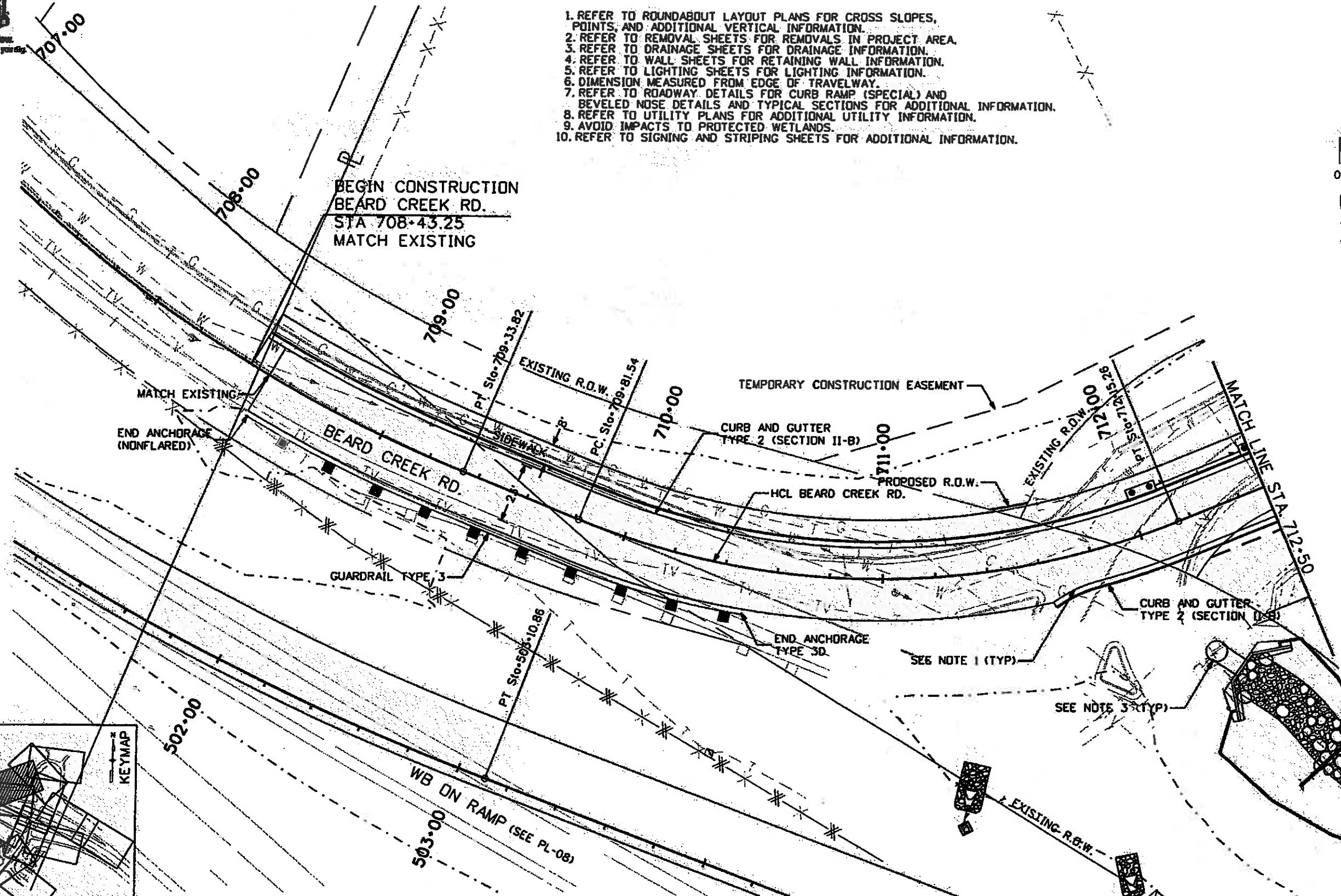


NOTES:

1. REFER TO ROUNDABOUT LAYOUT PLANS FOR CROSS SLOPES, POINTS, AND ADDITIONAL VERTICAL INFORMATION.
2. REFER TO REMOVAL SHEETS FOR REMOVALS IN PROJECT AREA.
3. REFER TO DRAINAGE SHEETS FOR DRAINAGE INFORMATION.
4. REFER TO WALL SHEETS FOR RETAINING WALL INFORMATION.
5. REFER TO LIGHTING SHEETS FOR LIGHTING INFORMATION.
6. DIMENSION MEASURED FROM EDGE OF TRAVELWAY.
7. REFER TO ROADWAY DETAILS FOR CURB RAMP (SPECIAL) AND BEVELED NOSE DETAILS AND TYPICAL SECTIONS FOR ADDITIONAL INFORMATION.
8. REFER TO UTILITY PLANS FOR ADDITIONAL UTILITY INFORMATION.
9. AVOID IMPACTS TO PROTECTED WETLANDS.
10. REFER TO SIGNING AND STRIPING SHEETS FOR ADDITIONAL INFORMATION.



LEGEND:
 - - - - - TOE OF FILL
 - - - - - TOP OF CUT



END ANCHORAGE (NONFLARED)

BEGIN CONSTRUCTION BEARD CREEK RD. STA 708+43.25 MATCH EXISTING

MATCH EXISTING

GUARDRAIL TYPE 3

CURB AND GUTTER TYPE 2 (SECTION II-B)

END ANCHORAGE TYPE 3D

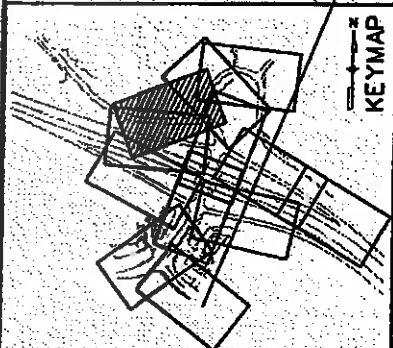
CURB AND GUTTER TYPE 2 (SECTION II-B)

SEE NOTE 1 (TYP)

SEE NOTE 3 (TYP)

EXISTING R.O.W.

MATCH LINE STA 712+50



Print Date: 11/5/2009
Drawing File Name: 06193PLAN11.dgn
Horiz. Scale: 1:40.0052
Unit Information
Vert. Scale: As Noted
Unit Leader: Initials

Sheet Revisions		
Date:	Comments	Init.

Colorado Department of Transportation
 714 Grand Avenue, P.O. Box 298
 Eagle, CO 81631
 Phone: 970-328-6385 FAX: 970-328-2368
 Region 3 MLM

As Constructed
No Revisions: 6-6-2011
Revised:
Void:

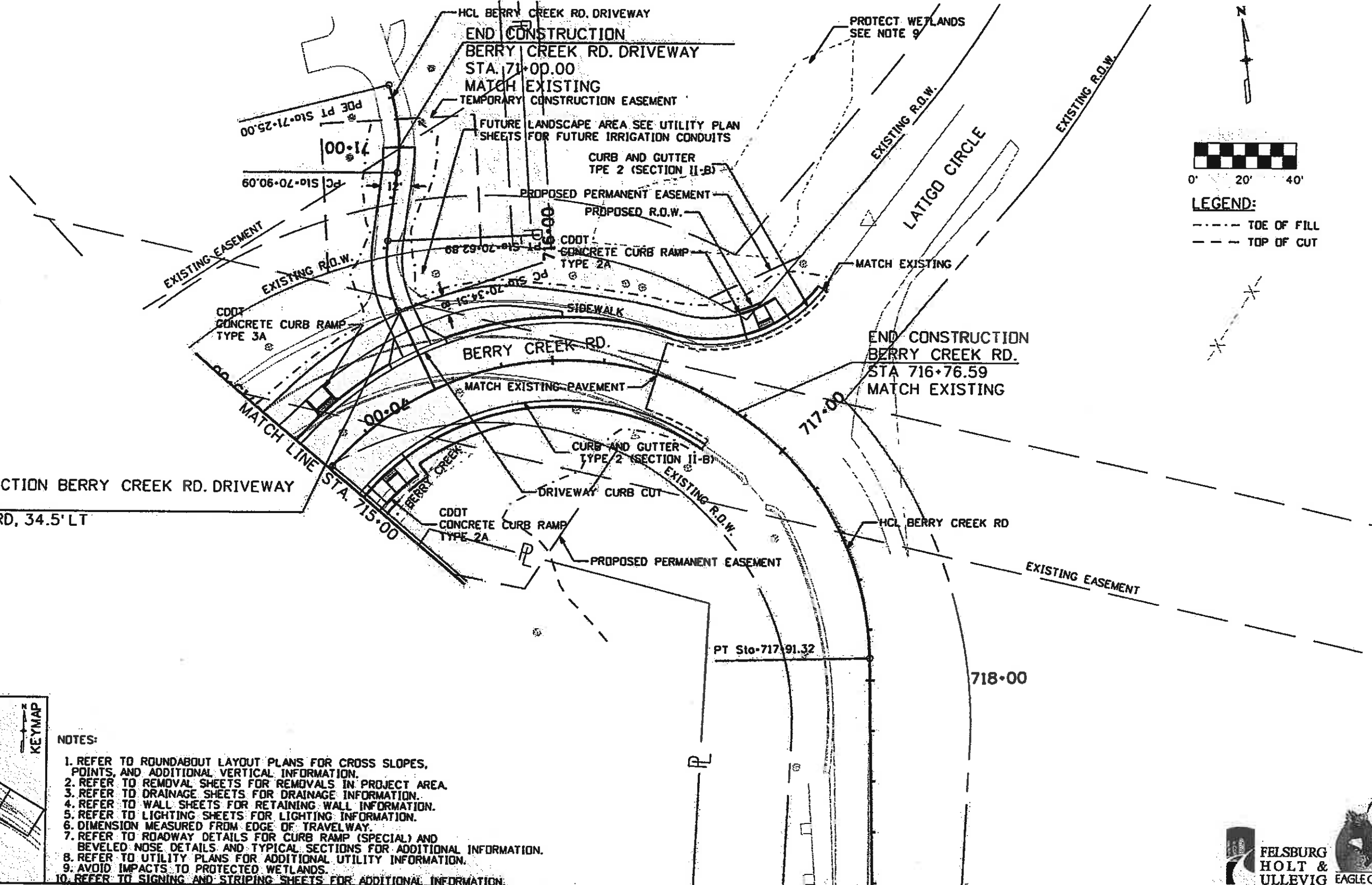
EDWARDS INTERCHANGE UPGRADE BEARD CREEK RD. STA 708+43.25 TO 712+50	
Designer: DCS	Structure Numbers
Detailer: KMH	
Sheet Subset: ROADWAY	Subset Sheets: PL-11 of 12

Project No./Code
ES3 0702-297
17303
Sheet Number 187





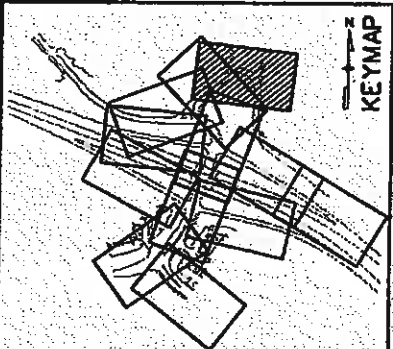
Know what's below
Call before you dig.



LEGEND:
- - - - - TOE OF FILL
- - - - - TOP OF CUT

BEGIN CONSTRUCTION BERRY CREEK RD. DRIVEWAY
STA. 70+33.50-
BERRY CREEK RD, 34.5' LT
STA. 715+51.92

END CONSTRUCTION
BERRY CREEK RD.
STA 716+76.59
MATCH EXISTING



- NOTES:**
1. REFER TO ROUNDABOUT LAYOUT PLANS FOR CROSS SLOPES, POINTS, AND ADDITIONAL VERTICAL INFORMATION.
 2. REFER TO REMOVAL SHEETS FOR REMOVALS IN PROJECT AREA.
 3. REFER TO DRAINAGE SHEETS FOR DRAINAGE INFORMATION.
 4. REFER TO WALL SHEETS FOR RETAINING WALL INFORMATION.
 5. REFER TO LIGHTING SHEETS FOR LIGHTING INFORMATION.
 6. DIMENSION MEASURED FROM EDGE OF TRAVELWAY.
 7. REFER TO ROADWAY DETAILS FOR CURB RAMP (SPECIAL) AND BEVELED NOSE DETAILS AND TYPICAL SECTIONS FOR ADDITIONAL INFORMATION.
 8. REFER TO UTILITY PLANS FOR ADDITIONAL UTILITY INFORMATION.
 9. AVOID IMPACTS TO PROTECTED WETLANDS.
 10. REFER TO SIGNING AND STRIPING SHEETS FOR ADDITIONAL INFORMATION.

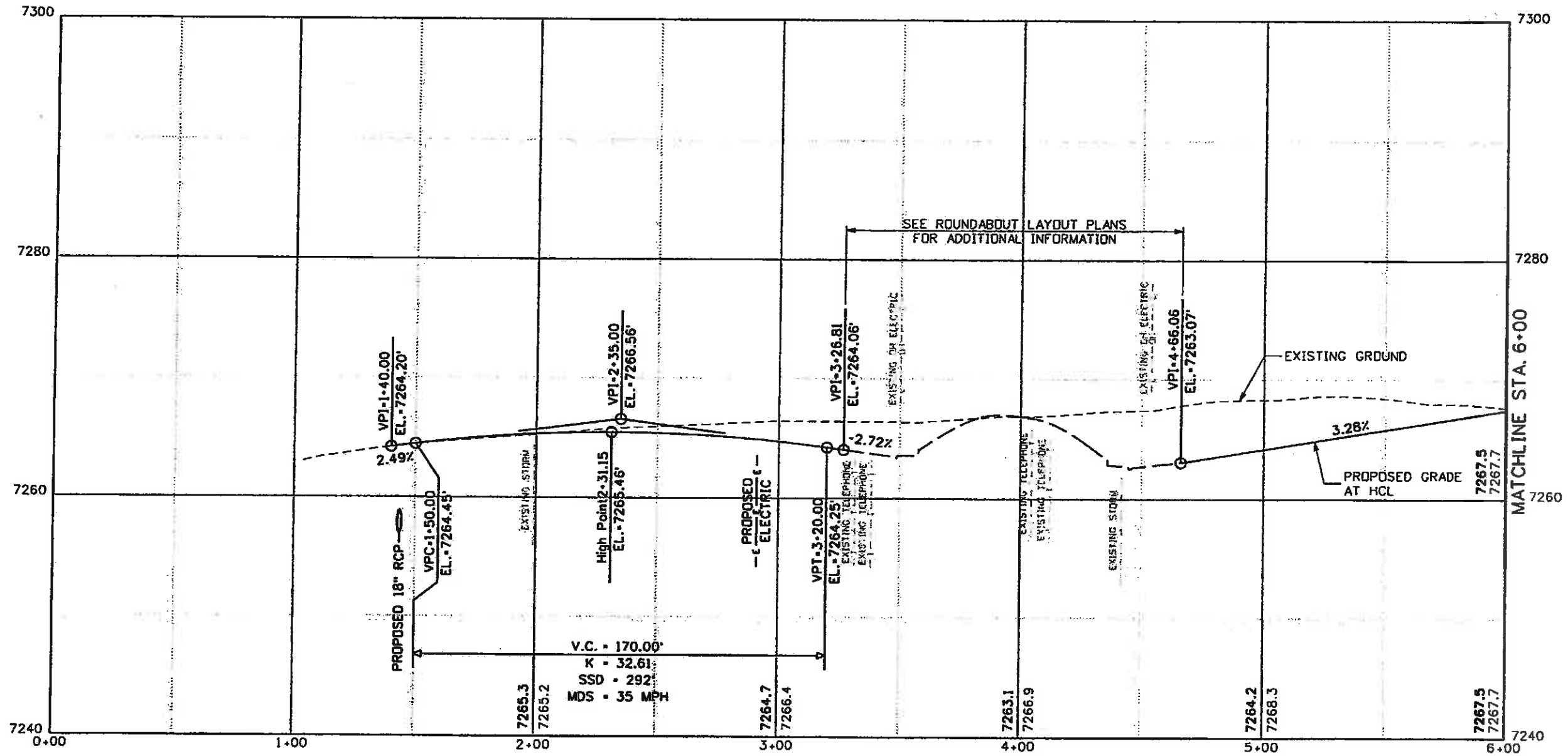


Print Date: 11/5/2009		Sheet Revisions		Colorado Department of Transportation		As Constructed		EDWARDS INTERCHANGE UPGRADE BERRY CREEK RD. STA 715+00 TO STA 716+76.59		Project No./Code	
Drawing File Name: 06193PLAN12.dgn		Date:	Comments:	Init.:	714 Grand Avenue, P.O. Box 298 Eagle, CO 81631 Phone: 970-328-6385 FAX: 970-328-2368		No Revisions: 6-6-2011		ES3 0702-297		17303
Horiz. Scale: 1:40.0011		Unit Information		Region 3		Revised:		Designer: DCS		Structure Numbers	
Vert. Scale: As Noted		Unit Leader Initials		MLM		Void:		Detailer: KMH		Subset Sheets: PL-12 of 12	
								Sheet Subset: ROADWAY		Sheet Number 188	



SEE ROUNDABOUT LAYOUT PLANS FOR PROPOSED PAVEMENT GRADES

"FOR INFORMATION ONLY"



FELSBURG
HOLT &
ULLEVIG

Print Date: 11/5/2009
 Drawing File Name: 06193PRDFILE01.dgn
 Horiz. Scale: 1:50
 Unit Information

0000
 (R-X)

Sheet Revisions		
Date:	Comments	Init.

Colorado Department of Transportation
 714 Grand Avenue, P.O. Box 298
 Eagle, CO 81631
 Phone: 970-328-6385 FAX: 970-328-2368
 Region 3 MLM

As Constructed
 No Revisions: 6-6-2011
 Revised:
 Void:

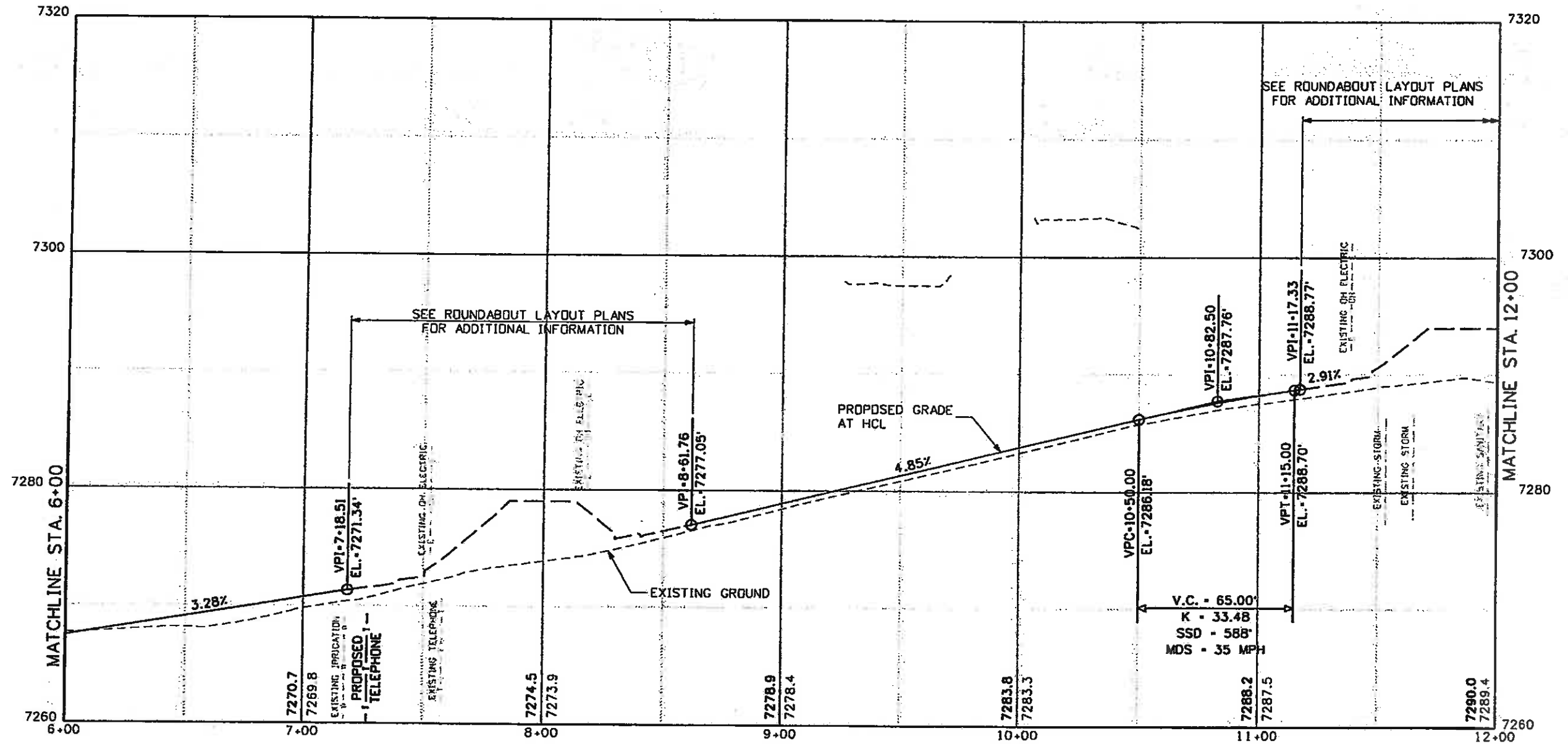
EDWARDS INTERCHANGE UPGRADE
 EDWARDS ACCESS RD
 PROFILE
 Designer: DCS
 Detailer: DCS
 Sheet Subset: PRD
 Structure Numbers
 Subset Sheets: PR-01 of 23

Project No./Code
 ES3 0702-297
 17303
 Sheet Number 189



SEE ROUNDABOUT LAYOUT PLANS FOR PROPOSED PAVEMENT GRADES


"FOR INFORMATION ONLY"



Print Date: 11/5/2009	
Drawing File Name: 06193PRDF\ILE02.dgn	
Horiz. Scale: 1"=50'	Vert. Scale: As Noted
Unit Information	Unit Leader Initials

Sheet Revisions		
Date:	Comments	Init.

Colorado Department of Transportation



714 Grand Avenue, P.D. Box 298
Eagle, CO 81631
Phone: 970-328-6385 FAX: 970-328-2368

Region 3 MLM

As Constructed
No Revisions: 6-6-2011
Revised:
Void:

EDWARDS INTERCHANGE UPGRADE EDWARDS ACCESS RD PROFILE			
Designer:	DCS	Structure	
Detailer:	DCS	Numbers	
Sheet Subset:	PR0	Subset Sheets:	PR-02 of 23

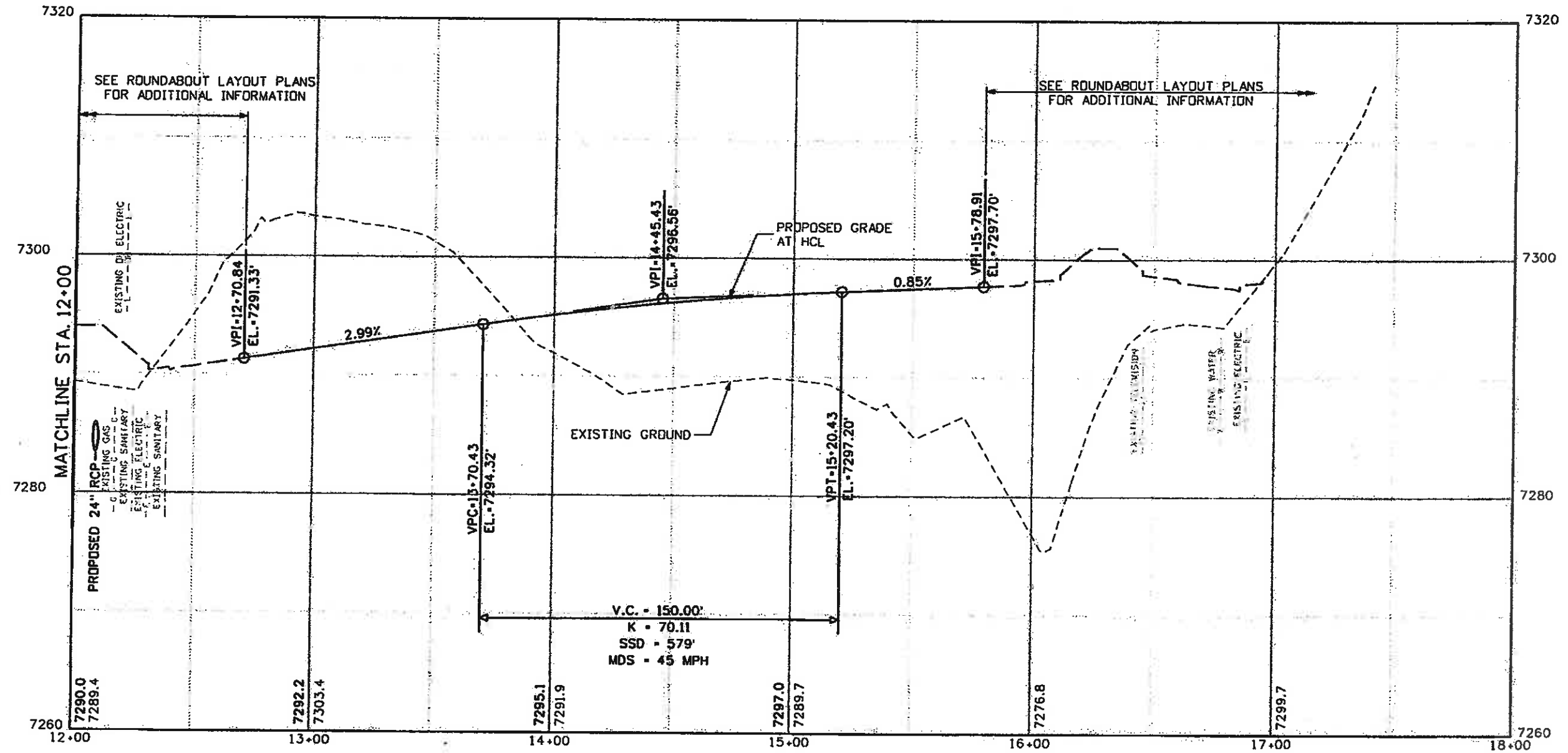
Project No./Code	ES3 0702-297
	17303
Sheet Number	190



Know what's below.
Call before you dig.

SEE ROUNDABOUT LAYOUT PLANS FOR PROPOSED PAVEMENT GRADES

"FOR INFORMATION ONLY"



FELSBURG
HOLT &
ULLEVIG

Print Date: 11/5/2009
 Drawing File Name: 06193PRDFILE03.dgn
 Horiz. Scale: 1:50
 Unit Information

Sheet Revisions		
Date:	Comments	Init.

Colorado Department of Transportation
 714 Grand Avenue, P.O. Box 298
 Eagle, CO 81631
 Phone: 970-328-6385 FAX: 970-328-2368
 Region 3 MLM

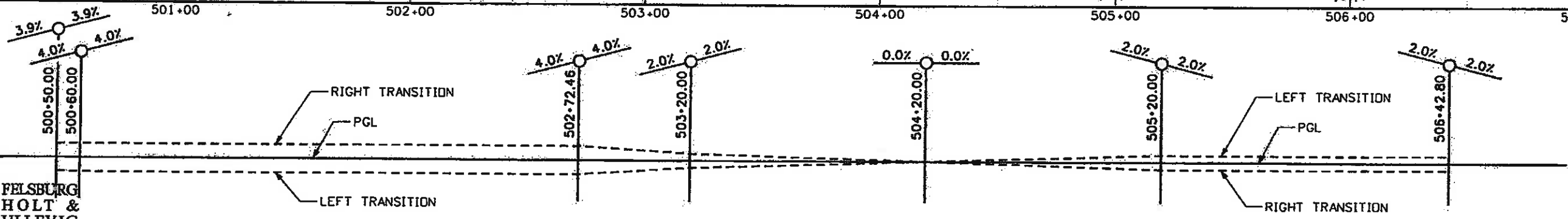
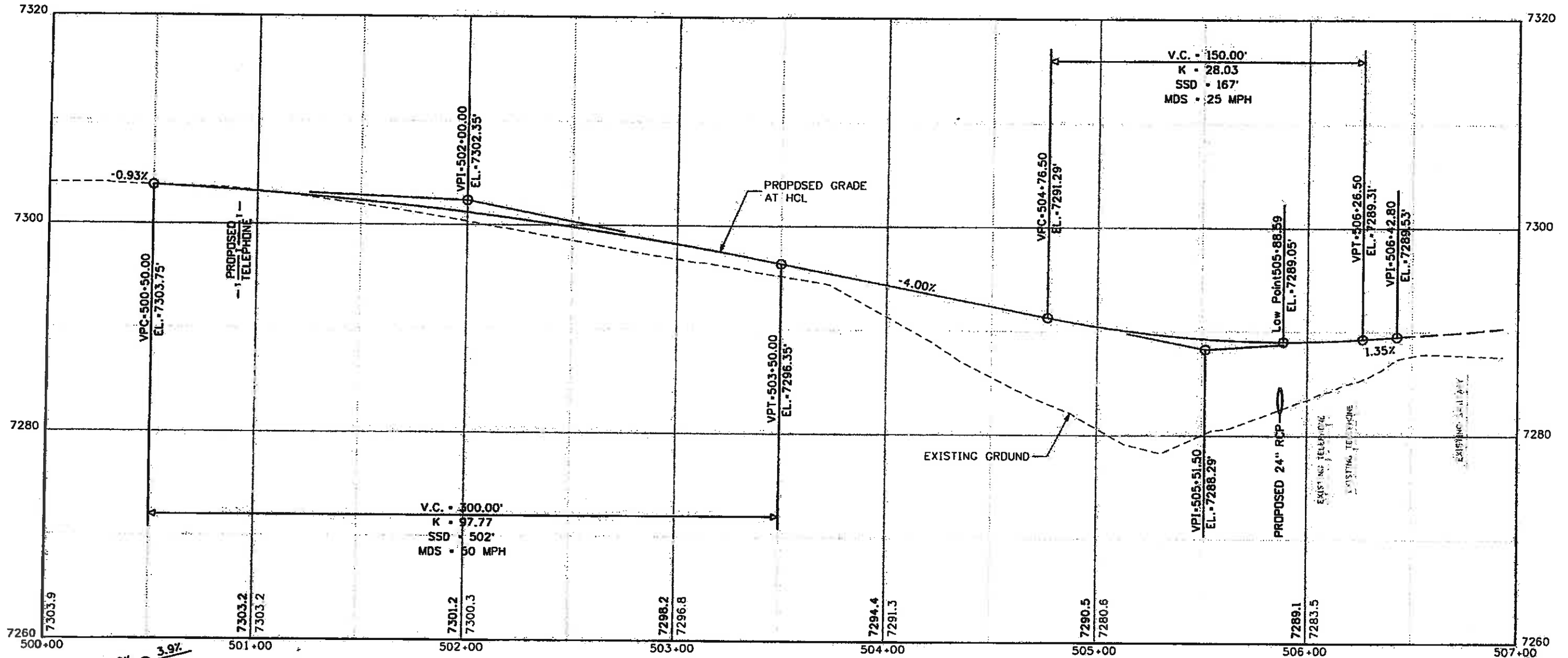
As Constructed
 No Revisions: 6-6-2011
 Revised:
 Void:

EDWARDS INTERCHANGE UPGRADE
 EDWARDS ACCESS RD
 PROFILE
 Designer: DCS
 Detailer: DCS
 Sheet Subset: PRO
 Structure Numbers
 Subset Sheets: PR-03 of 23

Project No./Code
 ES3 0702-297
 17303
 Sheet Number 191



SEE ROUNDABOUT LAYOUT PLANS FOR PROPOSED PAVEMENT GRADES



Print Date: 11/5/2009
Drawing File Name: 06193PROF FILE04.dgn
Horiz. Scale: 1=50
Unit Information
Vert. Scale: As Noted
Unit Leader Initials

Sheet Revisions		
Date:	Comments	Init.

Colorado Department of Transportation
 714 Grand Avenue, P.O. Box 298
 Eagle, CO 81631
 Phone: 970-328-6385 FAX: 970-328-2368
 Region 3 MLM

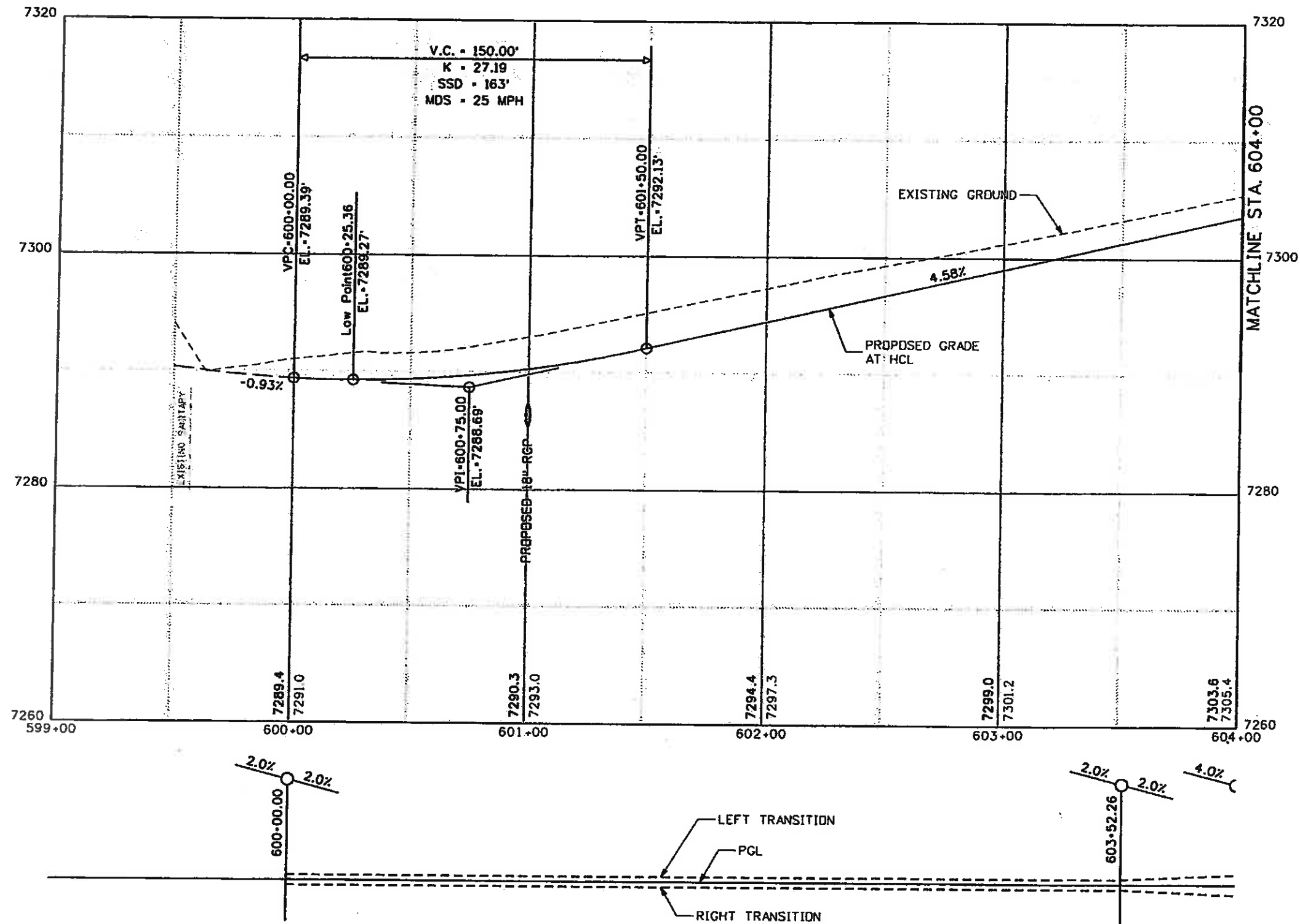
As Constructed
No Revisions: 6-6-2011
Revised:
Void:

EDWARDS INTERCHANGE UPGRADE WB ON RAMP PROFILE		
Designer:	DCS	Structure
Detailer:	DCS	Numbers
Sheet Subset:	PRD	Subset Sheets: PR-04 of 23

Project No./Code	ES3 0702-297
	17303
Sheet Number	192



SEE ROUNDABOUT LAYOUT PLANS FOR PROPOSED PAVEMENT GRADES



**FELSBURG
HOLT &
ULLEVIG**

Print Date: 11/5/2009

Drawing File Name: 06193PROFILE05.dgn

Horiz. Scale: 1:50

Vert. Scale: As Noted

Unit Information

Unit Leader Initials

(R-X)
000

Sheet Revisions

Date:	Comments	Init.

Colorado Department of Transportation



714 Grand Avenue, P.O. Box 298
Eagle, CO 81631
Phone: 970-328-6385 FAX: 970-328-2368

Region 3

MLM

As Constructed

No Revisions: 6-6-2011

Revised:

Void:

**EDWARDS INTERCHANGE UPGRADE
WB OFF RAMP
PROFILE**

Designer: DCS

Detailer: DCS

Sheet Subset: PRD

Structure Numbers

Subset Sheets: PR-05 of 23

Project No./Code

ES3 0702-297

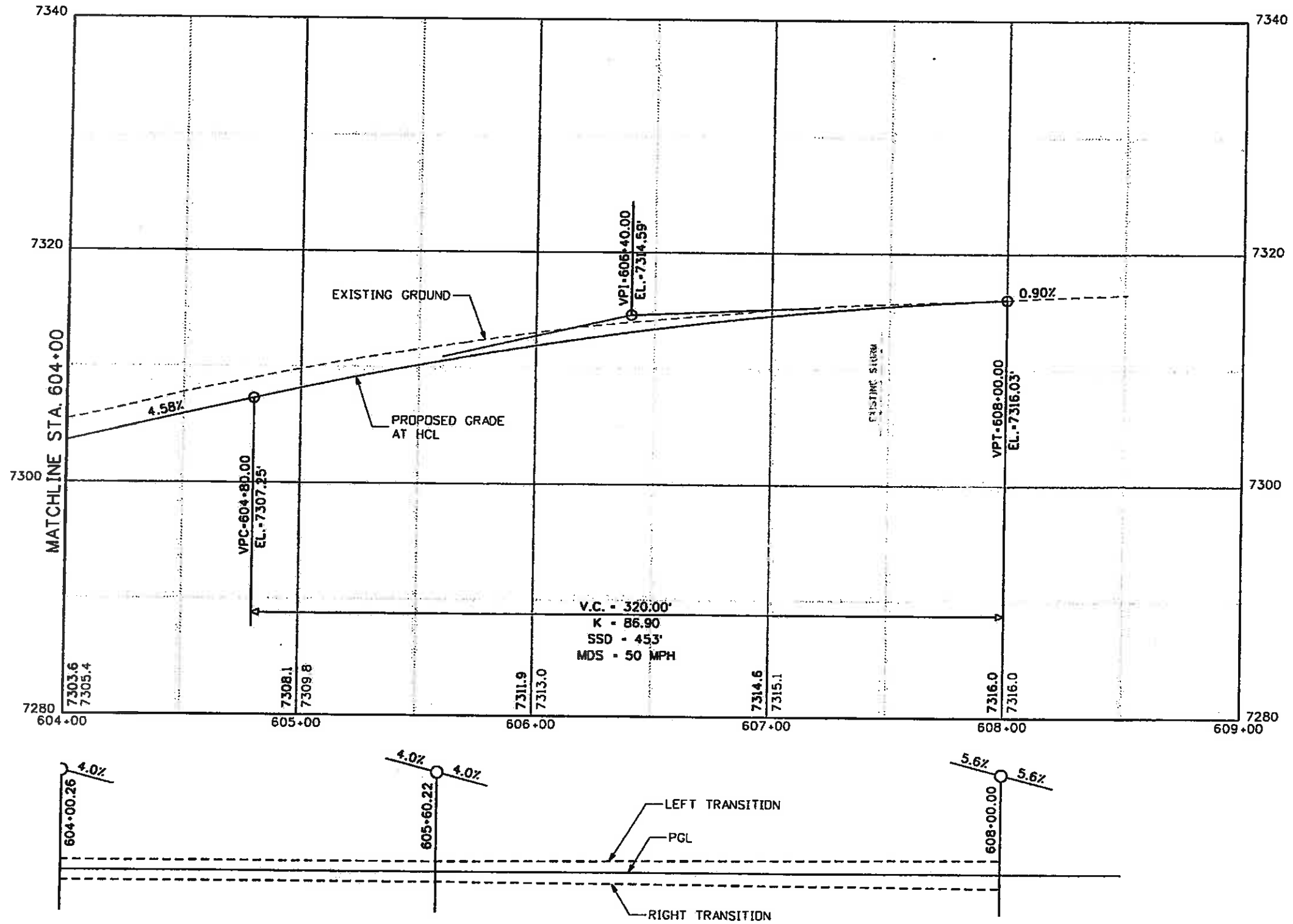
17303

Sheet Number

193



SEE ROUNDABOUT LAYOUT PLANS FOR PROPOSED PAVEMENT GRADES



Print Date: 11/5/2009

Drawing File Name: 06193PROFILE06.dgn

Horiz. Scale: 1:50

Vert. Scale: As Noted

Unit Information

Unit Leader Initials

(R-X)
000

Sheet Revisions

Date:	Comments	Init.

Colorado Department of Transportation



Region 3

714 Grand Avenue, P.D. Box 298
Eagle, CO 81631
Phone: 970-328-6385 FAX: 970-328-2368

MLM

As Constructed

No Revisions: 6-6-2011

Revised:

Void:

EDWARDS INTERCHANGE UPGRADE
WB OFF RAMP
PROFILE

Designer: DCS

Detailer: DCS

Sheet Subset: PRD

Structure Numbers

Subset Sheets: PR-06 of 23

Project No./Code

ES3 0702-297

17303

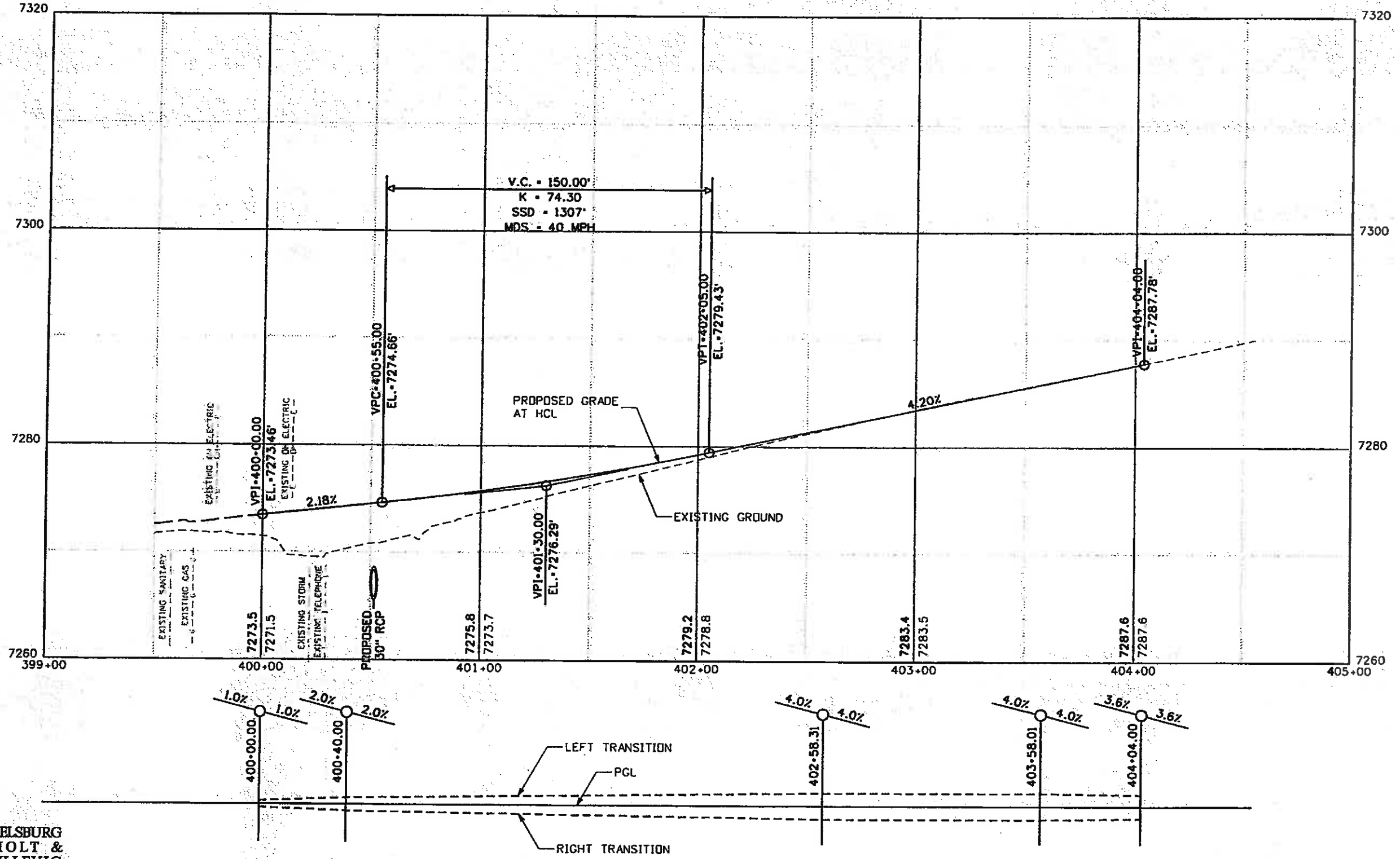
Sheet Number

194



Know what's below.
Call before you dig.

SEE ROUNDABOUT LAYOUT PLANS FOR PROPOSED PAVEMENT GRADES



FELSBURG
HOLT &
ULLEVIG

Print Date: 11/5/2009	
Drawing File Name: 06193PROFILE07.dgn	
Horiz. Scale: 1:50	Vert. Scale: As Noted
Unit Information	Unit Leader: Initials

Sheet Revisions		
Date:	Comments	Init.

Colorado Department of Transportation
 714 Grand Avenue, P.O. Box 298
 Eagle, CO 81631
 Phone: 970-328-6385 FAX: 970-328-2368
 Region 3 MLM

As Constructed
 No Revisions: 6-6-2011
 Revised:
 Void:

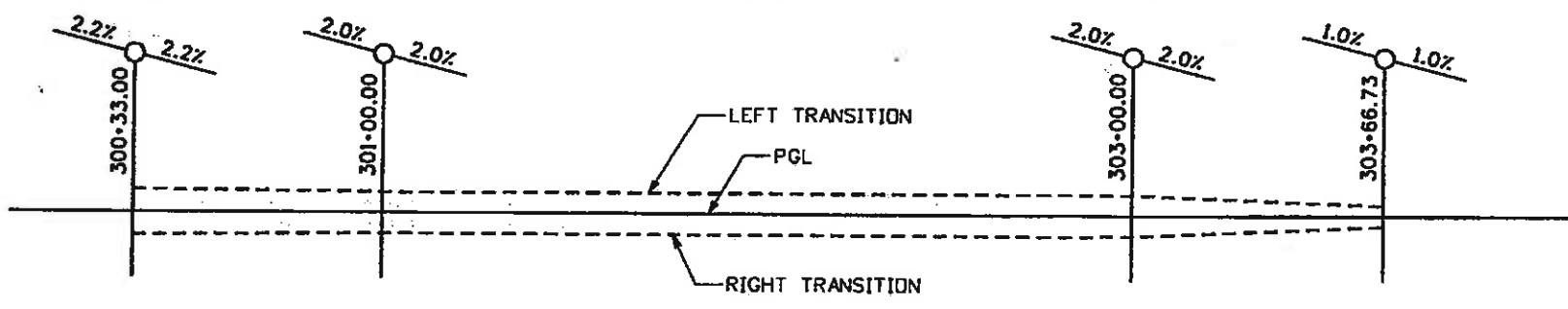
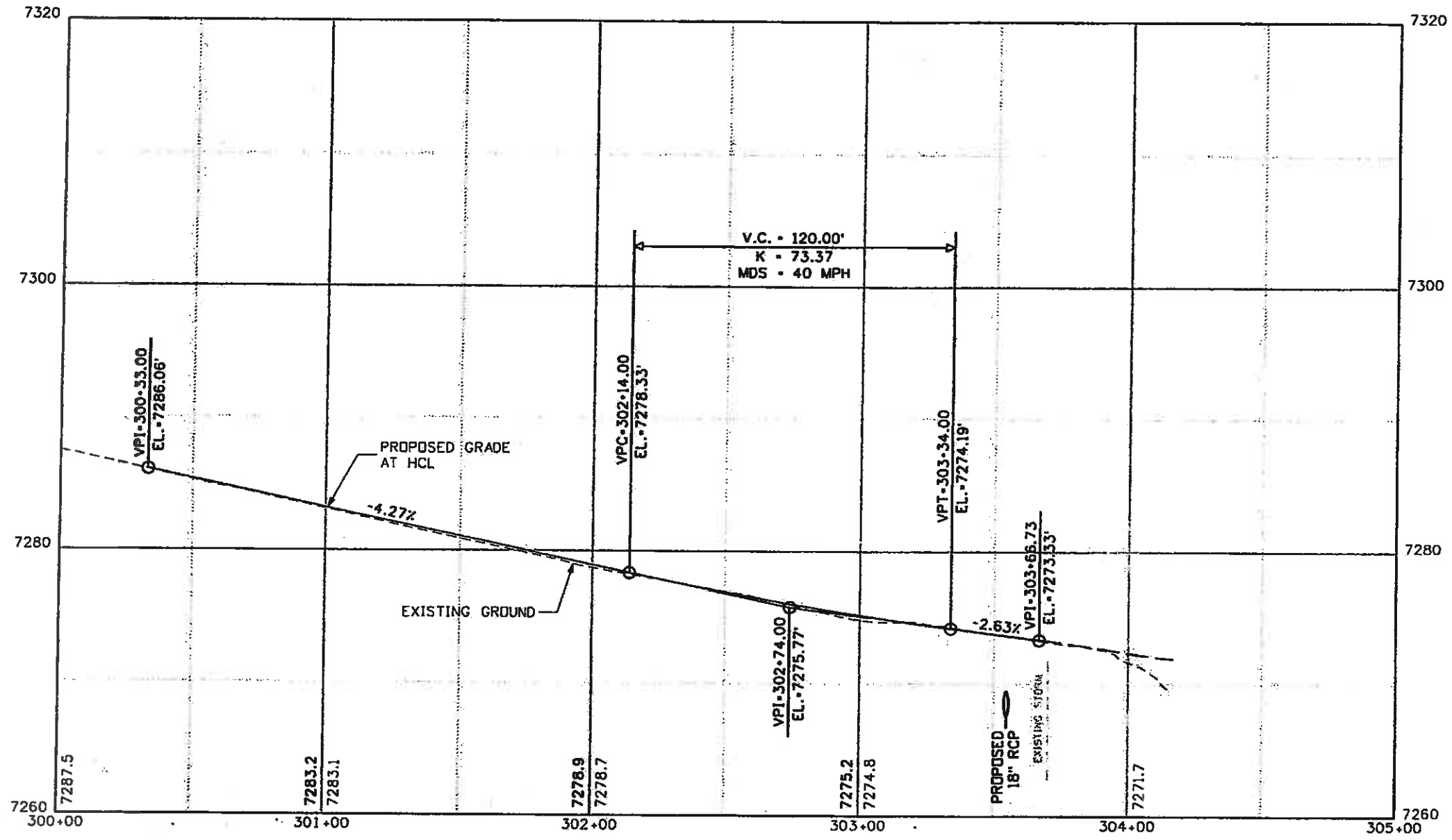
EDWARDS INTERCHANGE UPGRADE
 EB ON RAMP
 PROFILE

Designer:	DCS	Structure
Detailer:	DCS	Numbers
Sheet Subset:	PRQ	Subset Sheets: PR-07 of 23

Project No./Code
 ES3 0702-297
 17303
 Sheet Number 95



SEE ROUNDABOUT LAYOUT PLANS FOR PROPOSED PAVEMENT GRADES



Print Date: 11/5/2009	Vert. Scale: As Noted
Drawing File Name: 06193PROFILE08.dgn	Unit Leader Initials
Horiz. Scale: 1:50	
Unit Information	

Sheet Revisions		
Date:	Comments	Init.

Colorado Department of Transportation
 714 Grand Avenue, P.O. Box 298
 Eagle, CO 81631
 Phone: 970-328-6385 FAX: 970-328-2368
 Region 3 MLM


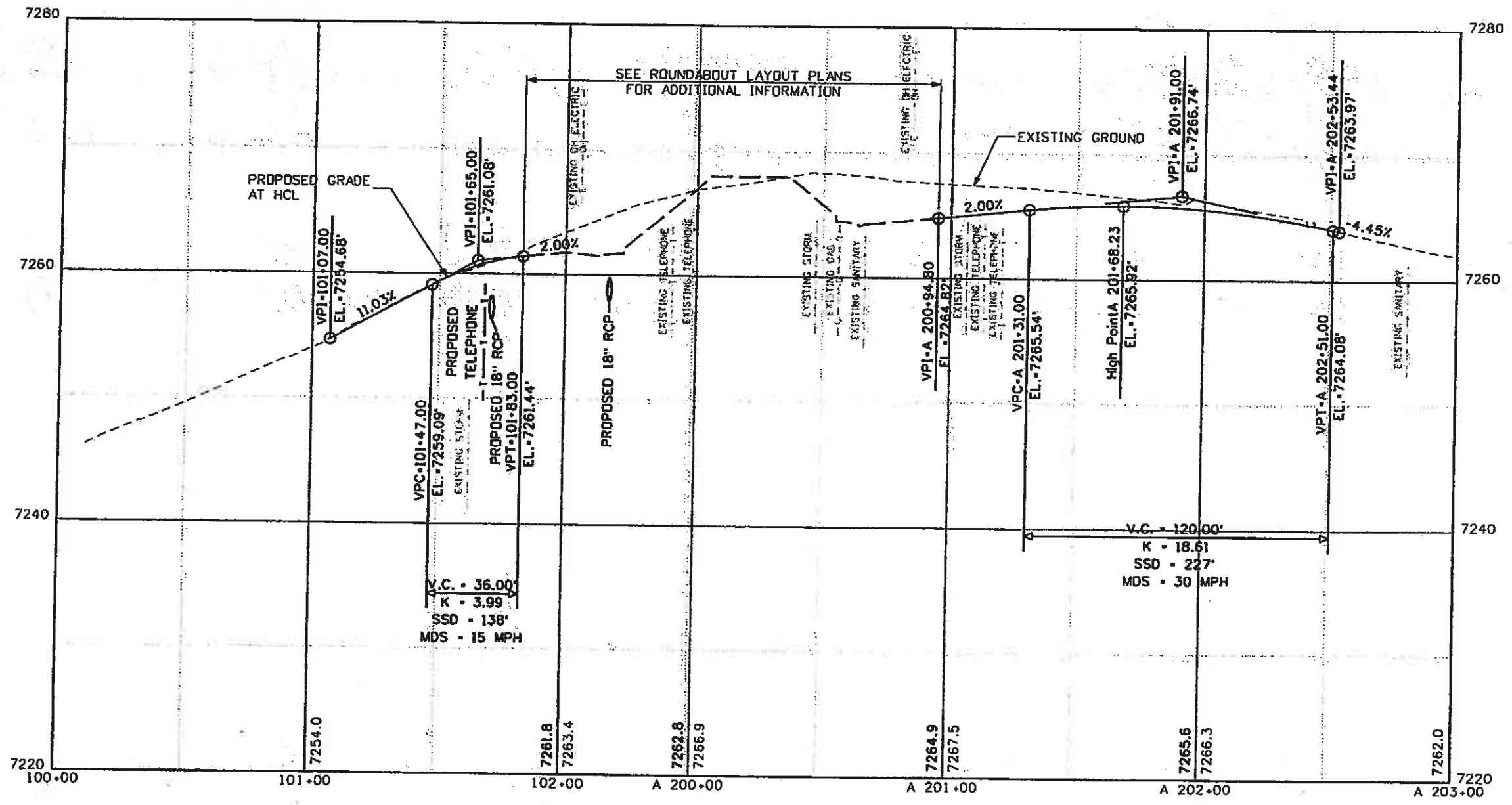
As Constructed
No Revisions: 6-6-2011
Revised:
Void:

EDWARDS INTERCHANGE UPGRADE EB OFF RAMP PROFILE	
Designer: DCS	Structure Numbers
Detailer: DCS	
Sheet Subset: PR0	Subset Sheets: PR-08 of 23

Project No./Code	ES3 0702-297
	17303
Sheet Number	196



SEE ROUNDABOUT LAYOUT PLANS FOR PROPOSED PAVEMENT GRADES



Print Date: 11/5/2009

Drawing File Name: 06193PROFILE09.dgn
 Horiz. Scale: 1:50
 Unit Information

Vert. Scale: As Noted
 Unit Leader Initials

(R-X)
 000

Sheet Revisions		
Date:	Comments	Init.

Colorado Department of Transportation
 714 Grand Avenue, P.O. Box 298
 Eagle, CO 81631
 Phone: 970-328-6385 FAX: 970-328-2368
 Region 3 MLM

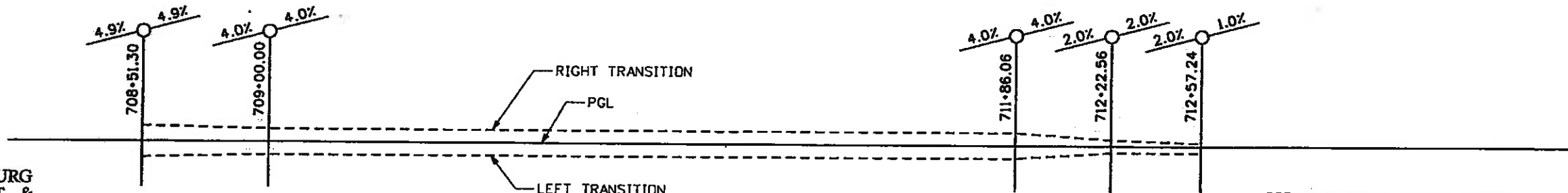
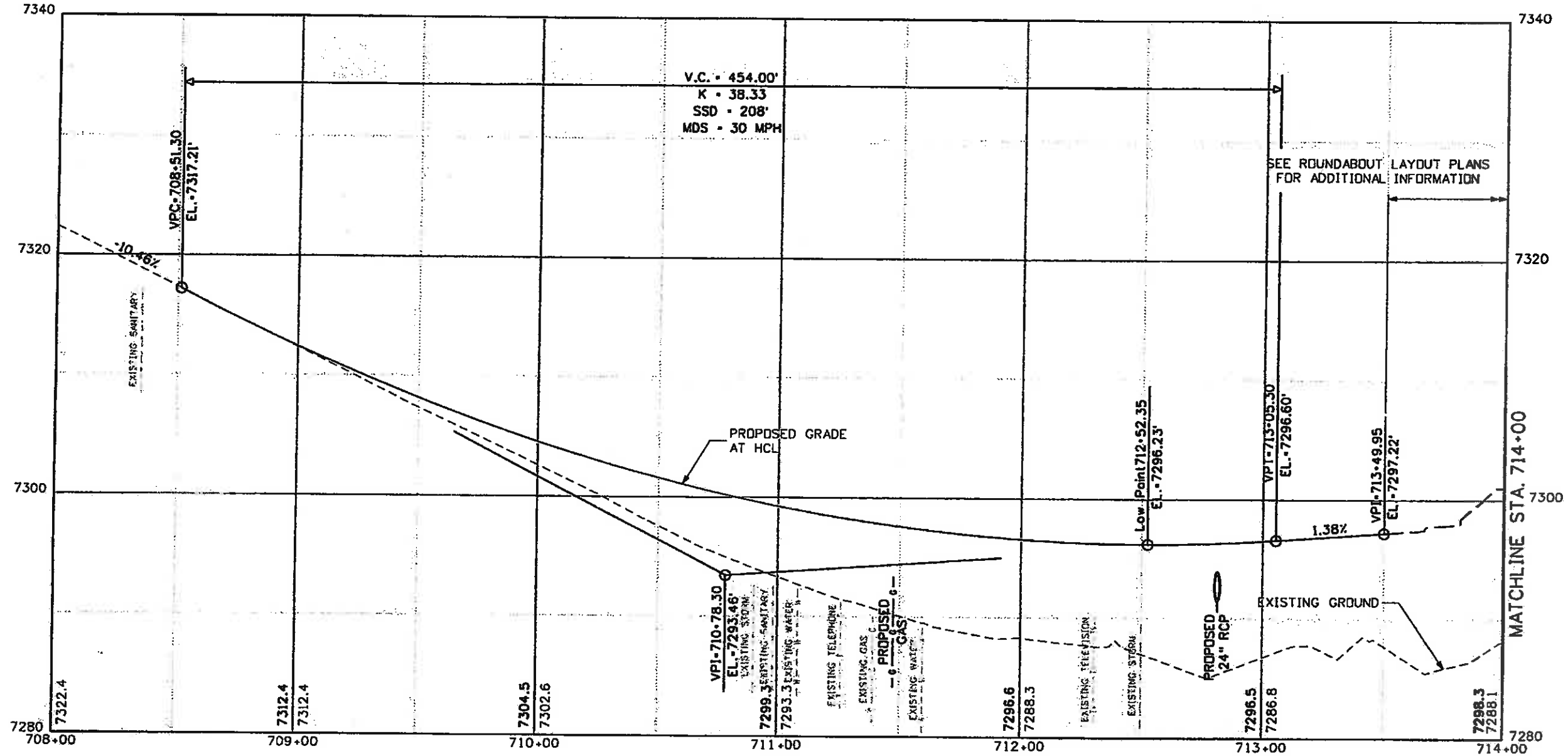
As Constructed
 No Revisions: 6-6-2011
 Revised:
 Void:

EDWARDS INTERCHANGE UPGRADE
 MILLER RANCH RD/NORTHSTAR CENTER ACCESS
 PROFILE
 Designer: DCS
 Detailer: DCS
 Sheet Subset: PRD
 Structure Numbers
 Subset Sheets: PR-09 of 23

Project No./Code
 ES3 0702-297
 17303
 Sheet Number 197



SEE ROUNDABOUT LAYOUT PLANS FOR PROPOSED PAVEMENT GRADES



Print Date: 11/5/2009	
Drawing File Name: 06193PRDFILE10.dgn	
Unit Information	
Horiz. Scale: 1:50	Vert. Scale: As Noted
Unit Leader Initials	

Sheet Revisions		
Date:	Comments	Init.

Colorado Department of Transportation

714 Grand Avenue, P.O. Box 298
Eagle, CO 81631
Phone: 970-328-6385 FAX: 970-328-2368

Region 3 MLM

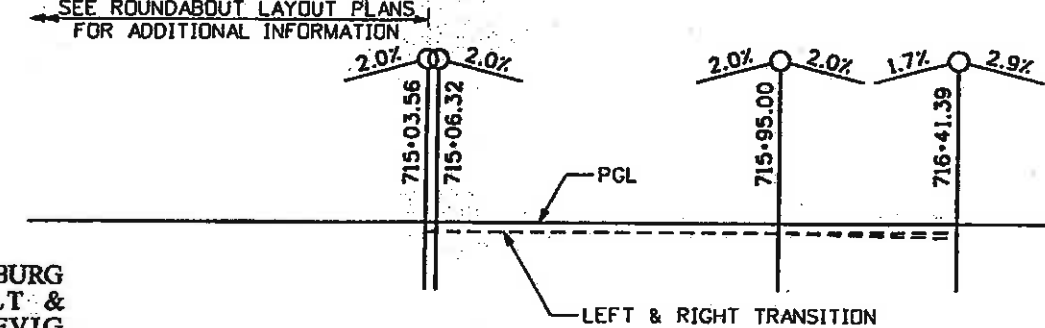
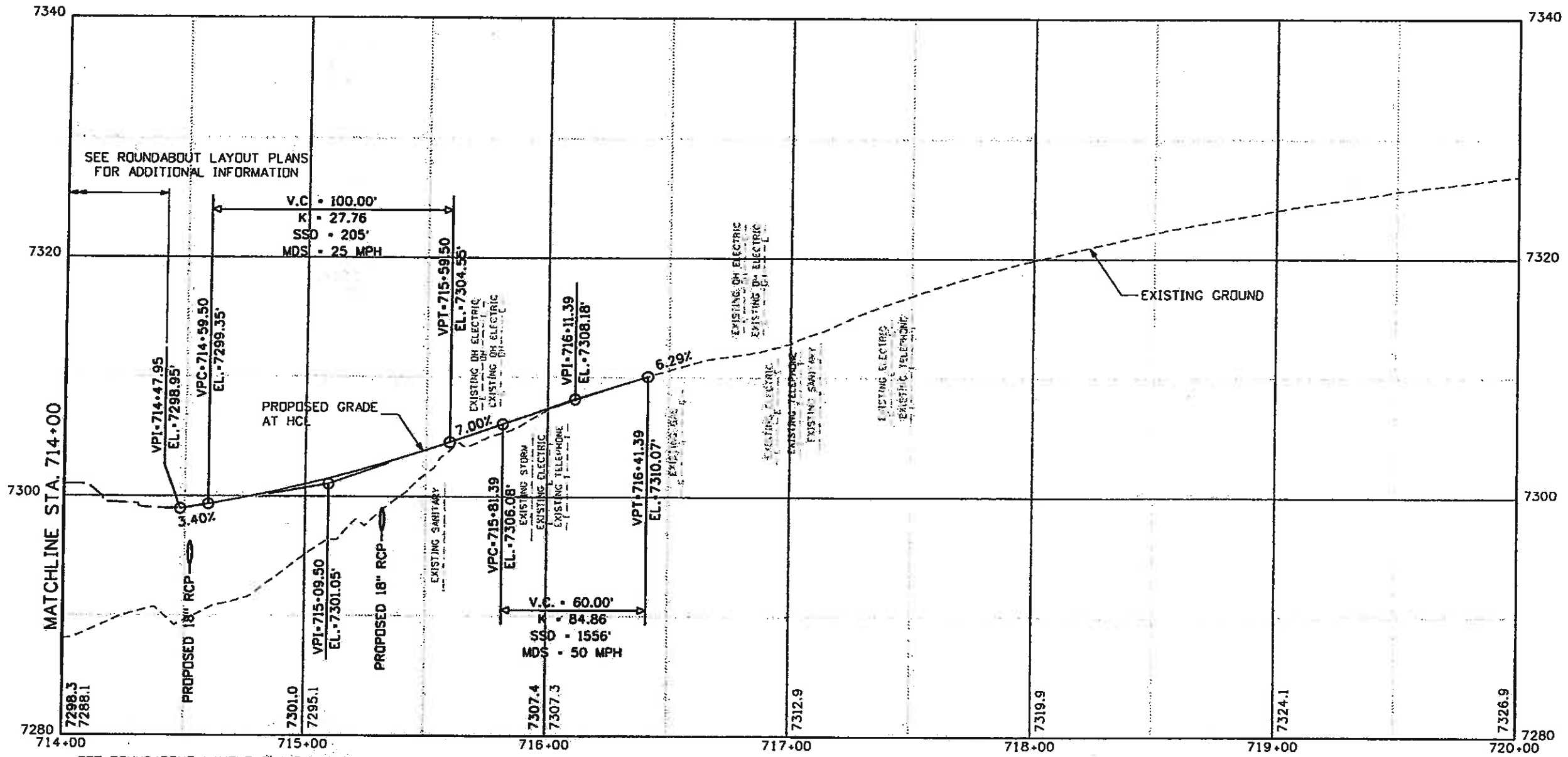
As Constructed
No Revisions: 6-6-2011
Revised:
Void:

EDWARDS INTERCHANGE UPGRADE BEARD CREEK/BERRY CREEK RD PROFILE		
Designer:	DCS	Structure
Detailer:	DCS	Numbers
Sheet Subset:	PRD	Subset Sheets: PR-10 of 23

Project No./Code	ES3 0702-297
17303	
Sheet Number	198



SEE ROUNDABOUT LAYOUT PLANS FOR PROPOSED PAVEMENT GRADES



Print Date: 11/5/2009
 Drawing File Name: 06193PROFILE11.dgn
 Horiz. Scale: 1:50
 Unit Information

Sheet Revisions		
Date:	Comments	Init.

Colorado Department of Transportation
 714 Grand Avenue, P.O. Box 298
 Eagle, CO 81631
 Phone: 970-328-6385 FAX: 970-328-2368
 Region 3 MLM

As Constructed
 No Revisions: 6-6-2011
 Revised:
 Void:

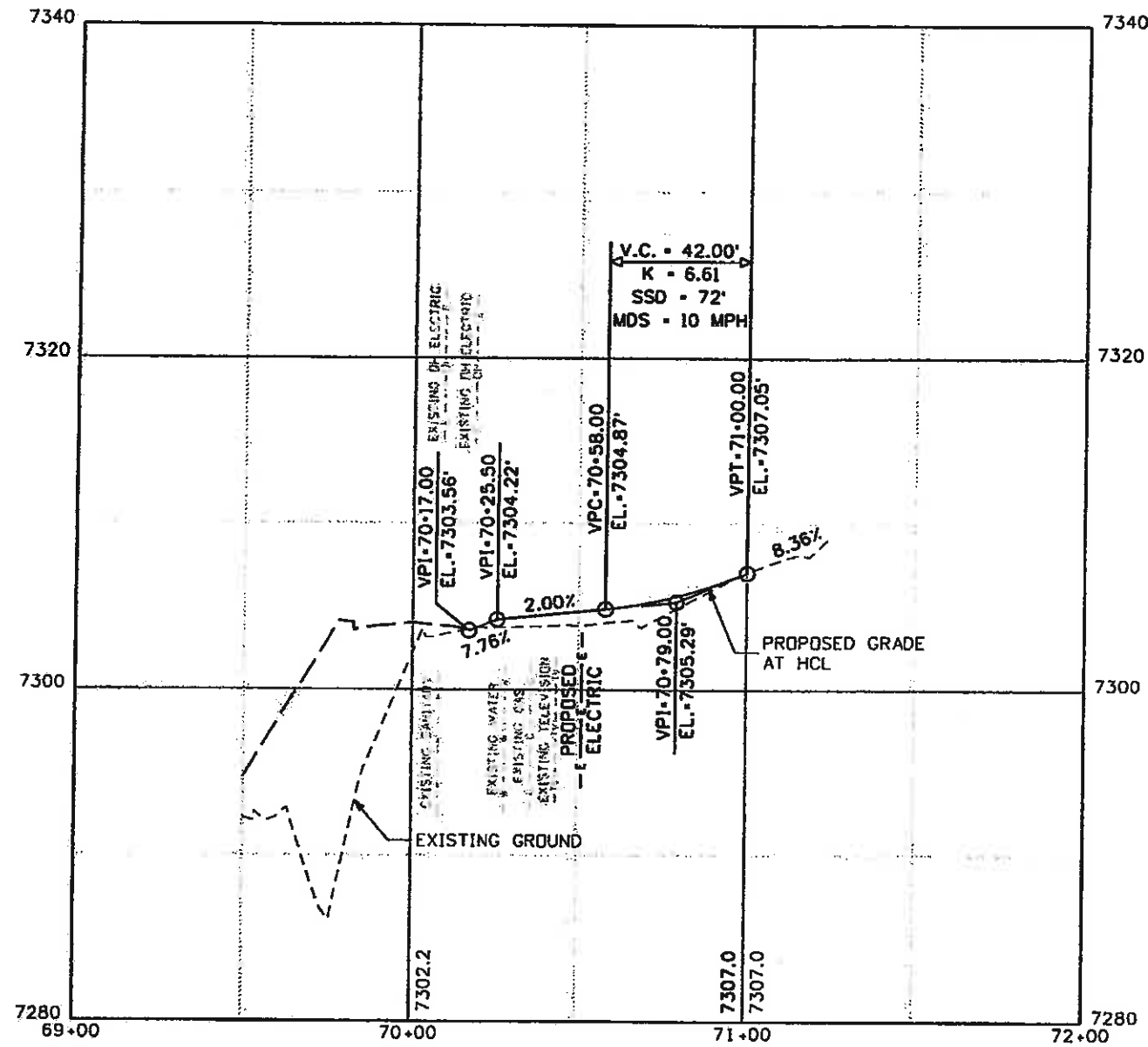
EDWARDS INTERCHANGE UPGRADE BEARD CREEK/BERRY CREEK RD PROFILE			
Designer:	DCS	Structure	
Detailer:	DCS	Numbers	
Sheet Subset:	PRD	Subset Sheets:	PR-11 of 23

Project No./Code
 ES3 0702-297
 17303
 Sheet Number 199



Know what's below.
Call before you dig.

SEE ROUNDABOUT LAYOUT PLANS FOR PROPOSED PAVEMENT GRADES



FELSBURG
HOLT &
ULLEVIG

Print Date: 11/5/2009

Drawing File Name: 06193PROFILE12.dgn

Horiz. Scale: 1:50

Vert. Scale: As Noted

Unit Information

Unit Leader Initials

(R-X)
000

Sheet Revisions

Date	Comments	Init.

Colorado Department of Transportation



Region 3

714 Grand Avenue, P.O. Box 298
Eagle, CO 81631
Phone: 970-328-6385 FAX: 970-328-2368

MLM

As Constructed

No Revisions: 6-6-2011

Revised:

Void:

EDWARDS INTERCHANGE UPGRADE
BERRY CREEK RD DRIVEWAY
PROFILE

Designer: DCS
Detailer: DCS

Structure Numbers

Sheet Subset: PRO Subset Sheets: PR-12 of 23

Project No./Code

ES3 0702-297

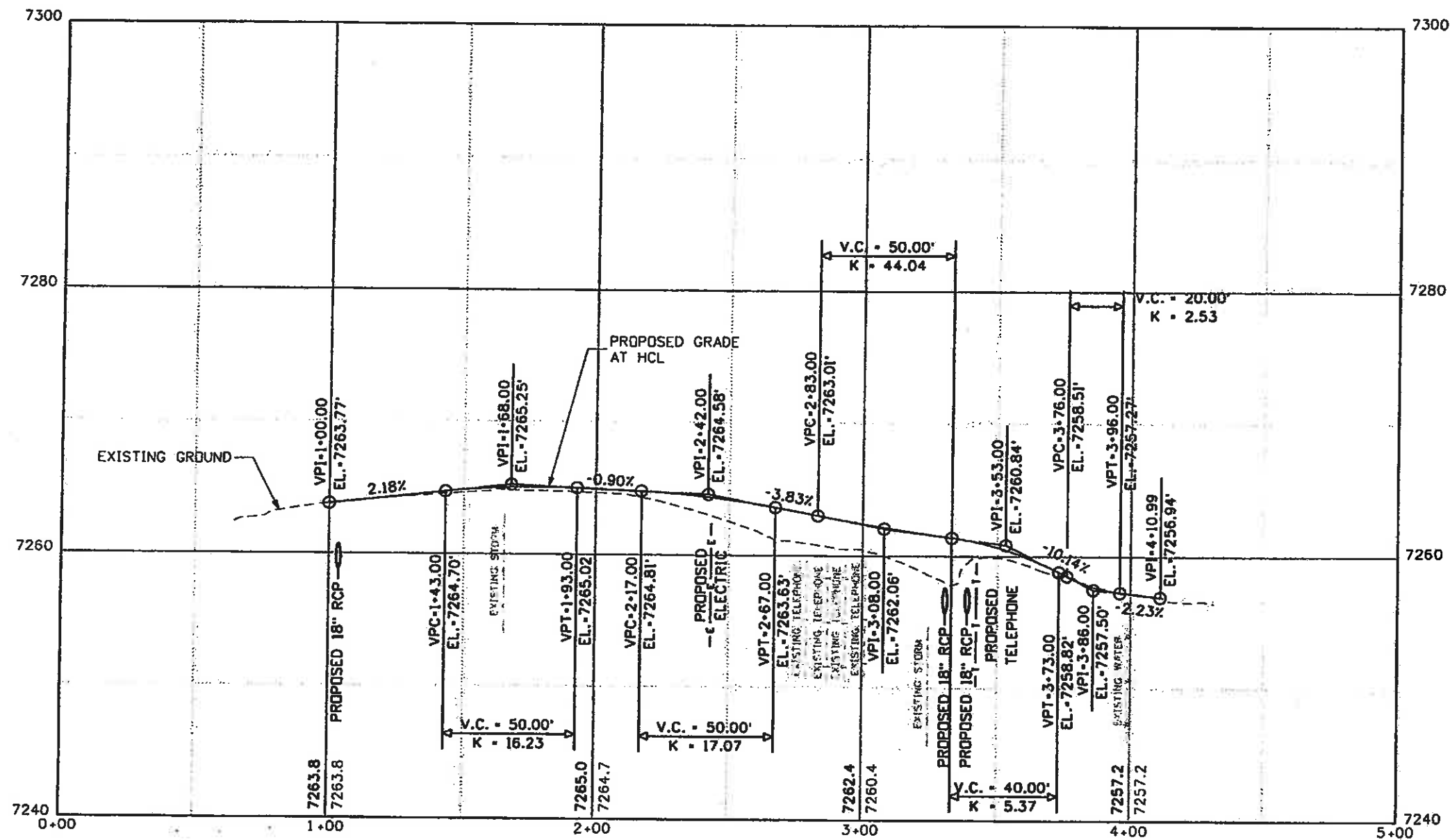
17303

Sheet Number 200



Know what's below.
Call before you dig.

SEE ROUNDABOUT LAYOUT PLANS FOR PROPOSED PAVEMENT GRADES
CURB 5 DOES NOT EXIST



FELSBURG
HOLT &
ULLEVIG

Print Date: 11/5/2009

Drawing File Name: 06193PRDFILE13.dgn

Horiz. Scale: 1:50

Vert. Scale: As Noted

Unit Information

Unit Leader Initials

(R-X)
000

Sheet Revisions

Date:	Comments	Init.

Colorado Department of Transportation



714 Grand Avenue, P.O. Box 298
Eagle, CO 81631
Phone: 970-328-6385 FAX: 970-328-2368

Region 3

MLM

As Constructed

No Revisions: 6-6-2011

Revised:

Void:

EDWARDS INTERCHANGE UPGRADE
CURB 1
PROFILE

Designer: DCS
Detailer: DCS

Sheet Subset: PRO
Structure Numbers
Subset Sheets: PR-13 of 23

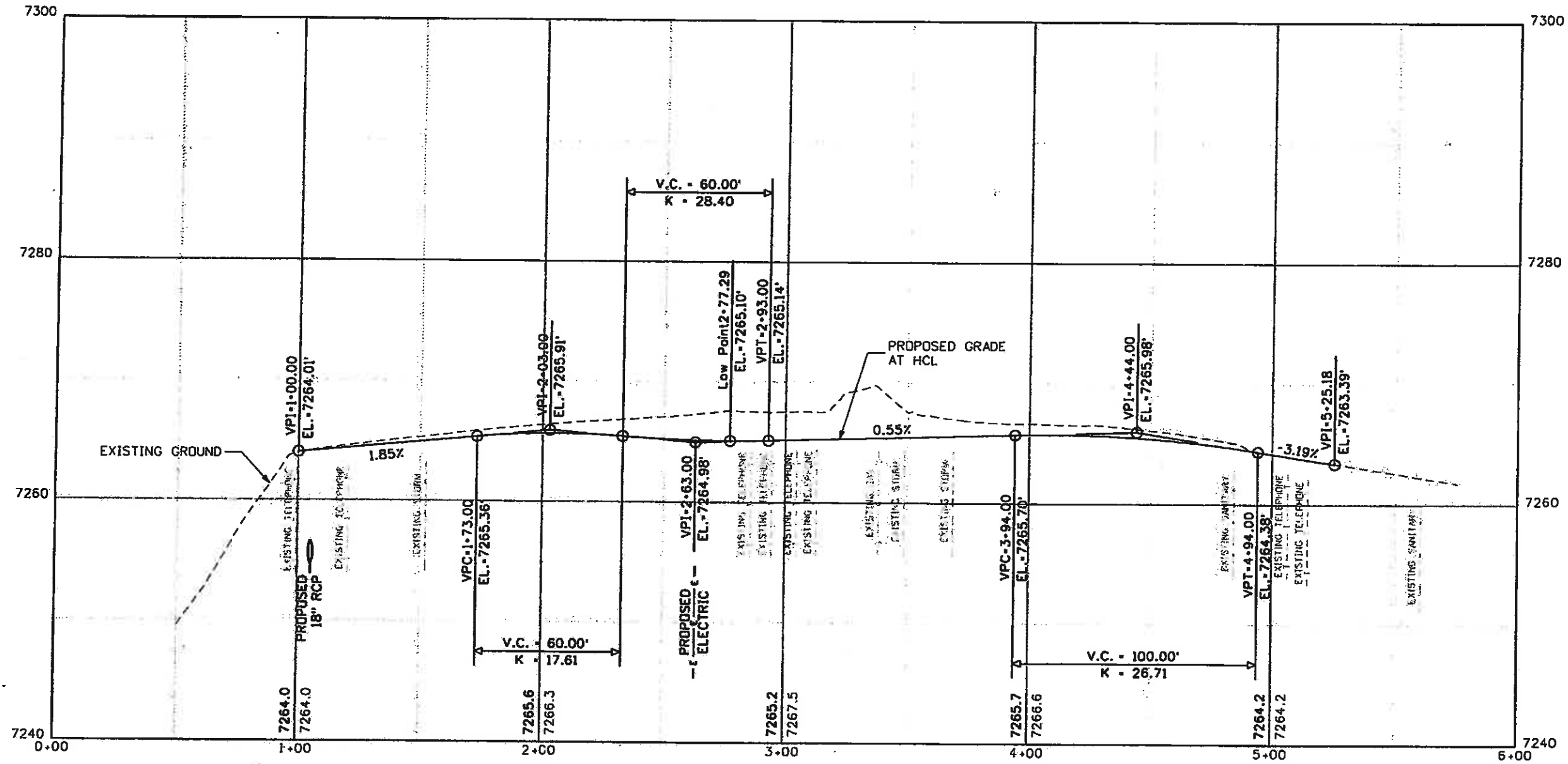
Project No./Code

ES3 0702-297

17303

Sheet Number 201

SEE ROUNDABOUT LAYOUT PLANS FOR PROPOSED PAVEMENT GRADES
CURB 5 DOES NOT EXIST



Print Date: 11/5/2009
Drawing File Name: 06193PRDFILE14.dgn
Horiz. Scale: 1:50 Vert. Scale: As Noted
Unit Information Unit Leader Initials

Sheet Revisions		
Date:	Comments	Init.

Colorado Department of Transportation

714 Grand Avenue, P.O. Box 298
Eagle, CO 81631
Phone: 970-328-6385 FAX: 970-328-2368

Region 3 MLM

As Constructed
No Revisions: 6-6-2011
Revised:
Void:

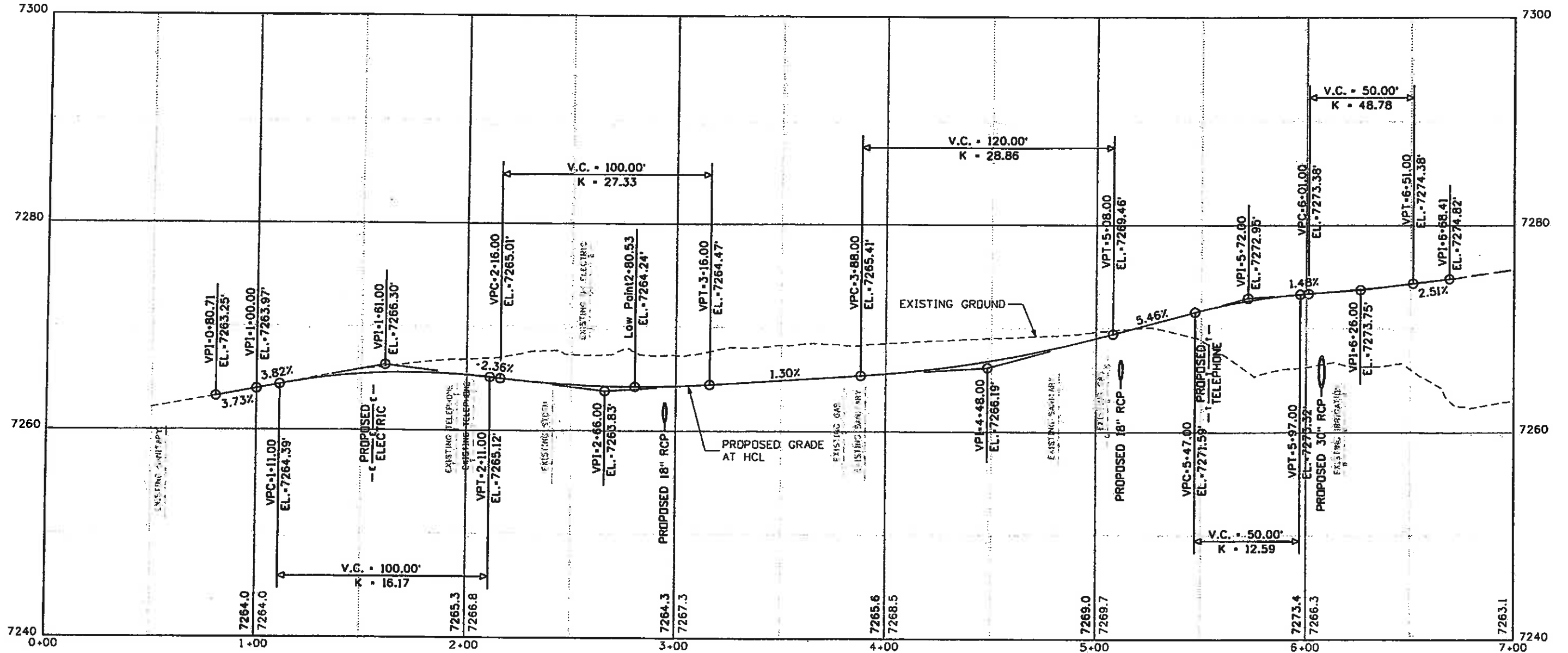
EDWARDS INTERCHANGE UPGRADE	
CURB 2 PROFILE	
Designer:	DCS
Detailer:	DCS
Sheet Subset:	PRD
Structure Numbers:	
Subset Sheets:	PR-14 of 23

Project No./Code	ES3 0702-297
	17303
Sheet Number	202



Now what's below.
Call before you dig.

SEE ROUNDABOUT LAYOUT PLANS FOR PROPOSED PAVEMENT GRADES
CURB 5 DOES NOT EXIST



FELSBURG
HOLT &
ULLEVIG

Print Date: 11/5/2009
 Drawing File Name: 06193PRDF\LE15.dgn
 Horiz Scale: 1:50
 Unit Information

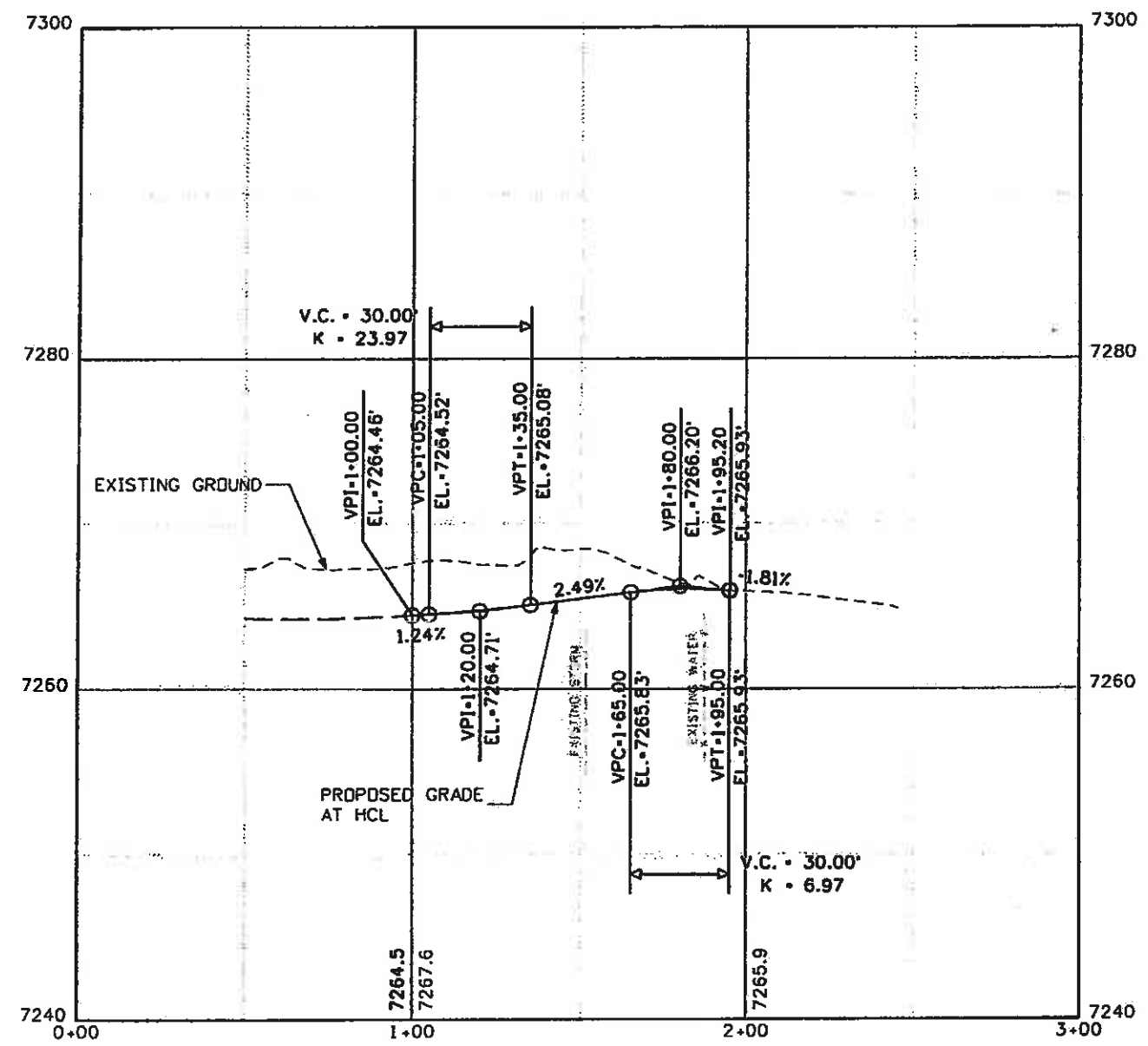
Sheet Revisions		
Date:	Comments	Init.

Colorado Department of Transportation
 714 Grand Avenue, P.D. Box 298
 Eagle, CO 81631
 Phone: 970-328-6385 FAX: 970-328-2368
 Region 3 MLM

As Constructed
 No Revisions: 6-6-2011
 Revised:
 Void:

EDWARDS INTERCHANGE UPGRADE
 CURB 3
 PROFILE
 Designer: DCS
 Detailer: DCS
 Sheet Subset: PRD
 Structure Numbers
 Subset Sheets: PR-15 of 23

Project No./Code
 ES3 0702-297
 17303
 Sheet Number 203



Print Date: 11/5/2009	
Drawing File Name: 06193PRDFILE16.dgn	
Horiz. Scale: 1:50	Vert. Scale: As Noted
Unit Information	Unit Leader Initials

Sheet Revisions		
Date:	Comments	Init.

Colorado Department of Transportation
 714 Grand Avenue, P.O. Box 298
 Eagle, CO 81631
 Phone: 970-328-6385 FAX: 970-328-2368
 Region 3 MLM

As Constructed	No Revisions: 6-6-2011
Revised:	
Void:	

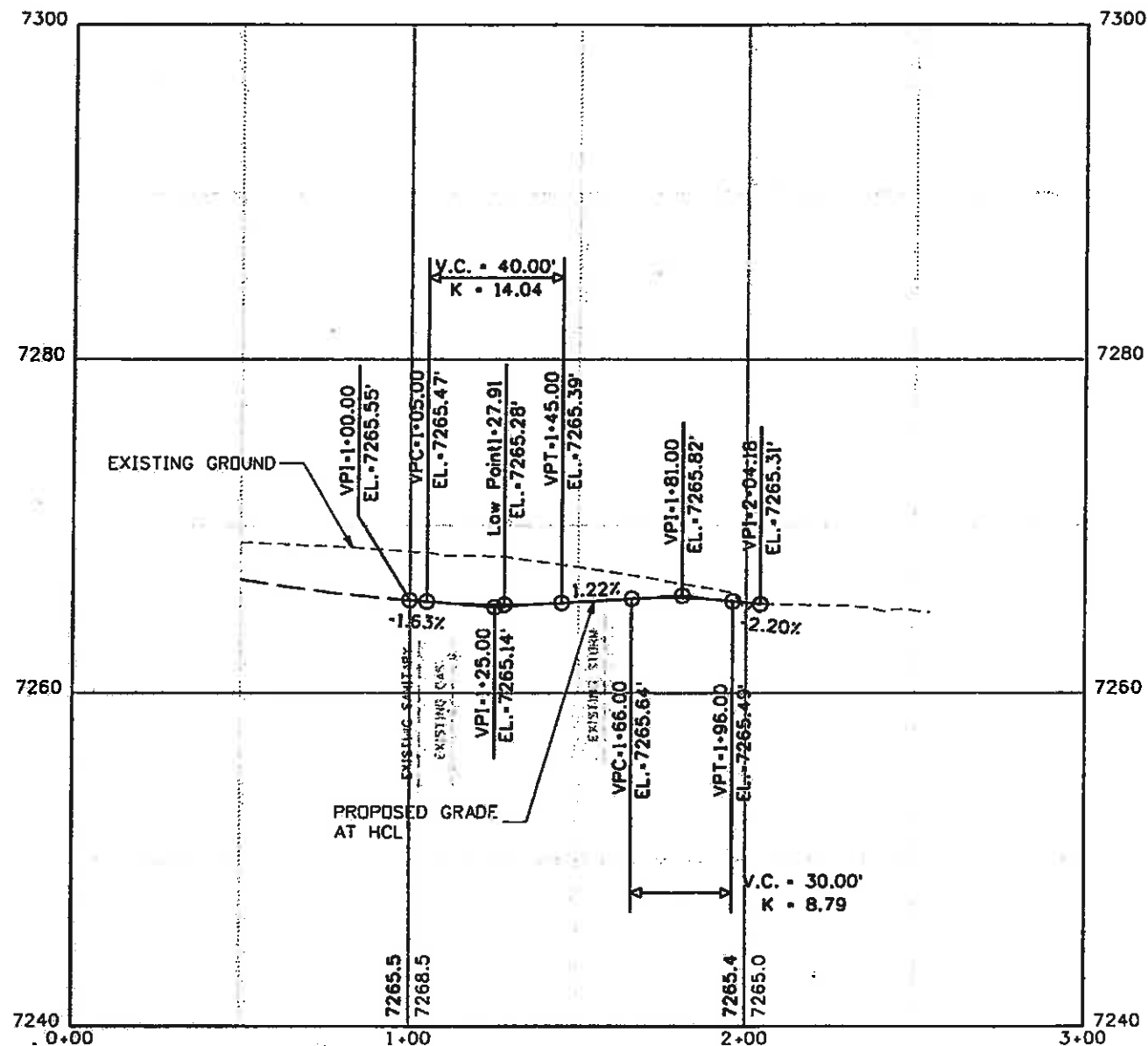
EDWARDS INTERCHANGE UPGRADE CURB 3A PROFILE			
Designer:	DCS	Structure	
Detailer:	DCS	Numbers	
Sheet Subset:	PRD	Subset Sheets:	PR-16 of 23

Project No./Code	ES3 0702-297
	17303
Sheet Number	204



Know what's below.
Call before you dig.

SEE ROUNDABOUT LAYOUT PLANS FOR PROPOSED PAVEMENT GRADES
CURB 5 DOES NOT EXIST



FELSBURG
HOLT &
ULLEVIG

Print Date: 11/5/2009

Drawing File Name: 06193PROFILE17.dgn

Horiz. Scale: 1:50

Vert. Scale: As Noted

Unit Information

Unit Leader Initials

(R-X)
000

Sheet Revisions

Date:	Comments	Init.

Colorado Department of Transportation



714 Grand Avenue, P.D. Box 298
Eagle, CO 81631
Phone: 970-328-6385 FAX: 970-328-2368

Region 3

MLM

As Constructed

No Revisions: 6-6-2011

Revised:

Void:

EDWARDS INTERCHANGE UPGRADE
CURB 3B
PROFILE

Designer:	DCS	Structure Numbers	
Detailer:	DCS		
Sheet Subset:	PRD	Subset Sheets:	PR-17 of 23

Project No./Code

ES3 0702-297

17303

Sheet Number 205



SEE ROUNDABOUT LAYOUT PLANS FOR PROPOSED PAVEMENT GRADES
CURB 5 DOES NOT EXIST

7300

7300

7280

7280

7260

7260

7240
0+00

1+00

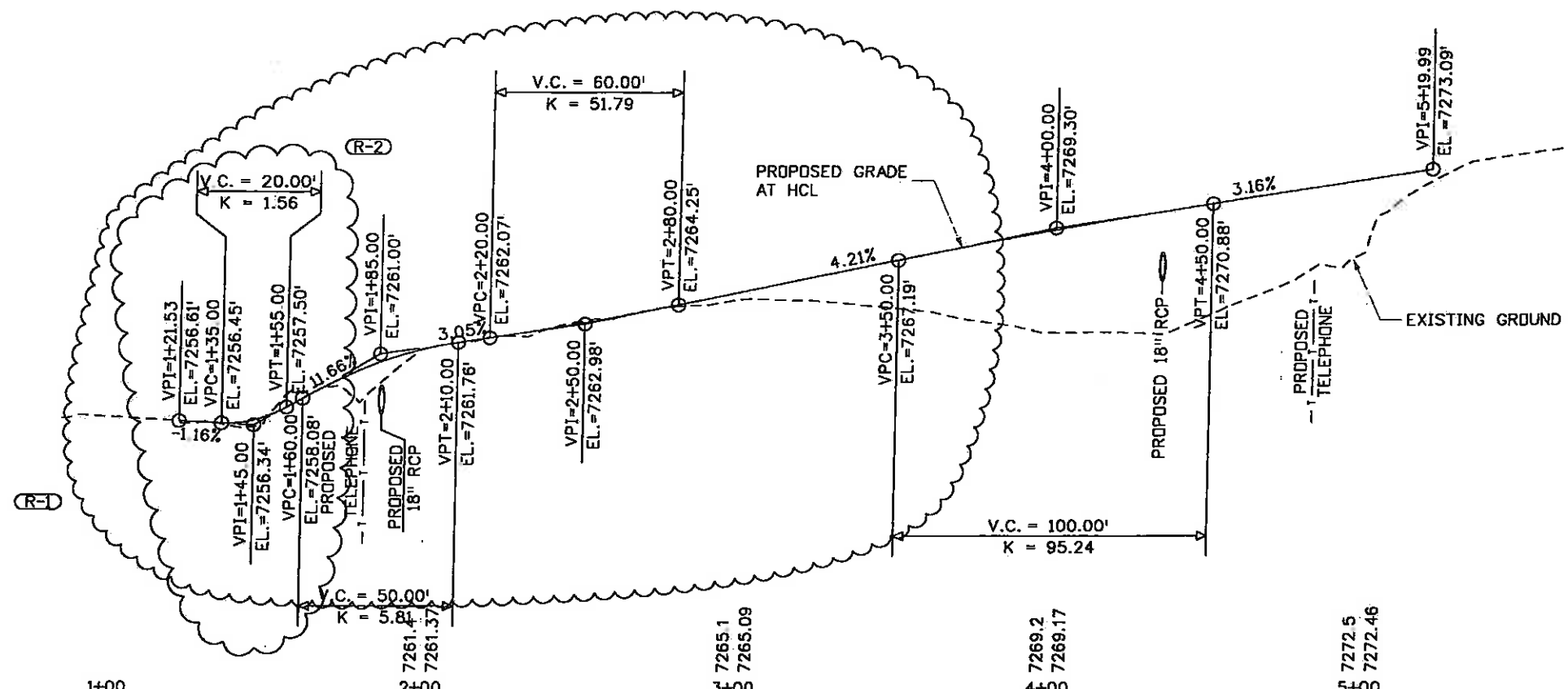
2+00

3+00
7265.1
7265.09

4+00
7269.2
7269.17

5+00
7272.5
7272.46

7240
6+00



Print Date: 2/8/2011	
Drawing File Name: 06193PROFILE18.dgn	
Horiz. Scale: 1:50	Vert. Scale: As Noted
Unit Information	Unit Leader Initials

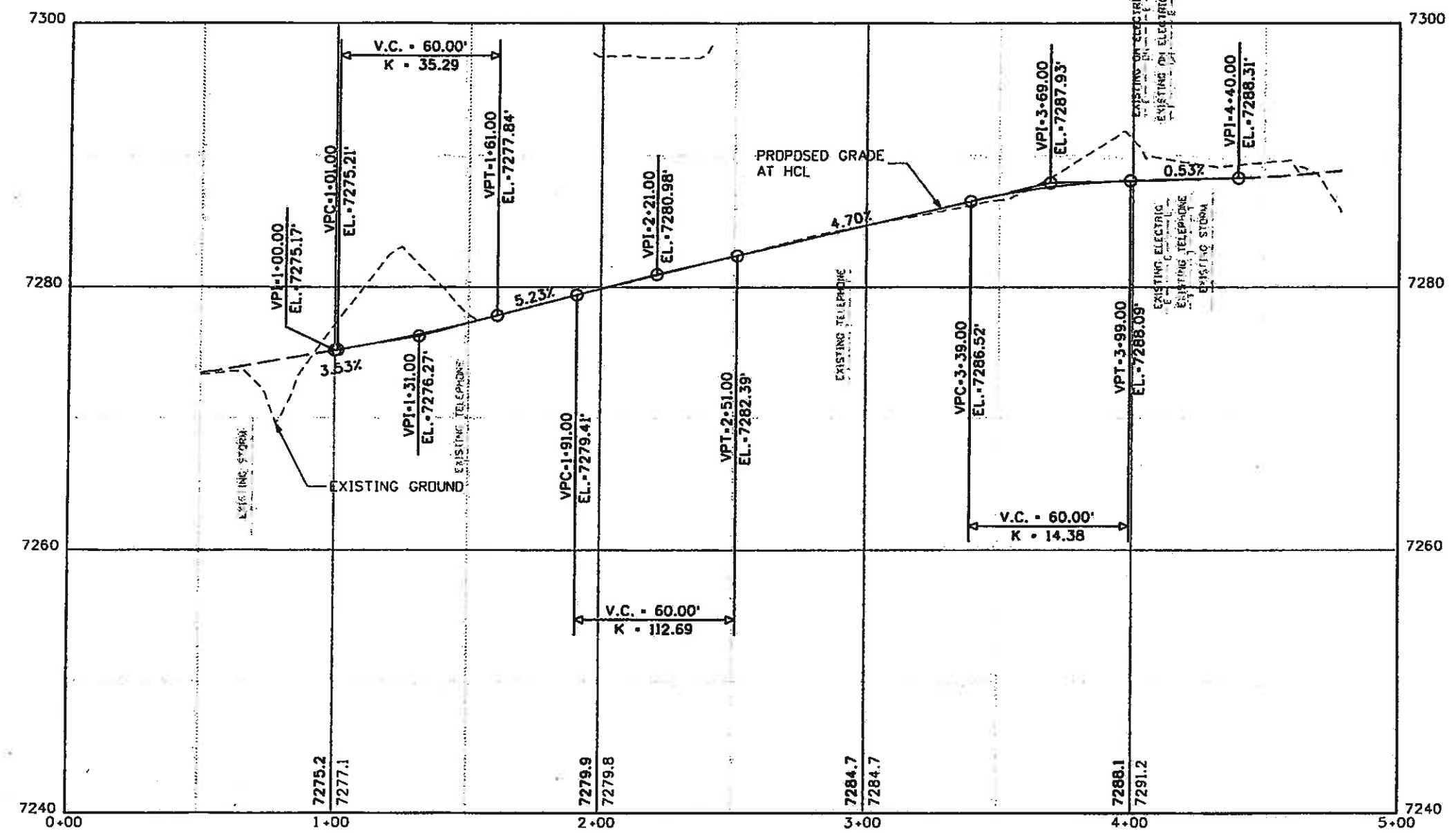
Sheet Revisions			
Date:	Comments	Init.	
5/10/10	REVISED SB ENTRANCE TO MRR ROUNDABOUT	DKH	(R-1)
2/7/11	REVISED ENTRANCE TO NORTHSTAR CENTER	DKH	(R-2)

Colorado Department of Transportation
 714 Grand Avenue, P.O. Box 298
 Eagle, CO 81631
 Phone: 970-328-6385 FAX: 970-328-2368
 Region 3 MLM

As Constructed
No Revisions:
Revised: 6-6-2011
Void:

EDWARDS INTERCHANGE UPGRADE CURB 4 PROFILE		
Designer:	DCS	Structure
Detailer:	DCS	Numbers
Sheet Subset:	PRO	Subset Sheets: PR-18 of 23

Project No./Code	ES3 0702-297
17303	
Sheet Number	206X



Print Date: 11/5/2009	
Drawing File Name: 06193PRDFILE19.dgn	
Horiz. Scale: 1:50	Vert. Scale: As Noted
Unit Information	Unit Leader Initials

Sheet Revisions		
Date:	Comments	Init.

Colorado Department of Transportation

714 Grand Avenue, P.O. Box 298
Eagle, CO 81631
Phone: 970-328-6385 FAX: 970-328-2368

Region 3 MLM

As Constructed
No Revisions: 6-6-2011
Revised:
Void:

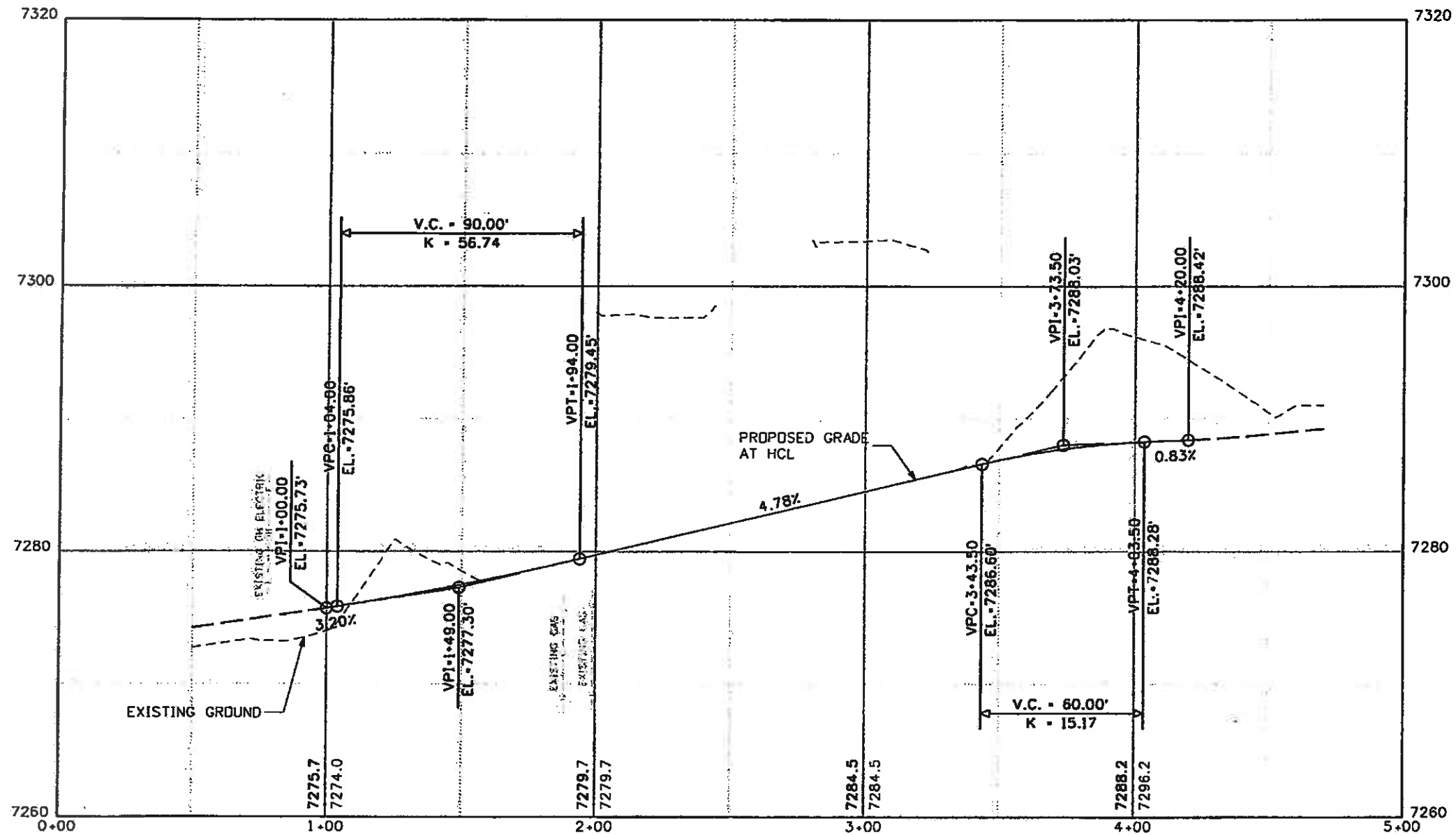
EDWARDS INTERCHANGE UPGRADE CURB 6 PROFILE			
Designer:	DCS	Structure	
Detailer:	DCS	Numbers	
Sheet Subset:	PRD	Subset Sheets:	PR-19 of 23

Project No./Code	ES3 0702-297
	17303
Sheet Number	207



Know what's below.
Call before you dig.


SEE ROUNDABOUT LAYOUT PLANS FOR PROPOSED PAVEMENT GRADES
CURB 5 DOES NOT EXIST



FELSBURG
HOLT &
ULLEVIG

Print Date: 11/5/2009
 Drawing File Name: 06193PROFILE20.dgn
 Horiz. Scale: 1:50 Vert. Scale: As Noted
 Unit Information Unit Leader Initials

Sheet Revisions		
Date:	Comments	Init.

Colorado Department of Transportation

 714 Grand Avenue, P.O. Box 298
 Eagle, CO 81631
 Phone: 970-328-6385 FAX: 970-328-2368
 Region 3 MLM

As Constructed
 No Revisions: 6-6-2011
 Revised:
 Void:

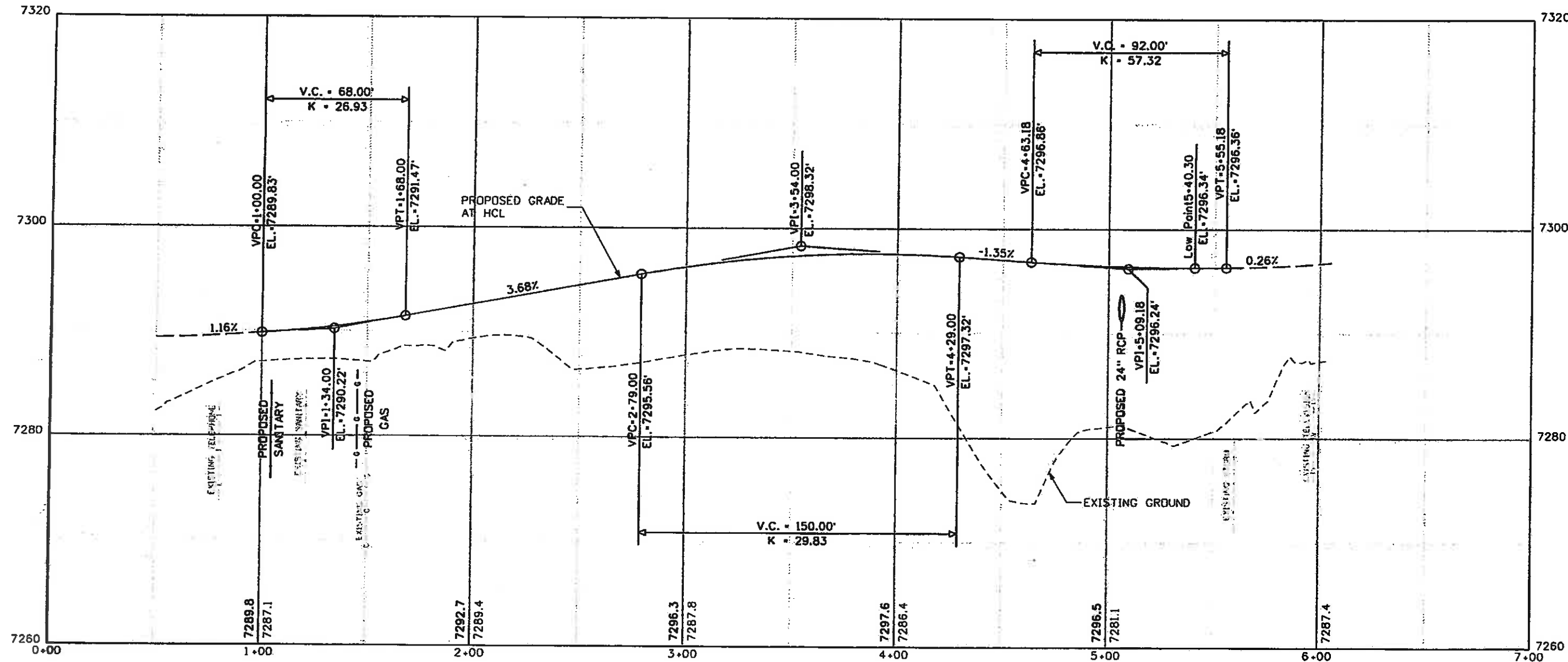
EDWARDS INTERCHANGE UPGRADE
 CURB 7
 PROFILE
 Designer: DCS Structure
 Detailer: DCS Numbers
 Sheet Subset: PRD Subset Sheets: PR-20 of 23

Project No./Code
 ES3 0702-297
 17303
 Sheet Number **208**



Know what's Below.
Call before you Dig.

SEE ROUNDABOUT LAYOUT PLANS FOR PROPOSED PAVEMENT GRADES
CURB 5 DOES NOT EXIST



FELSBURG
HOLT &
ULLEVIG

Print Date: 11/5/2009

Drawing File Name: 06193PROFILE21.dgn

Horiz. Scale: 1:50

Vert. Scale: As Noted

Unit Information

Unit Leader Initials

(R-X)
000

Sheet Revisions

Date:	Comments	Init.

Colorado Department of Transportation



714 Grand Avenue, P.O. Box 298
Eagle, CO 81631
Phone: 970-328-6385 FAX: 970-328-2368

Region 3

MLM

As Constructed

No Revisions: 6-6-2011

Revised:

Void:

EDWARDS INTERCHANGE UPGRADE
CURB 8
PROFILE

Designer:	DCS	Structure	
Detailer:	DCS	Numbers	
Sheet Subset:	PRD	Subset Sheets:	PR-21 of 23

Project No./Code

ES3 0702-297

17303

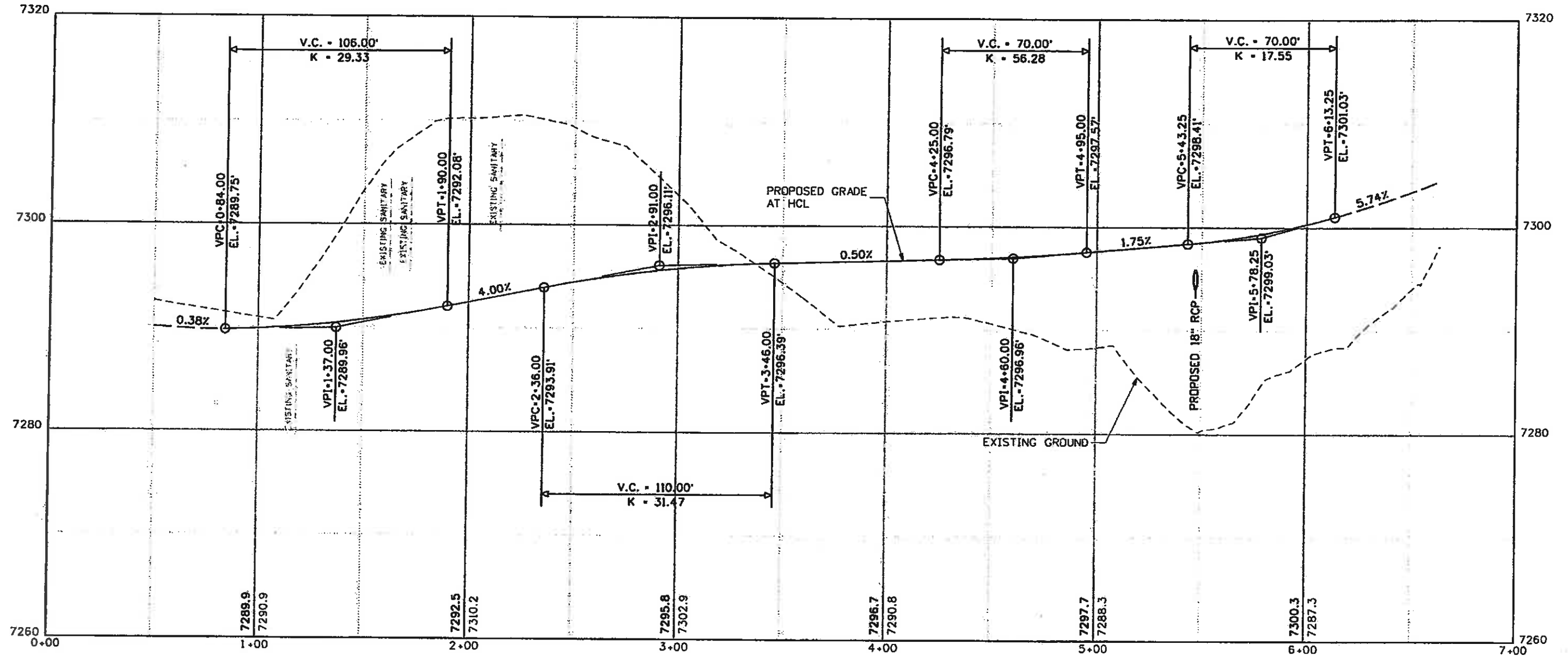
Sheet Number

209



Know what's below.
Call before you dig.

SEE ROUNDABOUT LAYOUT PLANS FOR PROPOSED PAVEMENT GRADES
CURB 5 DOES NOT EXIST



FELSBURG
HOLT &
ULLEVIG

Print Date: 11/5/2009

Drawing File Name: 06193PROFILE22.dgn

Horiz. Scale: 1:50

Vert. Scale: As Noted

Unit Information

Unit Leader Initials

(R-X)
000

Sheet Revisions

Date:	Comments	Init.

Colorado Department of Transportation



714 Grand Avenue, P.O. Box 298
Eagle, CO 81631
Phone: 970-328-6385 FAX: 970-328-2368

Region 3

MLM

As Constructed

No Revisions: 6-6-2011

Revised:

Void:

EDWARDS INTERCHANGE UPGRADE
CURB 9
PROFILE

Designer:	DCS	Structure	
Detailer:	DCS	Numbers	
Sheet Subset:	PR0	Subset Sheets:	PR-22 of 23

Project No./Code

ES3 0702-297

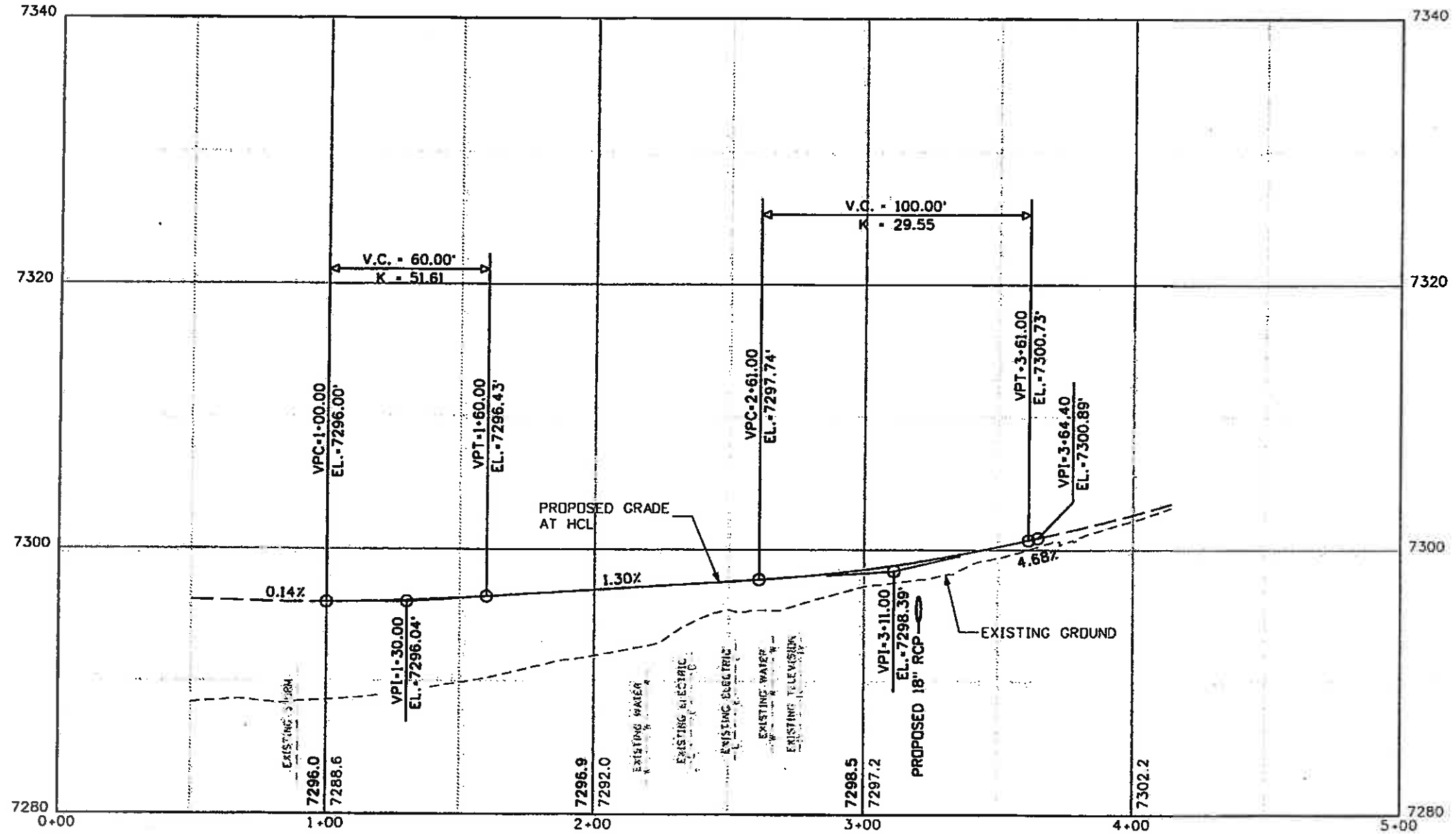
17303

Sheet Number 210



Know what's below.
Call before you dig.

SEE ROUNDABOUT LAYOUT PLANS FOR PROPOSED PAVEMENT GRADES
CURB 5 DOES NOT EXIST



FELSBURG
HOLT &
ULLEVIG

Print Date: 11/5/2009

Drawing File Name: 06193PROFILE23.dgn

Horiz. Scale: 1"=50'

Vert. Scale: As Noted

Unit Information

Unit Leader Initials

Sheet Revisions

Date:	Comments	Init.

Colorado Department of Transportation



714 Grand Avenue, P.O. Box 298
Eagle, CO 81631
Phone: 970-328-6385 FAX: 970-328-2368

Region 3

MLM

As Constructed

No Revisions: 6-6-2011

Revised:

Void:

EDWARDS INTERCHANGE UPGRADE
CURB 10
PROFILE

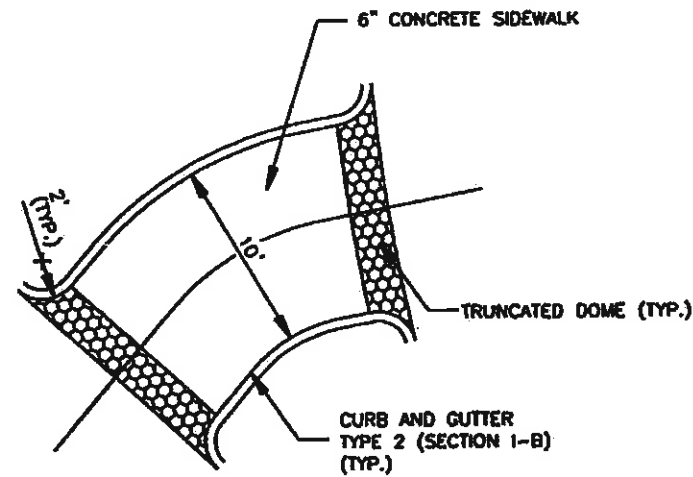
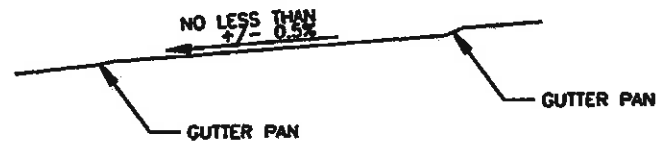
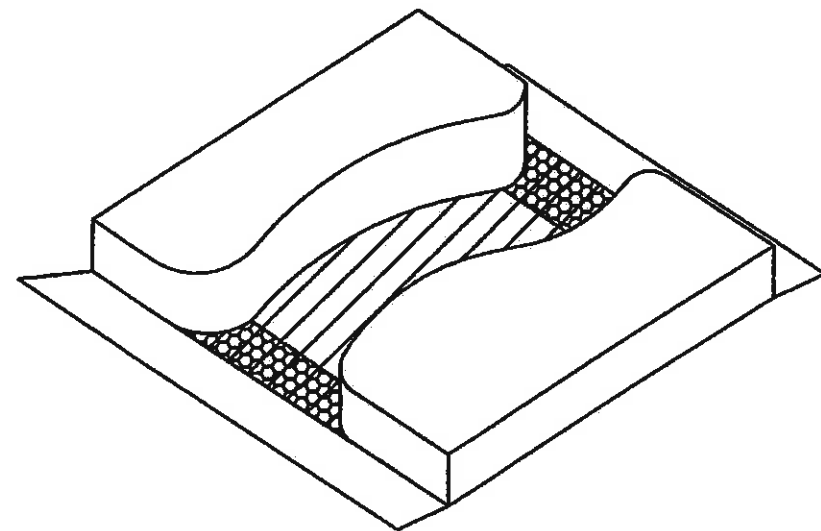
Designer:	DCS	Structure	
Detailer:	DCS	Numbers	
Sheet Subset:	PRD	Subset Sheets:	PR-23 of 23

Project No./Code

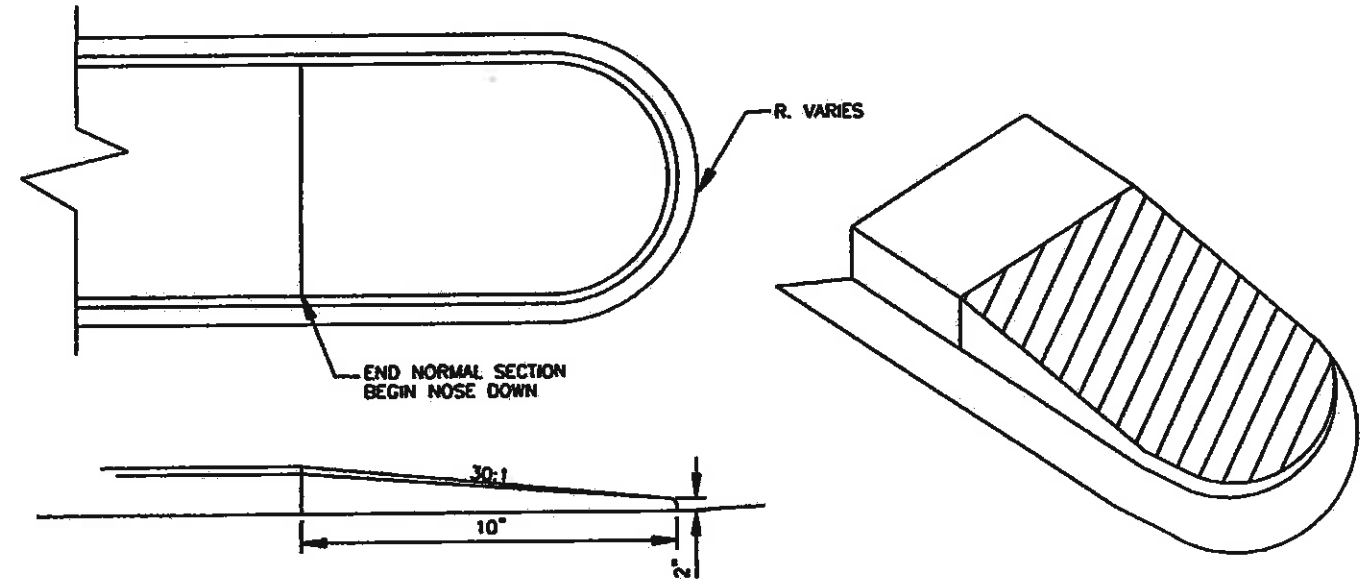
ES3 0702-297

17303

Sheet Number 211



CURB RAMP (SPECIAL)



BEVELED NOSE AND ISLAND END TREATMENT
NOTE: TO BE CONSTRUCTED ON ALL MEDIAN ISLANDS.



Print Date: 11/5/2009
 Drawing File Name: 06193DET01.dgn
 Horiz. Scale: 1:5 Vert. Scale: As Noted
 Unit Information Unit Leader Initials

(R-X)
 000

Sheet Revisions		
Date:	Comments	Init.

Colorado Department of Transportation
 714 Grand Avenue, P.O. Box 298
 Eagle, CO 81631
 Phone: 970-328-6385 FAX: 970-328-2368
 Region 3 MLM

As Constructed
 No Revisions: 6-6-Z01
 Revised:
 Void:

**EDWARDS INTERCHANGE UPGRADE
 ROADWAY DETAILS**

Designer:	KMH	Structure	
Detailer:	KMH	Numbers	
Sheet Subset:	DETAIL	Subset Sheets:	DT-01 of 01

Project No./Code
 ES3 0702-297
 17303
 Sheet Number 212