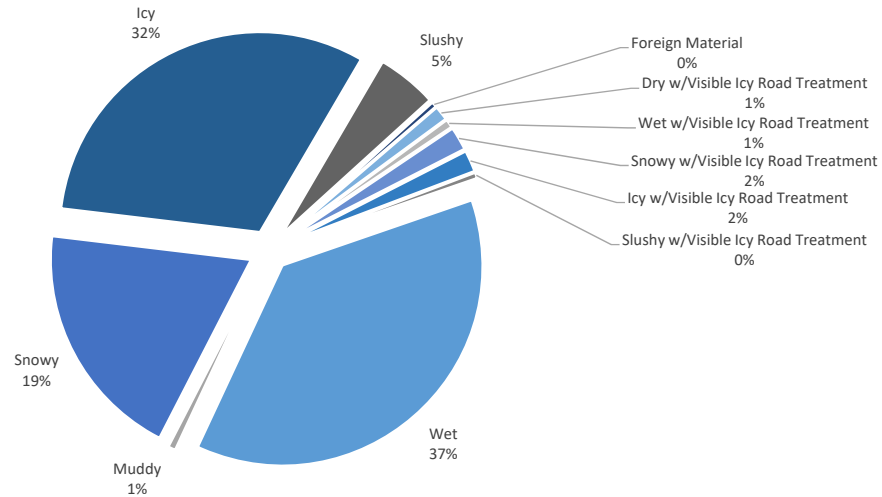


2005-2019 Colorado Crashes by Road Conditions

| Year | Dry | Wet | Muddy | Snowy | Icy | Slushy | Foreign Material | Dry w/Visible Icy Road Treatment | Wet w/Visible Icy Road Treatment | Snowy w/Visible Icy Road Treatment | Icy w/Visible Icy Road Treatment | Slushy w/Visible Icy Road Treatment | Not Reported | Total Crashes |
|--------------|------------------|----------------|--------------|---------------|---------------|---------------|------------------|----------------------------------|----------------------------------|------------------------------------|----------------------------------|-------------------------------------|---------------|------------------|
| 2005 | 100,119 | 9,634 | 204 | 3,573 | 6,242 | 1,164 | 109 | 394 | 184 | 404 | 437 | 105 | 2,277 | 124,846 |
| 2006 | 93,566 | 7,898 | 171 | 4,019 | 6,998 | 1,240 | 156 | 438 | 231 | 553 | 452 | 173 | 1,333 | 117,228 |
| 2007 | 83,649 | 8,560 | 161 | 4,868 | 9,902 | 1,321 | 179 | 622 | 313 | 619 | 591 | 151 | 963 | 111,899 |
| 2008 | 83,018 | 6,431 | 114 | 4,165 | 7,643 | 964 | 113 | 337 | 175 | 416 | 487 | 104 | 781 | 104,748 |
| 2009 | 77,804 | 7,625 | 127 | 4,562 | 8,032 | 1,318 | 110 | 218 | 99 | 295 | 308 | 67 | 1,062 | 101,627 |
| 2010 | 80,929 | 6,275 | 99 | 3,334 | 6,015 | 921 | 91 | 150 | 59 | 208 | 229 | 44 | 656 | 99,010 |
| 2011 | 79,103 | 7,061 | 130 | 4,359 | 7,290 | 1,120 | 76 | 200 | 85 | 301 | 327 | 66 | 876 | 100,994 |
| 2012 | 86,347 | 4,923 | 77 | 2,959 | 4,531 | 642 | 79 | 89 | 56 | 270 | 270 | 78 | 511 | 100,832 |
| 2013 | 85,013 | 7,834 | 127 | 4,472 | 7,281 | 915 | 78 | 184 | 88 | 424 | 393 | 98 | 698 | 107,605 |
| 2014 | 90,511 | 8,448 | 118 | 5,355 | 8,044 | 1,093 | 87 | 118 | 103 | 400 | 366 | 73 | 753 | 115,469 |
| 2015 | 94,671 | 11,156 | 168 | 4,528 | 7,271 | 1,224 | 83 | 285 | 198 | 459 | 423 | 178 | 79 | 120,723 |
| 2016 | 102,729 | 7,238 | 114 | 3,838 | 4,992 | 976 | 59 | 172 | 131 | 412 | 285 | 98 | 105 | 121,149 |
| 2017 | 102,235 | 8,417 | 131 | 2,690 | 4,227 | 642 | 50 | 114 | 123 | 317 | 246 | 75 | 106 | 119,373 |
| 2018 | 105,214 | 7,652 | 90 | 3,036 | 4,247 | 540 | 57 | 167 | 106 | 341 | 259 | 85 | 128 | 121,922 |
| 2019 | 97,846 | 8,415 | 111 | 5,326 | 6,853 | 1,239 | 44 | 257 | 215 | 591 | 439 | 165 | 147 | 121,648 |
| Total | 1,362,754 | 117,567 | 1,942 | 61,084 | 99,568 | 15,319 | 1,371 | 3,745 | 2,166 | 6,010 | 5,512 | 1,560 | 10,475 | 1,689,073 |

2005-2019 Colorado Crashes by Road Conditions
(other than "Dry")

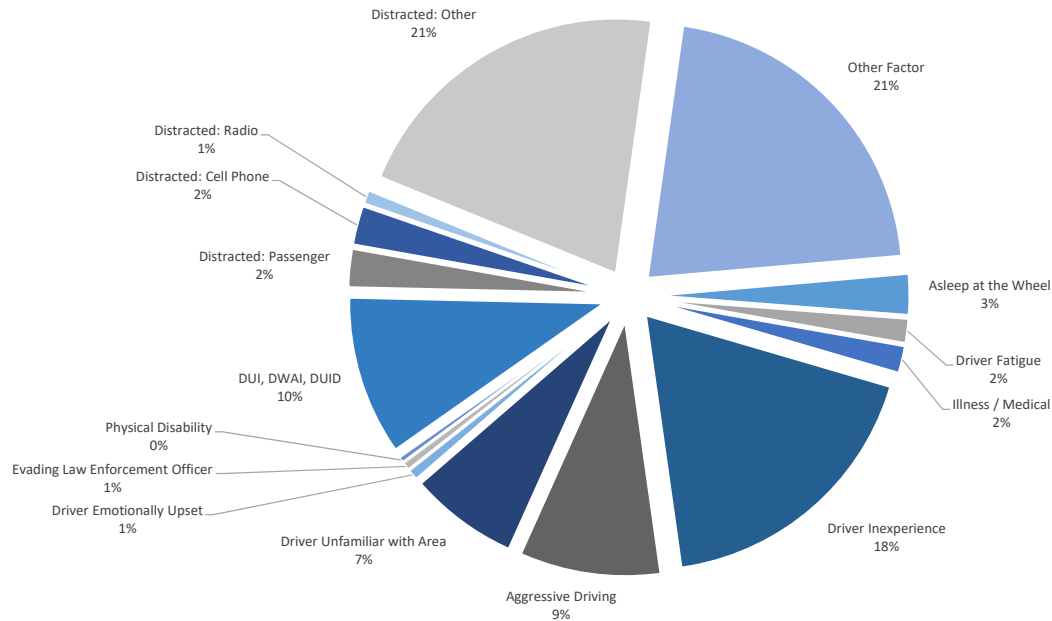




2005-2019 Colorado Crashes by Human Contributing Factor

| Year | No Apparent | Asleep at the Wheel | Driver Fatigue | Illness / Medical | Driver Inexperience | Aggressive Driving | Driver Unfamiliar with Area | Driver Emotionally Upset | Evading Law Enforcement Officer | Physical Disability | DUI, DWAI, DUID | Distracted: Passenger | Distracted: Cell Phone | Distracted: Radio | Distracted: Other | Other Factor | Not Reported | Total Crashes |
|--------------|----------------|---------------------|----------------|-------------------|---------------------|--------------------|-----------------------------|--------------------------|---------------------------------|---------------------|-----------------|-----------------------|------------------------|-------------------|-------------------|----------------|---------------|------------------|
| 2005 | 78,831 | 1,686 | 667 | 567 | 7,963 | - | 2,872 | 590 | 441 | 374 | - | 782 | - | - | 17,253 | - | 12,820 | 124,846 |
| 2006 | 70,514 | 1,580 | 720 | 773 | 9,111 | 1,559 | 3,245 | 541 | 343 | 307 | 2,664 | 1,181 | 491 | 231 | 14,148 | 3,566 | 6,254 | 117,228 |
| 2007 | 61,701 | 1,371 | 763 | 877 | 10,471 | 4,016 | 4,107 | 368 | 295 | 241 | 6,437 | 1,544 | 1,188 | 466 | 9,229 | 8,825 | - | 111,899 |
| 2008 | 29,033 | 1,273 | 662 | 924 | 9,702 | 4,026 | 3,663 | 347 | 238 | 207 | 6,706 | 1,499 | 1,158 | 457 | 9,309 | 9,068 | 26,476 | 104,748 |
| 2009 | 29,708 | 1,131 | 638 | 922 | 9,441 | 3,975 | 3,417 | 318 | 259 | 174 | 5,940 | 1,450 | 1,154 | 463 | 8,952 | 9,592 | 24,093 | 101,627 |
| 2010 | 29,916 | 1,132 | 672 | 942 | 8,900 | 4,168 | 3,451 | 296 | 187 | 190 | 5,586 | 1,333 | 1,069 | 477 | 9,265 | 9,850 | 21,576 | 99,010 |
| 2011 | 37,985 | 1,177 | 643 | 909 | 9,407 | 4,492 | 3,287 | 297 | 196 | 199 | 5,735 | 1,308 | 1,194 | 526 | 9,670 | 10,836 | 13,133 | 100,994 |
| 2012 | 44,613 | 1,325 | 687 | 917 | 9,176 | 4,748 | 3,373 | 306 | 207 | 163 | 5,913 | 1,345 | 1,270 | 567 | 9,844 | 11,650 | 4,728 | 100,832 |
| 2013 | 39,833 | 1,253 | 854 | 950 | 9,687 | 5,036 | 3,754 | 310 | 242 | 185 | 5,775 | 1,290 | 1,310 | 538 | 10,677 | 13,750 | 12,161 | 107,605 |
| 2014 | 41,995 | 1,396 | 875 | 989 | 10,517 | 5,695 | 3,768 | 332 | 220 | 176 | 5,936 | 1,293 | 1,403 | 548 | 11,285 | 15,397 | 13,644 | 115,469 |
| 2015 | 42,396 | 1,453 | 933 | 920 | 10,708 | 6,493 | 3,907 | 339 | 282 | 182 | 6,219 | 1,255 | 1,753 | 585 | 11,835 | 16,081 | 15,382 | 120,723 |
| 2016 | 44,555 | 1,439 | 1,058 | 1,001 | 10,350 | 6,863 | 3,883 | 413 | 361 | 168 | 5,718 | 1,317 | 1,851 | 558 | 11,792 | 16,503 | 13,319 | 121,149 |
| 2017 | 56,092 | 1,479 | 1,041 | 1,043 | 9,414 | 6,536 | 3,938 | 367 | 306 | 172 | 5,587 | 1,251 | 1,952 | 585 | 11,354 | 15,024 | 3,232 | 119,373 |
| 2018 | 57,903 | 1,568 | 1,053 | 1,054 | 9,922 | 6,721 | 4,112 | 379 | 324 | 179 | 6,081 | 1,317 | 1,981 | 547 | 11,440 | 14,856 | 2,485 | 121,922 |
| 2019 | 58,088 | 1,542 | 1,102 | 1,049 | 10,359 | 6,896 | 4,239 | 407 | 310 | 136 | 6,073 | 1,285 | 1,996 | 472 | 11,393 | 15,051 | 1,250 | 121,648 |
| Total | 723,163 | 20,805 | 12,368 | 13,837 | 145,128 | 71,224 | 55,016 | 5,610 | 4,211 | 3,053 | 80,370 | 19,450 | 19,770 | 7,020 | 167,446 | 170,049 | 92,534 | 1,689,073 |

*2005-2019 Colorado Crashes by Human Contributing Factor
 (other than "No Apparent")*

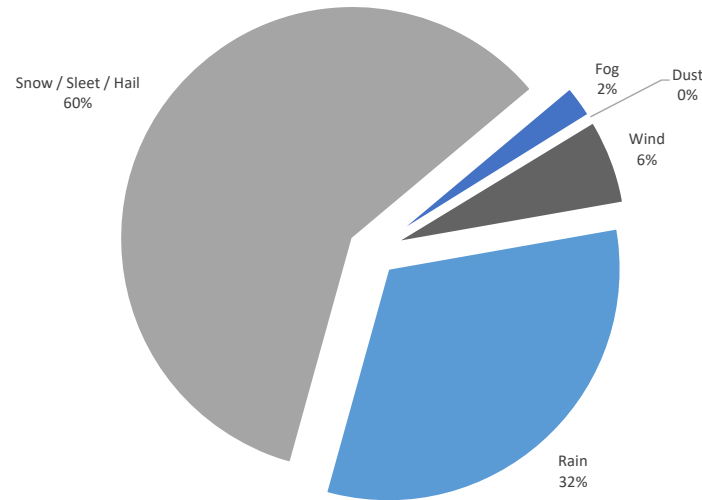




2005-2019 Colorado Crashes by Weather Conditions

| Year | None | Rain | Snow / Sleet / Hail | Fog | Dust | Wind | Not Reported | Total Crashes |
|--------------|------------------|---------------|---------------------|--------------|------------|---------------|----------------|------------------|
| 2005 | 107,143 | 5,601 | 8,567 | 459 | 14 | 833 | 2,229 | 124,846 |
| 2006 | 100,531 | 5,690 | 8,769 | 275 | 18 | 807 | 1,138 | 117,228 |
| 2007 | 94,637 | 5,313 | 10,178 | 449 | 23 | 1,268 | 31 | 111,899 |
| 2008 | 44,877 | 3,657 | 8,291 | 232 | 26 | 1,106 | 46,559 | 104,748 |
| 2009 | 44,617 | 4,580 | 10,268 | 346 | 18 | 979 | 40,819 | 101,627 |
| 2010 | 47,033 | 3,831 | 7,972 | 305 | 19 | 779 | 39,071 | 99,010 |
| 2011 | 63,926 | 4,066 | 7,724 | 266 | 13 | 900 | 24,099 | 100,994 |
| 2012 | 80,961 | 2,931 | 5,996 | 171 | 14 | 889 | 9,870 | 100,832 |
| 2013 | 68,186 | 4,514 | 10,112 | 277 | 48 | 707 | 23,761 | 107,605 |
| 2014 | 72,154 | 4,712 | 10,882 | 268 | 41 | 1,003 | 26,409 | 115,469 |
| 2015 | 84,558 | 6,480 | 9,145 | 345 | 19 | 538 | 19,638 | 120,723 |
| 2016 | 90,537 | 3,729 | 7,292 | 238 | 14 | 793 | 18,546 | 121,149 |
| 2017 | 103,994 | 5,297 | 6,210 | 360 | 26 | 691 | 2,795 | 119,373 |
| 2018 | 108,238 | 4,425 | 6,978 | 354 | 31 | 763 | 1,133 | 121,922 |
| 2019 | 106,444 | 4,182 | 9,802 | 453 | 15 | 693 | 59 | 121,648 |
| Total | 1,217,836 | 69,008 | 128,186 | 4,798 | 339 | 12,749 | 256,157 | 1,689,073 |

2005-2019 Colorado Crashes by Inclement Weather Conditions





| 2005-2019 Colorado Crashes by Lighting Conditions | | | | | | |
|---|------------------|---------------|----------------|------------------|--------------|------------------|
| Year | Daylight | Dawn or Dusk | Dark - Lighted | Dark - Unlighted | Not Reported | Total Crashes |
| 2005 | 84,854 | 5,327 | 20,526 | 12,208 | 1,931 | 124,846 |
| 2006 | 80,012 | 5,065 | 19,082 | 11,767 | 1,302 | 117,228 |
| 2007 | 77,998 | 5,090 | 16,960 | 11,091 | 760 | 111,899 |
| 2008 | 72,077 | 4,672 | 16,399 | 10,847 | 753 | 104,748 |
| 2009 | 70,349 | 4,499 | 15,766 | 10,516 | 497 | 101,627 |
| 2010 | 69,026 | 4,213 | 15,568 | 9,769 | 434 | 99,010 |
| 2011 | 70,249 | 4,543 | 15,892 | 9,989 | 321 | 100,994 |
| 2012 | 69,349 | 4,411 | 16,649 | 10,154 | 269 | 100,832 |
| 2013 | 74,860 | 5,122 | 17,506 | 9,825 | 292 | 107,605 |
| 2014 | 80,873 | 5,425 | 18,335 | 10,518 | 318 | 115,469 |
| 2015 | 84,626 | 5,762 | 19,295 | 10,581 | 459 | 120,723 |
| 2016 | 85,667 | 5,526 | 19,352 | 10,230 | 374 | 121,149 |
| 2017 | 84,425 | 5,541 | 19,133 | 9,835 | 439 | 119,373 |
| 2018 | 86,207 | 5,922 | 18,918 | 10,598 | 277 | 121,922 |
| 2019 | 85,551 | 6,091 | 18,811 | 10,976 | 219 | 121,648 |
| Total | 1,176,123 | 77,209 | 268,192 | 158,904 | 8,645 | 1,689,073 |

2005-2019 Colorado Crashes by Lighting Conditions

