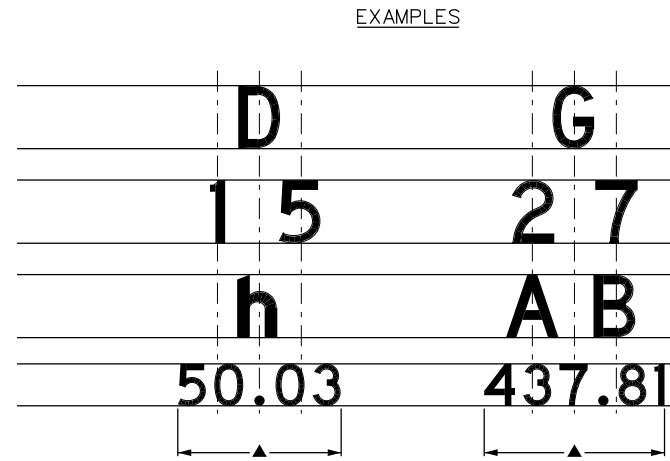
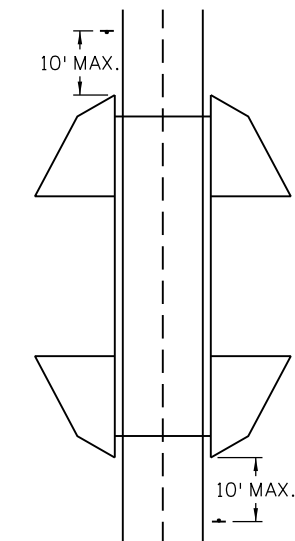
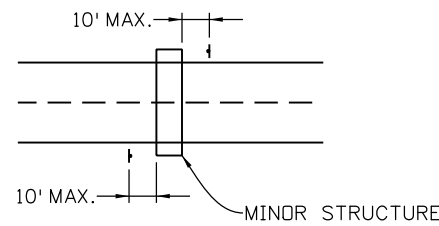


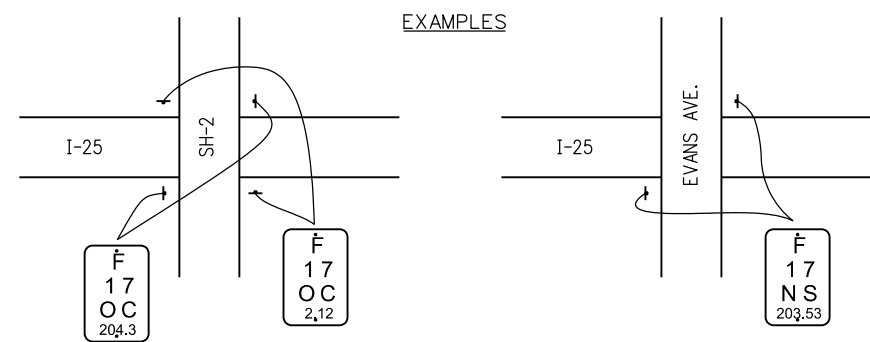
STRUCTURE IDENTIFICATION PANEL



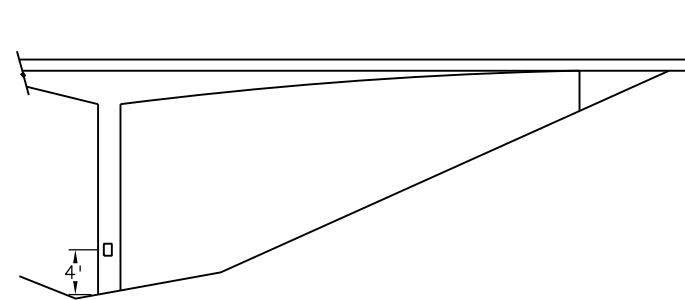
**OPTICALLY CENTER
REQUIRED REFERENCE POINT**



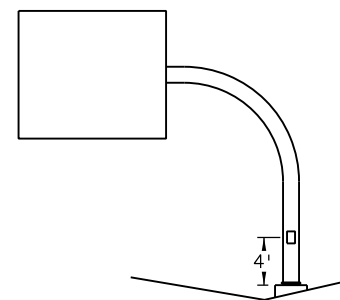
LOCATION DETAILS



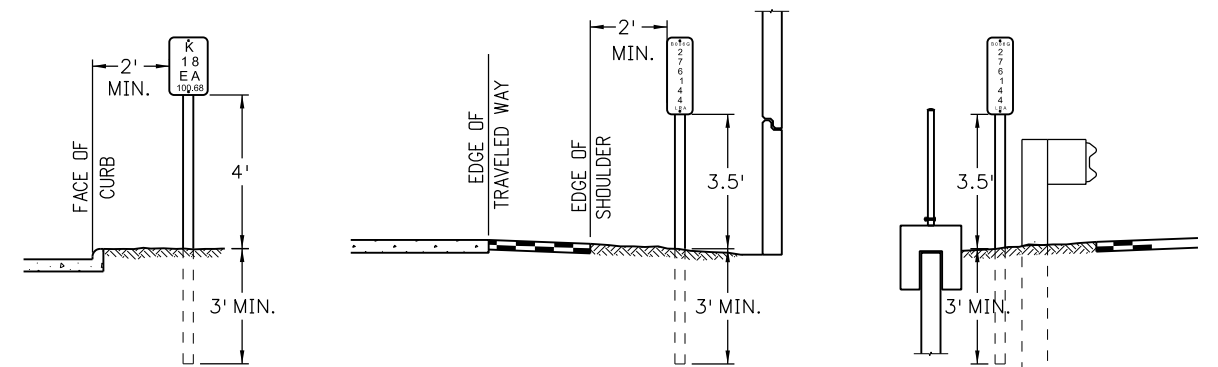
HIGHWAY SYSTEM LOCATION



LOCATION ON PIERS



LOCATION ON SIGN STRUCTURE



VERTICAL AND LATERAL PLACEMENT DETAILS

GENERAL NOTES

- SIGN PANEL SHALL BE FABRICATED FROM SINGLE SHEET ALUMINUM 0.080 IN. MINIMUM THICKNESS.
- WHEN SIGN PANELS ARE NOT ATTACHED TO THE STRUCTURE, THEY SHALL BE FASTENED TO U-POSTS OR TO 2 IN. TUBULAR STEEL POSTS (P POSTS) IN ACCORDANCE WITH STANDARDS FOR CLASS I SIGNS. SEE STANDARD PLANS S-614-2 AND S-614-8 FOR DETAILS.
- THE STRUCTURE NUMBER IS SHOWN ON THE PLANS.
- ALL SIGNS SHALL BE FABRICATED USING RETROREFLECTIVE SHEETING CONFORMING TO ASTM D4956, TYPE I MINIMUM. THE SIGN SHALL HAVE WHITE REFLECTIVE SHEETING BACKGROUND WITH BLACK LETTERS EXCEPT AS NOTED.
- STRUCTURE NUMBER IDENTIFICATION SIGN WILL NOT BE PAID FOR SEPARATELY, BUT SHALL BE INCLUDED IN THE WORK.
- IN ADDITION TO THE REQUIREMENTS STATED ABOVE, STRUCTURE NUMBERS FOR HIGHWAYS PASSING UNDER CROSSROADS ARE TO BE PLACED AT THE FOLLOWING POINTS USING TWO 1#2 IN. WIDE STAINLESS STEEL BANDS AND STAINLESS STEEL FLARED LEG BRACKETS WITH HEX HEAD BOLTS (BAND - IT D315 OR EQUIVALENT):
 - FOR STRUCTURES OF THREE OR MORE SPANS, THE STRUCTURE NUMBER SHALL BE MOUNTED, FACING TRAFFIC, ON THE OUTSIDE FACE OF THE END COLUMN OF THE RIGHT HAND PIER.
 - FOR TWO SPAN STRUCTURES, THE STRUCTURE NUMBER SHALL BE MOUNTED, FACING TRAFFIC, ON THE OUTSIDE FACE OF EACH END COLUMN OF THE CENTER PIER.
 - FOR OVERHEAD SIGNS, THE STRUCTURE NUMBER SHALL BE MOUNTED DIRECTLY ON THE POST OR THE OUTSIDE POST OF A TWO-POST STRUCTURE VISIBLE FROM THE HIGHWAY. FOR STRUCTURES SUPPORTING SIGNAGE FACING BOTH DIRECTIONS, TWO SIGNS SHALL BE PROVIDED (ONE PER EACH DIRECTION).
- THE STRUCTURE REFERENCE POINTS (MILE POINT) IN THE FIELD LOG OF STRUCTURES SHOW THREE PLACES AFTER DECIMAL POINT. THE LAST DIGIT IS TO BE DROPPED ON THIS PANEL (DO NOT ROUND OFF).
- THIS STRUCTURE IDENTIFICATION SHALL BE DISPLAYED ON ALL STATE HIGHWAYS BUT NOT ON OFF-SYSTEM CROSSROADS.
- WALLS SHALL HAVE STRUCTURE NUMBERS LOCATED AT THE BEGINNING AND END OF THE WALLS WITHIN 10 FEET OF THE END OF THE STRUCTURE. FOR WALLS LESS THAN 100 YARDS LONG, ONE SIGN AT THE BEGINNING OF THE STRUCTURE IS SUFFICIENT. IF FINAL WALL STRUCTURE REFERENCE POINT IS NOT AVAILABLE AT TIME OF FABRICATION THE LAST TWO DIGITS SHALL BE LEFT BLANK FOR COMPLETION BY OTHERS. SIGN SHALL STILL BE INSTALLED BY CONTRACTOR. SEPARATE WALL IDENTIFICATION PANELS SHALL BE PLACED AT EACH UNIQUE WALL DESIGN TYPE.
- SIGNS SHALL BE VISIBLE FROM THE HIGHWAY IN THE DIRECTION OF TRAVEL.

Computer File Information	
Creation Date: 07/04/12	Initials: KEN
Last Modification Date: 04/30/18	Initials: DiNardo
Full Path: codot.gov/library/traffic/traffic-standards/2012-s-standard-plans	
Drawing File Name: S-614-12_1of2.dgn	
CAD Ver.: MicroStation V8 Scale: Not to Scale Units: English	

Sheet Revisions	
Date:	Comments
04/30/18	ADDED NOTES 9 & 10

Colorado Department of Transportation



2829 W Howard Place
Denver, Colorado 80204
Phone: 303-757-9543 FAX: 303-757-9219

Safety & Traffic Engineering KCM

**STRUCTURE
NUMBER
INSTALLATION**

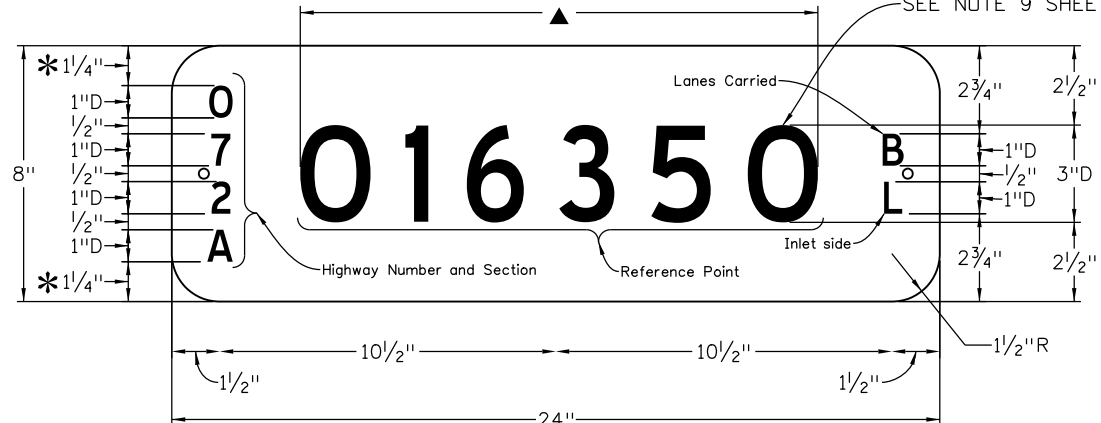
Issued By: Safety & Traffic Engineering Branch July 4, 2012

STANDARD PLAN NO.

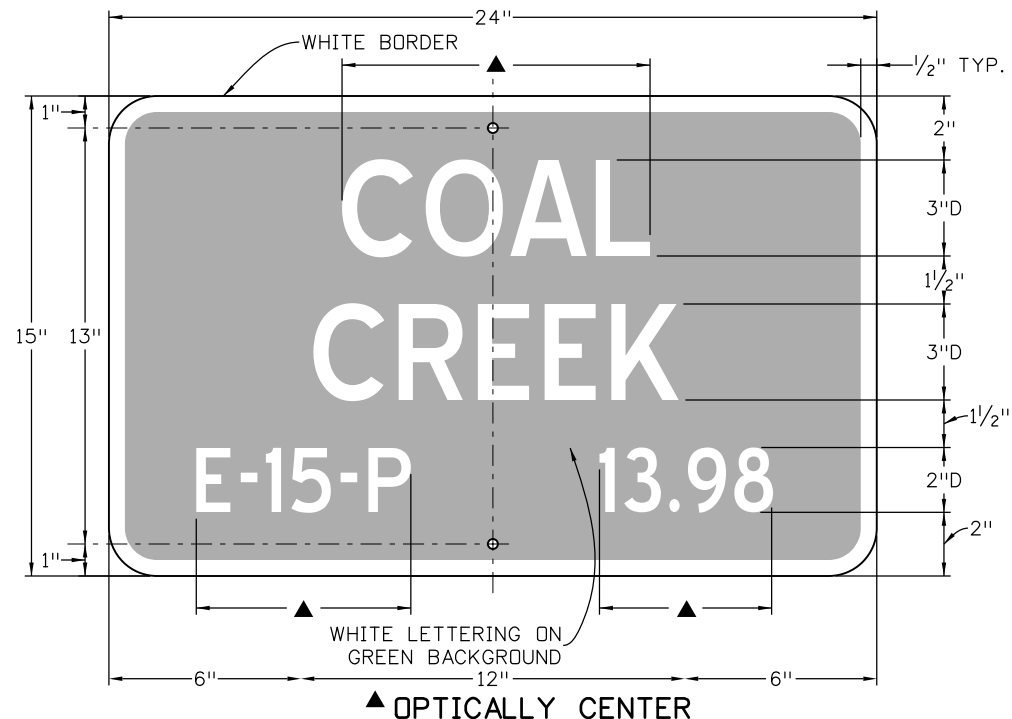
S-614-12

Sheet No. 1 of 2

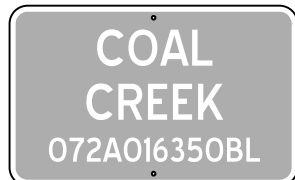
* REDUCE AS REQUIRED FOR ADDITIONAL LETTER SEE NOTE 9 SHEET 1 OF 2



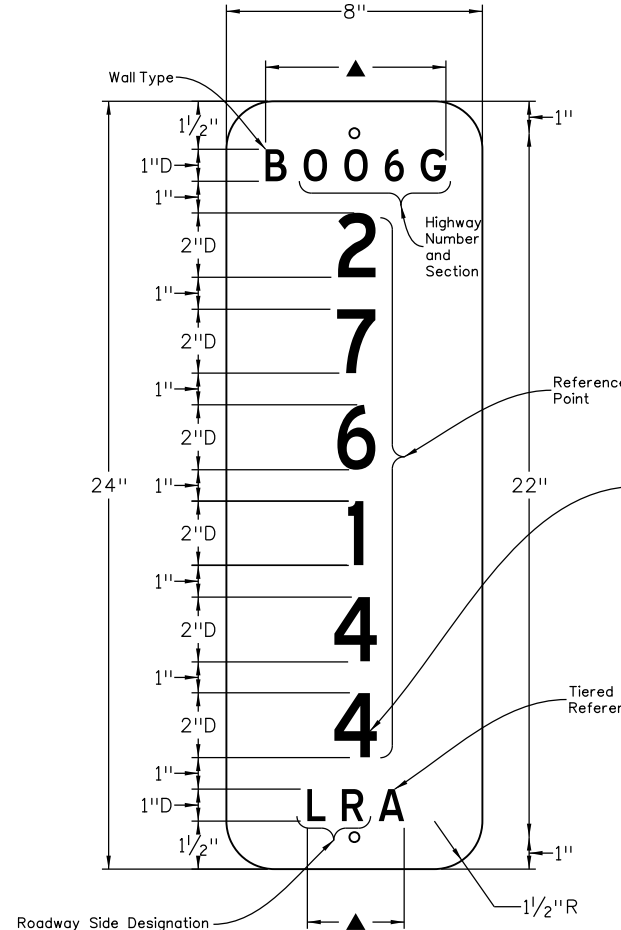
BARRIER, FENCE OR WALL MOUNTED



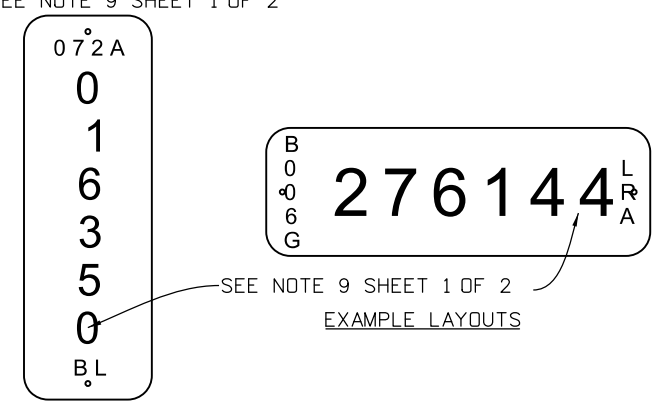
OPTIONAL STRUCTURE NUMBER PANEL OVER STREAMS



EXAMPLE OF MINOR STRUCTURE IDENTIFICATION PANEL OVER STREAM

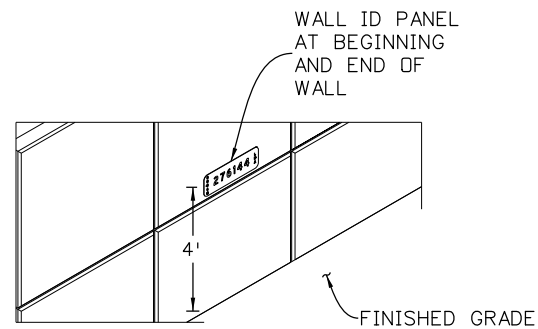


POST MOUNTED

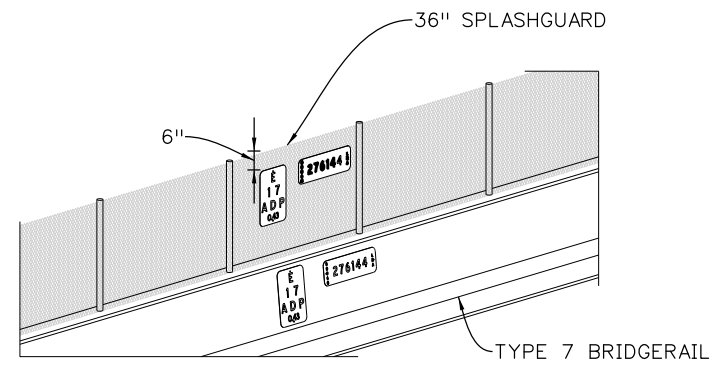


▲ OPTICALLY CENTER

WALL AND MINOR STRUCTURE IDENTIFICATION PANELS



WALL MOUNTED OPTION



BARRIER AND FENCE MOUNTED OPTIONS

Computer File Information	
Creation Date: 04/30/18	Initials: PDTT
Last Modification Date:	Initials:
Full Path: codot.gov/library/traffic/traffic-standards/2012-s-standard-plans	
Drawing File Name: S-614-12_2of2.dgn	
CAD Ver.: MicroStation V8 Scale: Not to Scale Units: English	

Sheet Revisions	
Date:	Comments

Colorado Department of Transportation

2829 W. Howard Place
Denver, Colorado 80204
Phone: 303-757-9543 FAX: 303-757-9219

Safety & Traffic Engineering KCM

STRUCTURE NUMBER INSTALLATION

Issued By: Safety & Traffic Engineering Branch July 4, 2012

STANDARD PLAN NO.

S-614-12

Sheet No. 2 of 2