

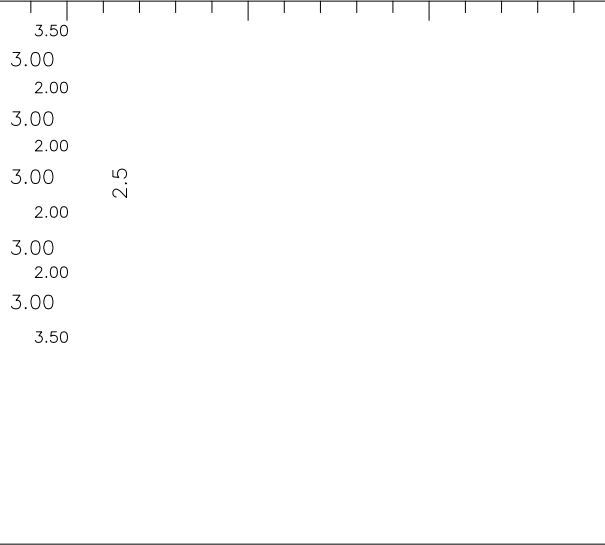

**COLORADO DEPARTMENT OF TRANSPORTATION  
SIGN LAYOUT**

DATE 03/28/2002

PROJECT NO. \_\_\_\_\_

LOCATION \_\_\_\_\_

SHEET 1 OF 2



SIGN NO. SPECIAL	HEIGHT 30"
FILE NO. FIN_DBL_SCH_ZN	WIDTH 24"
SIGN TYPE GROUND	BORDER WIDTH 5/8"
BACKGROUND REFL WHITE	MARGIN WIDTH 3/8"
LETTER TYPE STENCIL BLACK	CORNER RADIUS 1 1/2"
COMMENTS	

LINE ONE			LINE TWO			LINE THREE			LINE FOUR		
MSG.	WIDTH	SERIES	MSG.	WIDTH	SERIES	MSG.	WIDTH	SERIES	MSG.	WIDTH	SERIES
F	1.83	3.00D	D	2.02	3.00D	I	0.47	3.00D	S	2.02	3.00D
	0.56			0.56			0.71			0.56	
I	0.47		O	2.11		N	2.02		C	2.02	
	0.71			0.71						0.56	
N	2.02		U	2.02					H	2.02	
	0.71			0.71						0.71	
E	1.83		B	2.02					O	2.11	
	0.56			0.71						0.56	
S	2.02		L	1.83					O	2.11	
				0.56						0.71	
			E	1.83					L	1.83	
				0.56							
			D	2.02							
TOTAL	10.71			17.66			3.20			15.21	
LEFT	6.65			3.17			10.40			4.40	
RIGHT	6.64			3.17			10.40			4.39	


**COLORADO DEPARTMENT OF TRANSPORTATION  
SIGN LAYOUT**

DATE 03/28/2002

PROJECT NO. \_\_\_\_\_

LOCATION \_\_\_\_\_

SHEET 2 OF 2



SIGN NO. SPECIAL	HEIGHT 30"
FILE NO. FIN_DBL_SCH_ZN	WIDTH 24"
SIGN TYPE GROUND	BORDER WIDTH 5/8"
BACKGROUND REFL WHITE	MARGIN WIDTH 3/8"
LETTER TYPE STENCIL BLACK	CORNER RADIUS 1 1/2"
COMMENTS	

LINE ONE			LINE TWO			LINE THREE			LINE FOUR		
MSG.	WIDTH	SERIES	MSG.	WIDTH	SERIES	MSG.	WIDTH	SERIES	MSG.	WIDTH	SERIES
Z	2.02	3.00D									
	0.56										
O	2.11										
	0.71										
N	2.02										
	0.71										
E	1.83										
TOTAL	9.96										
LEFT	7.02										
RIGHT	7.02										