

2.5" Radius, 0.8" Border, White on Green;

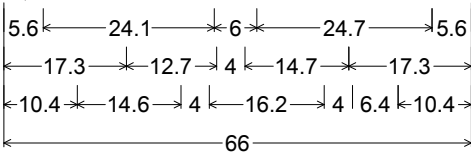
"TOWN NAME" E 80% spacing;

"CITY LIMIT" E;

"ELEV XXXX FT" E 80% spacing;

Table of letter and object lefts.

T	O	W	N	N	A	M	E
3.3	8.7	14.7	22.0	32.7	38.5	45.5	52.3
C	I	T	Y				
14.3	18.3	19.8	23.0				
		L	I	M	I	T	
		31.0	34.8	36.5	41.2	42.8	
E	L	E	V	X	X	X	X
7.9	11.5	15.1	18.5	26.1	30.2	34.3	38.4
		F	T				
		45.8	49.2				



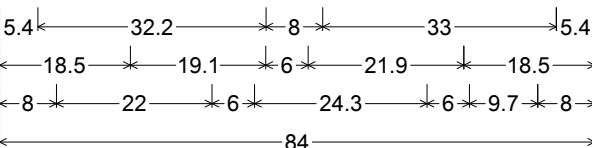
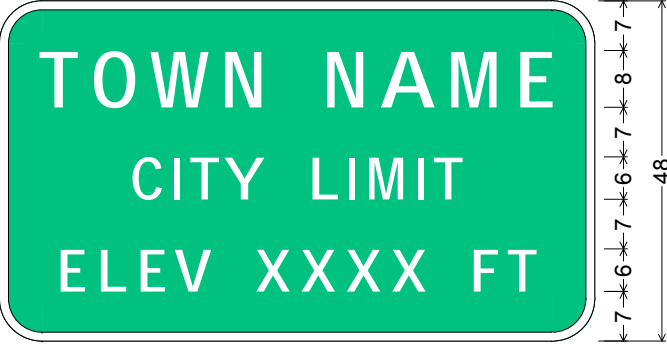
3.0" Radius, 1.0" Border, White on Green;

"TOWN NAME" E; "CITY LIMIT" E;

"ELEV XXXX FT" E;

Table of letter and object lefts.

T	O	W	N	N	A	M	E
5.6	11.2	17.4	24.9	35.7	41.7	49.0	56.0
C	I	T	Y				
17.3	21.3	22.8	26.0				
		L	I	M	I	T	
		34.0	37.8	39.5	44.2	45.8	
E	L	E	V	X	X	X	X
10.4	14.1	17.9	21.4	29.0	33.3	37.5	41.8
		F	T				
		49.2	52.7				



6.0" Radius, 1.3" Border, White on Green;

"TOWN NAME" E; "CITY LIMIT" E; "ELEV XXXX FT" E;

Table of letter and object lefts.

T	O	W	N	N	A	M	E		
5.4	12.9	21.2	31.2	45.6	53.6	63.3	72.7		
C	I	T	Y	L	I	M	I	T	
18.5	24.5	26.7	31.6	43.6	49.2	51.8	58.9	61.1	
E	L	E	V	X	X	X	X	F	T
8.0	13.7	19.3	24.6	36.0	42.4	48.8	55.2	66.3	71.6